



21ST CENTURY SCHOOLS BOND ADVISORY COMMITTEE

June 16, 2020

OFFICE OF SCHOOL FACILITIES GOB UPDATE



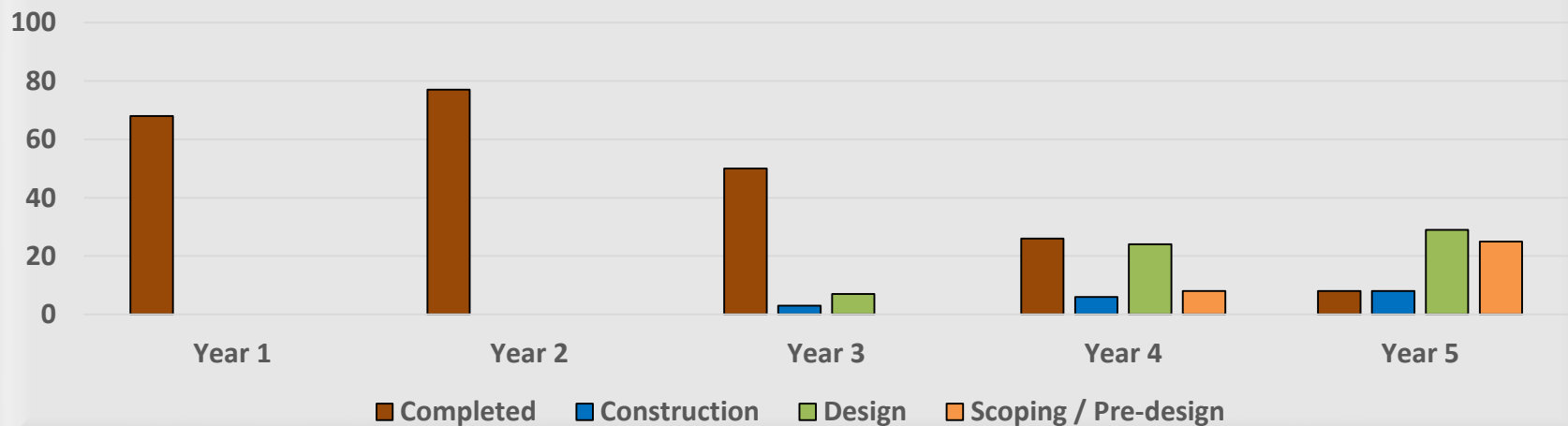
GOB PROJECT UPDATE

PROJECT STATUS AS OF JUNE 2, 2020



	YEAR 1	YEAR 2	YEAR 3	YEAR 4	YEAR 5
COMPLETED	68	77	50	26	8
CONSTRUCTION			3	6	8
DESIGN			7	24	29
SCOPING / PRE-DESIGN				8	25

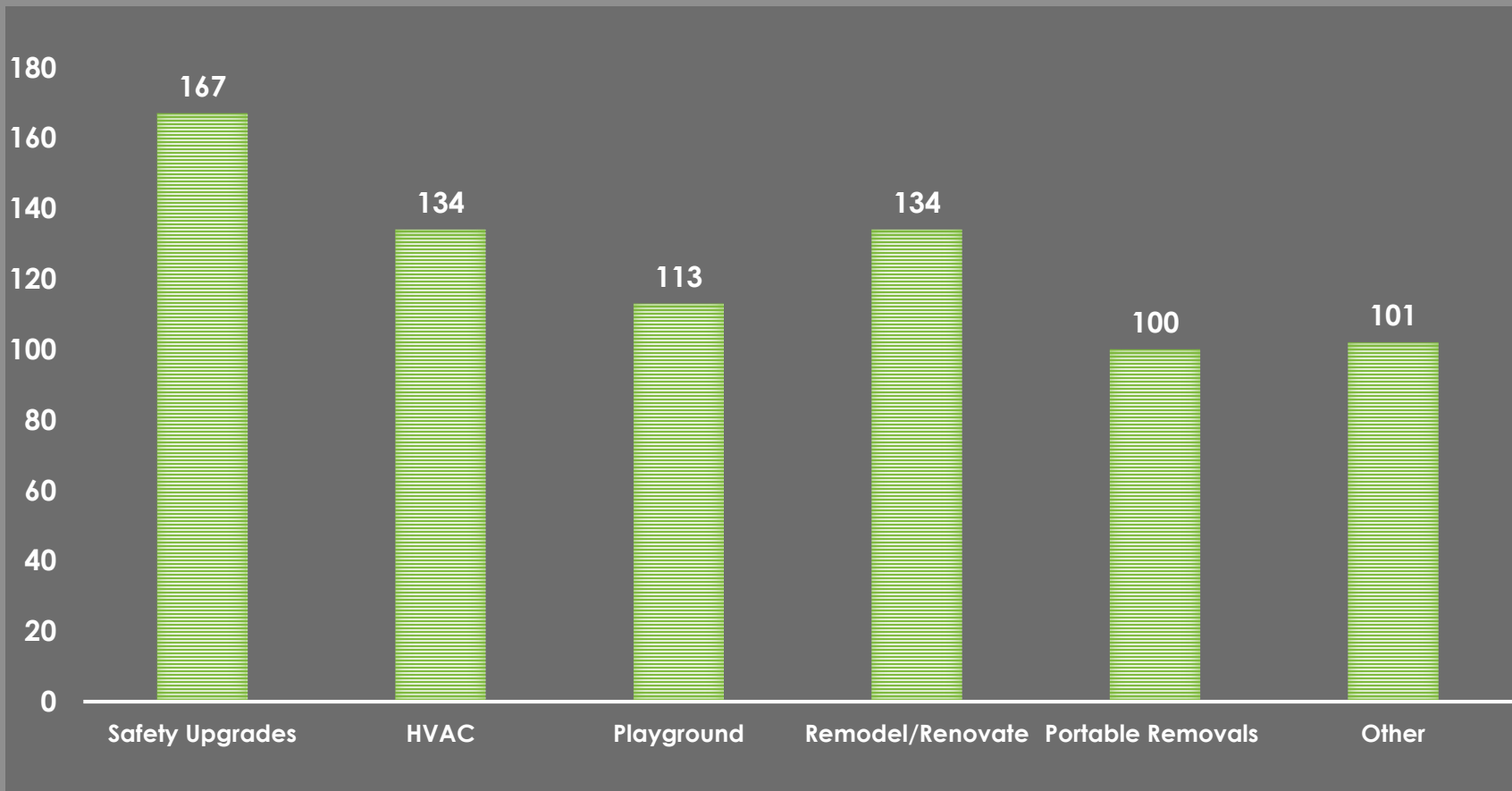
Main GOB Projects – Status as of June 02, 2020



GOB PROJECT UPDATE



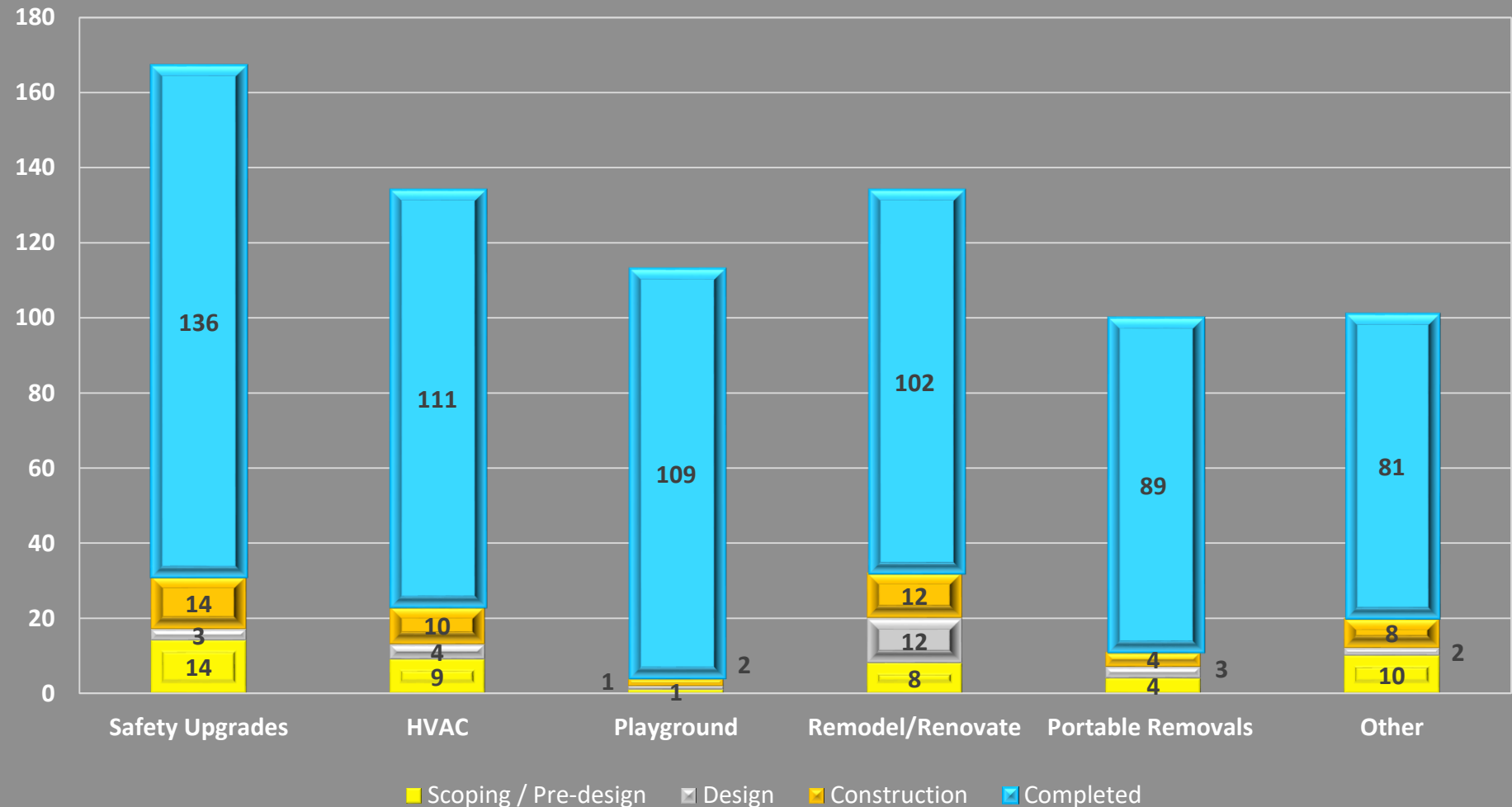
ACCELERATED/RESIDUAL SCOPE PROJECTS BY CATEGORY AS OF JUNE 2, 2020



GOB PROJECT UPDATE

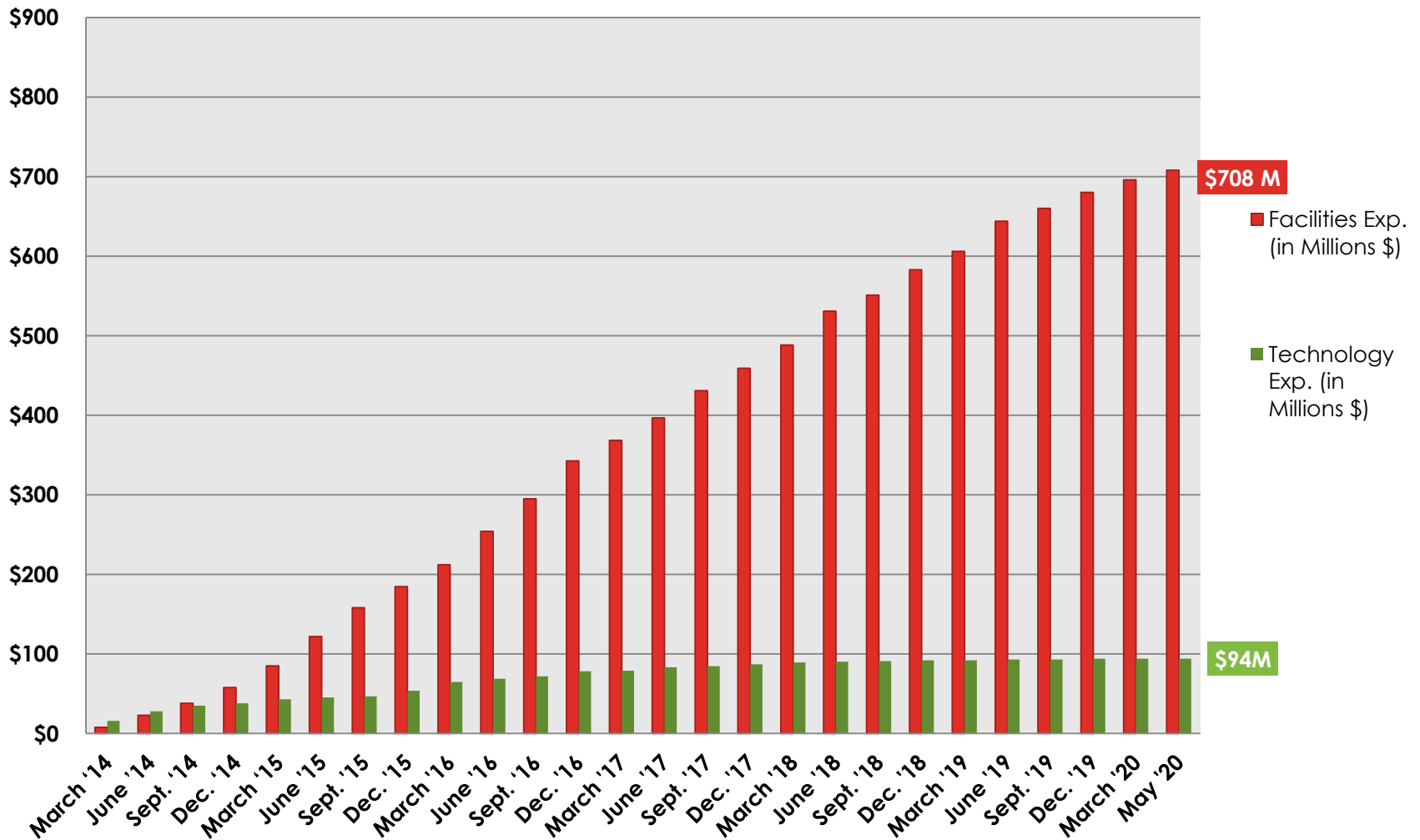


ACCELERATED/RESIDUAL SCOPE PROJECTS BY STATUS AS OF JUNE 2, 2020

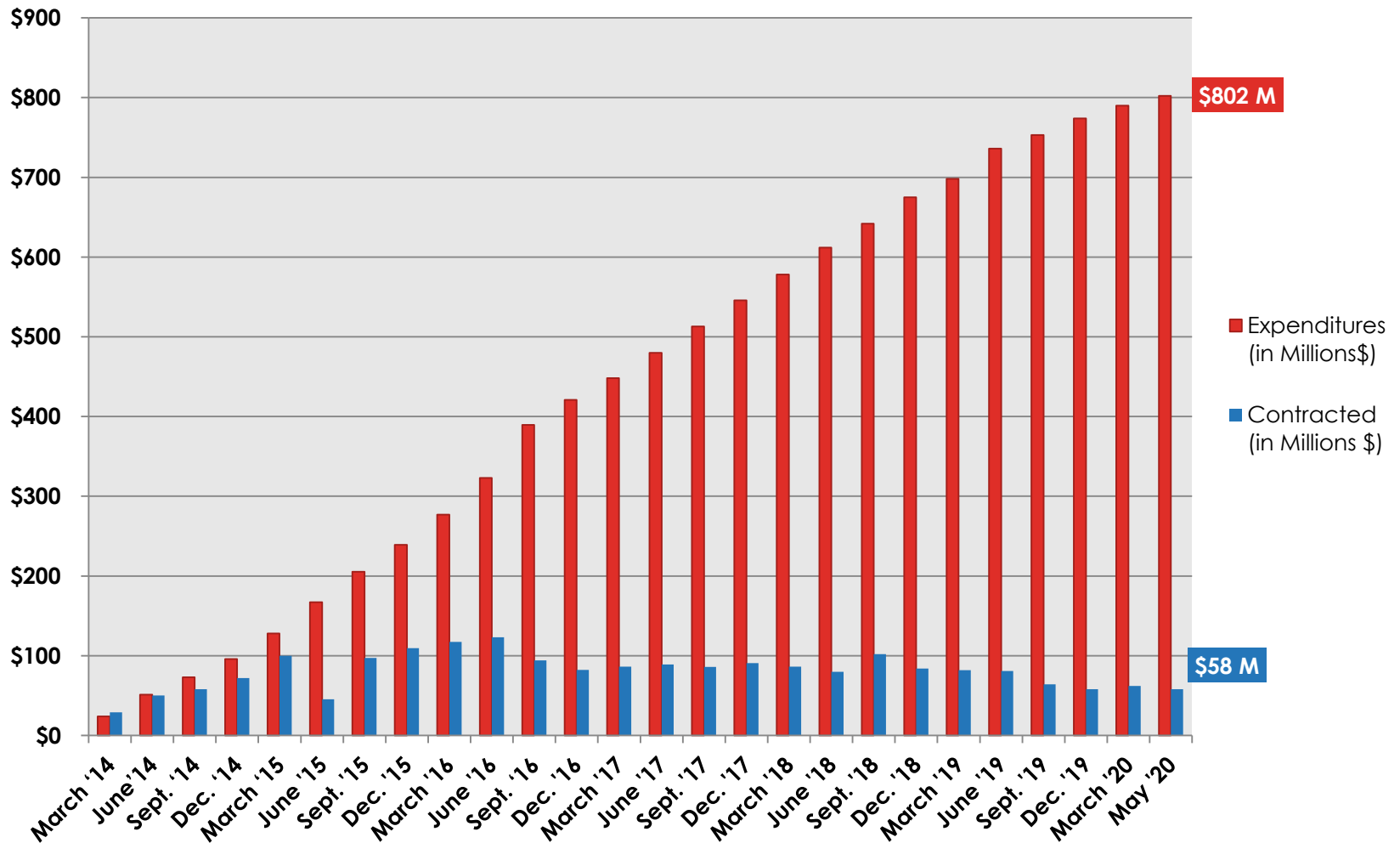


GOB EXPENDITURES

(AS OF 5/31/2020)



GOB EXPENDITURES & CONTRACTED (AS OF 5/31/2020)



QUARTERLY EXPENDITURES BY COST CATEGORY (AS OF 3/31/2020)



GOB Expenditures by Cost Category as of March 31, 2020

Cost Category Group Description	Facilities	Technology	Total Expenditures
Construction & Preconstruction Services	\$ 409,440,430.77	\$ 6,341,766.98	\$ 415,782,197.75
Direct Purchase of Construction Materials	\$ 103,426,096.07		\$ 103,426,096.07
Furniture Fixtures & Equipment	\$ 13,380,434.11	\$ 82,674,555.24	\$ 96,054,989.35
Architectural Engineering Services	\$ 44,932,348.97	\$ 24,182.62	\$ 44,956,531.59
Program Management Services	\$ 34,170,212.81	\$ 220,756.61	\$ 34,390,969.42
Maintenance Managed Projects	\$ 30,872,628.17	\$ 1,547,775.48	\$ 32,420,403.65
Abatement/Overhead	\$ 29,442,224.43	\$ 733,846.00	\$ 30,176,070.43
Building Code Compliance Services	\$ 9,114,752.74	\$ 11,009.00	\$ 9,125,761.74
Builders Risk Insurance	\$ 4,928,828.06	\$ 9,000.00	\$ 4,937,828.06
P/A Systems Services	\$ 4,901,381.29		\$ 4,901,381.29
GOB Financial Services	\$ 4,593,406.93		\$ 4,593,406.93
Environmental Services	\$ 2,694,476.85		\$ 2,694,476.85
Software	\$ 9,415.00	\$ 2,402,699.24	\$ 2,412,114.24
Custodial Reimbursement	\$ 1,221,490.67	\$ 20,576.12	\$ 1,242,066.79
Printing Services	\$ 862,789.17	\$ 452.02	\$ 863,241.19
Roofing	\$ 459,928.49		\$ 459,928.49
Advertising	\$ 338,133.38		\$ 338,133.38
Miscellaneous (e.g., Fire Watch, Rekeying, Security Services, Signs)	\$ 310,631.24		\$ 310,631.24
Photography Services	\$ 204,830.18	\$ 168.00	\$ 204,998.18
GOB Audit	\$ 188,500.00		\$ 188,500.00
Legal Services	\$ 97,238.81		\$ 97,238.81
Utility Services	\$ 60,015.26		\$ 60,015.26
Reimbursement	\$ 58,135.99		\$ 58,135.99
Government Requirement	\$ 49,009.37		\$ 49,009.37
Test and Balance	\$ 35,949.90		\$ 35,949.90
Estimating Services	\$ 30,758.00		\$ 30,758.00
Print Media	\$ 25,959.13		\$ 25,959.13
Scheduling	\$ 24,999.42		\$ 24,999.42
Survey Services	\$ 9,359.80		\$ 9,359.80
Rental/Lease of Modular Units	\$ 1,700.00		\$ 1,700.00
Total Expenditures	\$ 695,886,065.01	\$ 93,986,787.31	\$ 789,872,852.32

Source: SAP

1 of 1

SOURCE: SAP
(FULL REPORTS POSTED ON GOB WEBSITE)

QUARTERLY EXPENDITURES BY VENDOR (EXCERPT - AS OF 03/31/2020)

GOB Expenditures by Vendor as of March 31, 2020

Vendor	Total Expenditures	Micro Business Enterprise	Small Business Enterprise	Minority/Women Business Enterprise	Expired Certification Date
A & B HARDWARE/LUMBER INC	\$ 937.84		X	Hispanic American	
A 1 DURAN ROOFING INC	\$ 273,325.79				
A 50 STAR FLAGS SIGNS	\$ 6,116.00				
A AFFORDABLE CARPET	\$ 92,561.73		X	Hispanic American	
A AND B PIPE & SUPPLY CO	\$ 35,135.30				
A&B UTILITIES SUPPLY INC	\$ 69,644.71				
A. FALERO TRUCKING, INC.	\$ 135,177.31				
AAA AUTOMATED DOOR REPAIR INC	\$ 8,581.74				
AAA FLAG & BANNER MFG CO	\$ 9,070.74				
AARON INDUSTRIAL SAFETY INC	\$ 4,012.60				
ABC IMAGING INC	\$ 11,545.60				
ABC SUPPLY CO INC	\$ 382,428.58				
ABI & COMPANY, INC.	\$ 207.00				
ABOVE INTERIOR DISTRIBUTORS INC	\$ 156,360.72				
ACI SUPPLY, INC.	\$ 50,952.38				
ACAI ASSOCIATES INC	\$ 408,660.39				
ACCESS BUILDERS, INC.	\$ 44,150.00		X	Hispanic American	6/16/2019
ACCO BRANDS USA LLC	\$ 6,053.96				
ACCUAIR INC	\$ 10,560,468.29				
ACCURATE DESIGN	\$ 83,500.00				
ACE EDUCATIONAL SUPPLIES INC	\$ 3,975.37				
ACE Flooring Systems, Inc.	\$ 8,249.45		X	Hispanic American	
ACE PUMP & SUPPLY	\$ 3,707.00				
ACE SEWING & VACUUM CENTER	\$ 1,052.00				
ACOUSTI ENGINEERING CO OF FL	\$ 276,075.60				
ACTION SOD & LANDSCAPE CENTER INC	\$ 50,334.00				
ACTION SUPPLY CO.	\$ 443,846.02				
ADONEL CONCRETE & FNG OF SO F	\$ 4,423.60				
ADONEL CONCRETE PUMPING AND	\$ 1,444.63				
ADVANCE SECURITY GROUP ENTERPRISE	\$ 40,000.19				
ADVANCED FIRE & SECURITY INC	\$ 6,000.00				
ADVANCED RECREATIONAL CONCEPTS	\$ 10,008.64				
AFP INDUSTRIES INC	\$ 4,480.51				
AGI INTERNATIONAL INC	\$ 2,940.00				
AIR CONTRACTING & MAINT INC	\$ 129,994.00				
AIRQUEST ENVIRONMENTAL	\$ 301,459.76			Woman	
ALDORA ALUMINUM & STEEL	\$ 58,308.96				
ALL AMERICAN PRECAST	\$ 77,871.00				
ALL COUNTY MUSIC INC	\$ 568,463.44				
ALL DADE LAWN MOWERS	\$ 1,295.88				
ALL GREEN NURSERY	\$ 317,524.65				
ALL POINTS DESIGN CORP	\$ 111,218.00	X		Hispanic American	
ALL RACK & SHELVING INC	\$ 12,359.53				
ALL SOUTH LIGHTNING PROTECTION	\$ 12,128.81				
ALL SPECIALTY SALES INC	\$ 257,271.93				
ALLEGUEZ ARCHITECTURE INC	\$ 1,376,643.45		X	Hispanic American	
ALLI PUMPS INC	\$ 56,233.00				
ALLIED CONTROLS INC	\$ 100,083.38				
ALLIED INTERIOR PRODUCTS	\$ 217,510.38				
ALLIED PAPER COMPANY	\$ 55,759.46		X	Woman	
ALLIED TRUCKING OF FLORIDA	\$ 39,976.53				
ALLSTEEL & GYPSUM PRODUCTS	\$ 499,243.66				
ALM MEDIA LLC	\$ 39,441.09				
ALTA HOME REMODELING CO.	\$ 28,688.81				

GOB Expenditures by Vendor as of March 31, 2020

Vendor	Total Expenditures	Micro Business Enterprise	Small Business Enterprise	Minority/Women Business Enterprise	Expired Certification Date
WENGER CORPORATION	\$ 274,771.69				
WEST MUSIC COMPANY	\$ 25,067.25				
WHITE ROCK QUARRIES	\$ 244,032.21				
WHITLOCK	\$ 1,082,974.27				
WINDSTREAM COMMUNICATIONS INC	\$ 466,671.14				
WITHERS/SUDDATH RELOCATION SYSTEMS	\$ 126,787.50				
WOLFBERG/ALVAREZ & PARTNERS	\$ 2,965,356.44			Hispanic American	
WORLD ELECTRIC SUPPLY INC	\$ 1,234,420.03				
WORTHINGTON DIRECT	\$ 1,841.11				
WSP USA, INC.	\$ 11,016,926.25				
XEROX AUDIO VISUAL SOLUTIONS	\$ 607,009.80				
XGRASS INC	\$ 43,336.74				
XPRT ELEVATOR SERVICES INC	\$ 219,690.80		X		9/13/2019
YKK AP AMERICA INC	\$ 168,017.00				
ZIPP SPORTING GOODS	\$ 2,018.60				
ZYSCOVICH INC	\$ 3,838,948.27				
Total Expenditures	\$ 789,872,852.32				

QUARTERLY EXPENDITURES

BY DISTRICT/SCHOOL/PROJECT #/ COST CATEGORY

(AS OF 03/31/2020)



GOB Expenditures by Location / Project & Cost Category as of March 31, 2020 - District 6

Location / Project Number / Cost Category	Total Expenditures
0121	\$ 2,880,847.64
AUBURNDALE ELEMENTARY	
00429900	\$ 60,352.46
Abatement/Overhead	\$ 3,561.19
Architectural Engineering Services	\$ 4,954.10
Building Code Compliance Services	\$ 2,467.00
Construction & Preconstruction Services	\$ 16,095.99
Direct Purchase of Construction Materials	\$ 32,980.00
Printing Services	\$ 294.18
01300800	\$ 457,082.24
Abatement/Overhead	\$ 34,432.12
Architectural Engineering Services	\$ 119,760.05
Building Code Compliance Services	\$ 15,031.60
Construction & Preconstruction Services	\$ 4,711.00
Direct Purchase of Construction Materials	\$ 33,798.00
Furniture Fixtures & Equipment	\$ 14,253.54
Maintenance Managed Projects	\$ 2,511.50
Miscellaneous (e.g., Fire Watch, Rekeying, Security Services, Signs)	\$ 254.09
Printing Services	\$ 3,178.80
Program Management Services	\$ 111,585.17
Builders Risk Insurance	\$ 17,566.37
01300801	\$ 212,785.28
Abatement/Overhead	\$ 7,398.13
Architectural Engineering Services	\$ 9,212.89
Building Code Compliance Services	\$ 5,100.00
Construction & Preconstruction Services	\$ 148,649.32
Direct Purchase of Construction Materials	\$ 27,358.68
Printing Services	\$ 34.45
Program Management Services	\$ 15,031.81
01300802	\$ 130,989.45
Abatement/Overhead	\$ 5,392.00
IT Systems Services	\$ 124,000.80
Program Management Services	\$ 1,596.65
01300803	\$ 1,951,805.94
Abatement/Overhead	\$ 49,124.09
Architectural Engineering Services	\$ 7,618.00
Construction & Preconstruction Services	\$ 1,253,160.83
Custodial Reimbursement	\$ 6,568.55
Direct Purchase of Construction Materials	\$ 599,843.00
Legal Services	\$ 3,878.00
Miscellaneous (e.g., Fire Watch, Rekeying, Security Services, Signs)	\$ 21.50
Program Management Services	\$ 31,591.97
01300804	\$ 24,073.94

SOURCE: SAP
(FULL REPORTS POSTED ON GOB WEBSITE)

GOB PROGRAM FUND REALLOCATIONS & PROTOCOLS



ALLOCATION OF REPROGRAMMED FUNDS

MARCH 2019



- Prior discussions on this topic have included a consideration of whether funds available from a completed project should, to the extent possible, be allocated to other project(s) located in the same board member district and in need of additional funding;
- Up to this point, allocation of reprogrammed funds has been priority based and district-neutral. In order to accommodate the scenario described above, and to ensure the decision-making process remains objective, the following protocol is recommended :
 - a. The particular school where there is a completed project with available funds has other Priority 1 or Priority 2 facilities needs that can be addressed wholly or in part with said funds (funds stay at the school); or
 - b. There is a project at another school in the same feeder pattern and in the same board member district with known unfunded Priority 1 or Priority 2 needs, based on a recently completed final scope and budget estimate; and
 - c. Irrespective of whether a. or b. applies, the region superintendent is in support of the funding allocation.

RECOMMENDED: THAT THE ADVISORY COMMITTEE APPROVE THE ABOVE PROTOCOL FOR GOB PROGRAM FUND REALLOCATIONS

GOB PROGRAM FUND REALLOCATION ***(F-21 Board Item November 2019 and May 2020)***



F-21 (Board Item – November 2019)

- 120 project close-outs totaling: **\$1,014,388**
- Average project amount: **\$8,453**

F-21 (Board Item – May 2020)

- 98 project close-outs totaling: **\$2,960,510**
- Average project amount: **\$30,209**

PROTOCOL FOR ALLOCATION OF REPROGRAMMED FUNDS



UNINTENDED CONSEQUENCES OF EXISTING PROTOCOL FOR REPROGRAMMED FUNDS

- Restricts the reprogramming of the most urgent and critical projects needing funding.
- Typical funding source is from project close-outs which tend to be many and relatively small amounts. This necessitates the consolidation of balances to adequately fund capital projects.
- Requires exhaustive managerial oversight and results in contrived solutions.

RECOMMENDED PROTOCOL FOR REPROGRAMMED FUNDS

- All remaining funds available at the time of project close-out are to be consolidated into a district-wide GOB Reserve Fund, unless the remaining funds can be retained at the school to address remaining priority 1 or 2 items.
- Redistribute, to the extent possible, equitably among all Board Member Districts.

GOB PROGRAM FUND REALLOCATION (F-21 Board Item June 2020)



DISTRIBUTION PER BOARD MEMBER DISTRICT

DISTRICT	TOTAL GOB FUNDS
District 1	\$ 900,000.00
District 2	\$ 964,826.00
District 3	\$ 545,000.00
District 4	\$ 686,000.00
District 5	\$ 951,000.00
District 6	\$ 640,000.00
District 7	\$ 613,432.00
District 8	\$ 610,000.00
District 9	\$ 715,000.00
Grand Total	\$ 6,625,258.00

District	Location	Scope	Total GOB Funds
District 1			\$ 900,000.00
	Carol City MS	Middle School Redesign Innovation Space	\$ 100,000.00
	North Miami ES	West Wing Renovation of building 6	\$ 800,000.00
District 2			\$ 964,826.00
	Booker T. Washington SHS	HVAC Unit Ventilator Replacement	\$ 300,000.00
		Track Resurfacing	\$ 217,826.00
	D A Dorsey Technical College	Remaining Work from Phase II	\$ 372,000.00
	Van E. Blanton ES	Covered walkway	\$ 75,000.00
District 3			\$ 545,000.00
	Southside K-8 Center	Spillout / Covered walkway	\$ 45,000.00
	Aventura Waterways K-8 Center	Waterproofing / Exterior Paint	\$ 500,000.00
District 4			\$ 686,000.00
	Lawton Chiles Middle	Middle School Redesign Innovation Space	\$ 100,000.00
	West Hialeah Gardens ES	Playground Surface	\$ 46,000.00
	West Lakes Preparatory Academy	Playground Surface	\$ 40,000.00
	Flamingo ES	Roofing and HVAC	\$ 500,000.00
District 5			\$ 951,000.00
	Dr. Toni Bilbao Preparatory Academy	FF&E of 6-8 grade addition and Drop off / Safety to Life	\$ 951,000.00
District 6			\$ 640,000.00
	Citrus Grove ES	Completion of Phase I ESE Project Covered Walkway, Parking lot, Demo of building 18	\$ 500,000.00
	ADA Merritt K-8 Center	Playground Replacement	\$ 140,000.00
District 7			\$ 613,432.00
	Kendale Lakes ES	Drop-off, Parking and Safety-to-life	\$ 173,432.00
	Felix Varela SHS	Replacement of Auditorium Seats	\$ 340,000.00
		Structural Repairs	\$ 100,000.00
District 8			\$ 610,000.00
	Lamar Louise Curry MS	Middle School Redesign Innovation Space	\$ 100,000.00
	West Miami MS	HVAC Chiller Plant Renovations	\$ 160,000.00
		Renovate Group Bathrooms 2nd Floor	\$ 350,000.00
District 9			\$ 715,000.00
	Neva King Cooper Education Center	A/C of GYM	\$ 500,000.00
	Pinecrest ES	Completion of Phase I Project and Safety to Life	\$ 115,000.00
	Richmond Heights MS	Middle School Redesign Innovation Space	\$ 100,000.00
Grand Total			\$ 6,625,258.00

GOB ACCELERATED PROGRESS DURING COVID 19



- 👤 Office of School Facilities
- ☎ 305-995-1607
- ✉ rperez6@dadeschools.net
- 🔗 construction.dadeschools.net

ACCELERATED PROJECTS



OCIP is accelerating construction work at 39 school sites

- Vacant facilities have allowed for increased construction
- Approximately 400 workers at these sites working daily
- Methods altered to increase efficacy;
 - Renovation of multiple restrooms simultaneously
 - Increased areas of construction at schools
 - Exterior site work
 - Drainage



BUSINESS OPPORTUNITIES



3 PROJECTS OUT TO BID:

Richmond Heights Middle School

Dr. Toni Bilbao Preparatory
Academy- Phase II

Coral Way K-8 Center

15 PROJECTS PREPARING TO BID

13 PROJECTS PENDING AWARD

CONSTRUCTION VALUE OF
\$70,856,608.00



<http://solicitations.dadeschools.net/defaultcb>

BUSINESS OPPORTUNITIES

Board Awards & Commissioning



Commissioning

School	Budget
Ernest R Graham K-8 <i>AE: Laura M. Perez & Associates</i>	\$5.1 Million
Glades MS <i>CM: Lego Construction AE: M.C. Harry & Associates</i>	\$4.8 Million
Riviera MS <i>AE: M.C. Harry & Associates</i>	\$4.4 million
Miami Springs SHS <i>AE: Wolfberg Alvarez & Partners</i>	\$4.9 million

Construction Award

School	Budget
New Elementary School (K-5)	\$12.7 million
Nathan B. Young ES	\$2.8 Million
Georgia Jones-Ayers MS	\$3 Million

**Payments to Vendors from
3/16/2020 to 5/31/2020
total \$25,861,554.01**

PINECREST ELEMENTARY SCHOOL



Multiple Buildings Renovated Simultaneously

PALMETTO SENIOR HIGH SCHOOL



Complete Auditorium Renovation

DORAL GRAND BAY K-8



Scheduled to open August 2020

OFFICE OF ECONOMIC OPPORTUNITY



Jennifer D. Andreu

Jandreu@dadeschools.net

Assistant Superintendent, Equity & Diversity

M-DCPS Office of Economic Opportunity

Oeo.dadeschools.net

305-995-1307

INFOGRAPHIC: OEO'S IMPACT SINCE 2013



Office of **Economic Opportunity** *Impact Since 2013*



\$412.59M
GOB SPENDING WITH
SMALL/MICRO, M/WBE, AND
VETERAN FIRMS



94
GRADUATED FIRMS
IN OUR PROGRAMS



334
TOTAL NUMBER OF
OUTREACH EVENTS



915
SCHOOL SITE WORKFORCE
REVIEWS

DATA AS OF MARCH 31, 2020

GOB PRIME EXPENDITURE SUMMARY



GOB Expenditures Breakdown by Certification Programs March 31, 2020

Certified Expenditures Summary by Program

M/WBE Expenditures	\$403,562,390.31
MBE/SBE Expenditures	\$8,920,309.20
VBE Expenditures	\$102,559.95

Certified Expenditures Summary by M/WBE Designation

African American Expenditures	\$43,765,259.59	10.84%
Asian American Expenditures	\$4,268,343.96	1.06%
Hispanic American Expenditures	\$341,841,727.79	84.71%
Woman Expenditures	\$13,687,058.97	3.39%

Total Certified Firms Expenditures	\$412,585,259.46
---	-------------------------

NOTE: Out of more than \$789.87M spent through March 31, 2020, 52.23% of all dollars were expended on local certified Small/Micro, Minority/Women and Veteran Businesses!

CERTIFICATION BY DESIGNATION AND INDUSTRY



TOTAL CERTIFICATIONS				TYPE OF COMPANY			
<i>FY 11-12 Benchmark</i>	<i>May 2020</i>	<i>June 2020</i>	BREAKDOWN OF CERTIFICATIONS	Construction	Goods & Services	Professional Services Non A/E	Professional Services A/E
40	131	133	African-American Female	17	102	13	1
128	207	211	African-American Male	78	99	14	20
0	7	7	Asian-American Female	0	5	0	2
0	21	21	Asian-American Male	1	7	0	13
78	192	195	Hispanic-American Female	64	94	12	25
207	387	389	Hispanic-American Male	174	130	16	69
0	1	1	Native-American Female	1	0	0	0
0	1	1	Native-American Male	1	0	0	0
104	79	81	Non-Minority Female	26	39	6	10
0	46	46	Non-Minority Male	13	20	6	7
0	11	11	Veteran Female	3	8	0	0
0	46	47	Veteran Male	10	28	5	4
557	1129	1143	TOTAL	388	532	72	151

As of June 1, 2020

CONTRACTOR PRE-QUALIFICATION DASHBOARD



PREQUALIFIED FIRMS BY DISCIPLINE*	TOTAL
Air Conditioning Contractor	1
Alarm Systems Contractor I	5
Alarm Systems Contractor I (CCTV)	1
Alarm Systems Contractor II	2
Alarm Systems Contractor II - Intercom Systems	1
Asbestos Contractor	4
Building Contractor	7
Class A Air Conditioning Contractor	10
Electrical Contractor	15
Electrical Contractor - Intercom PA Systems	1
Fire Extinguishing & Extinguisher Systems Contractor	1
Fire Protection Contractor II	2
Fire Sprinkler Contractor II	1
General Contractor	94
General Contractor - Demolition	1
General Contractor -Energy Conservation	1
Glass & Glazing Contractor	1
Gypsum Drywall - Specialty Contractor	1
Irrigation Specialty Contractor	1
Mechanical Contractor	19
Mold Contractor	1
Plumbing Contractor	4
Pollutant Storage Systems Contractor	1
Roofing Contractor	15
Specialty Contractor	1
Specialty Electrical Contractor	1
Underground Utility & Excavation	2
Grand Total	194

*NOTE: Firms may have more than one discipline

180	TOTAL PREQUALIFIED FIRMS* *As of May 18, 2020
99	PREQUALIFIED M/WBE FIRMS
3	PREQUALIFIED VBE FIRMS
36	PREQUALIFIED MBE FIRMS
45	PREQUALIFIED SBE FIRMS
81	NON-CERTIFIED FIRMS

*NOTE: Certified firms may hold more than one designation (i.e. M/WBE, VBE and SBE or MBE)

COMPLIANCE UPDATE



The OEO has reviewed:

- **108 School Board agenda items during fiscal year 2019-2020**
- **Reviews Include:**
 - Assessment of compliance on established SBE/MBE/MWBE/VBE goals
 - Confirming and verifying signed Letters of Intent on contract dollars awarded to SBE, MBE, MWBE, and VBE Sub-contractors
 - Confirming and verifying signed Memorandums of Understanding on contract dollars awarded to SBE, MBE, MWBE, and VBE Sub-consultants
 - Confirming and verifying SBE, MBE, MWBE, and VBE certification designations.

ON-SITE WORKFORCE REVIEWS UPDATE

CURRENT FISCAL YEAR 2019-2020

(334 REVIEWS WERE CONDUCTED)



During On-site Workforce Reviews, OEO:

- **Conduct** - Prime and Sub-contractor worker interviews
- **Inspect** - Vendor badges for compliance with Jessica Lunsford Act
- **Verify** - Sub-contractors and Sub-consultants reporting in the M-DCPS Online Diversity Compliance System
- **Document** - Local workforce on the project through daily logs, interviews, and pictures
- **Complete** - On-site workforce reports for each project site visited

RECENT OUTREACH EFFORTS & EVENTS



City of Miami & Amazon Business - Small Business Selling on Amazon Business

Tuesday, May 19, 2020

9:00 am – 10:00 am

Virtual Meeting – Zoom

M-DCPS Contractor Virtual Meet Up

Thursday, May 21, 2020

9:00 am – 10:00 am

Virtual Meeting – Zoom

Miami-Dade NAACP Collaborative Meeting

Thursday, May 21, 2020

10:00 am – 11:00 am

Virtual Meeting – Zoom

Miami-Dade Chamber of Commerce & Small Business Administration – COVID-19 Business Assistance

Tuesday, May 26, 2020

4:00 pm – 5:00 pm

Virtual Meeting – Zoom

RECENT OUTREACH EFFORTS & EVENTS



City of Miramar Virtual Outreach Meeting – Procurement Contracting Opportunities Post Covid-19

Tuesday, May 26, 2020

1:00 pm – 3:00 pm

Virtual Meeting – Zoom

M-DCPS Food & Nutrition Vendor Matchmaking Event

Thursday, May 28, 2020

10:00 am

Virtual Meeting – Zoom

Miami-Dade Chamber of Commerce – Member Meet Up

Friday, May 29, 2020

4:00 pm – 5:00 pm

Virtual Meeting – Zoom

RECENT OUTREACH EFFORTS & EVENTS



South Florida Anchor Alliance Meeting

Friday, May 29, 2020

11:30 am – 12:30 pm

Virtual Meeting

OEO Technical Tuesday with Small Business Administration

Tuesday, June 2, 2020

10:00 am – 12:00 pm

Virtual Meeting – Microsoft Teams

UPCOMING OUTREACH EFFORTS & EVENTS



Miami-Dade NAACP Collaborative Meeting

Thursday, June 18, 2020

10:00 am – 12:00 pm

Virtual Meeting – Zoom

South Florida Anchor Alliance Meeting – Supplier Diversity Working Group

Monday, June 22, 2020

11:00 am – 12:00 pm

Virtual Meeting

OEO Technical Tuesdays*

***Every Tuesday from 10:00 am – 2:00 pm**

Virtual Assistance

INFOGRAPHIC: MISSION, INITIATIVES & OUTCOMES OEO



OFFICE OF ECONOMIC OPPORTUNITY

Providing contracting opportunities for local businesses

Who We Are

The Office of Economic Opportunity (OEO) promotes the economic inclusion and growth of Small/Micro, Minority/Women, and Veteran Business Enterprises. We accomplish economic development and growth through certification, community outreach programs, contractor prequalification, and monitoring compliance activities. In addition, the OEO continues an ongoing collaboration with other public and private stakeholders to promote a more vibrant and inclusive local marketplace that maximizes future economic opportunities. We strive to ensure that local S/MBE's, M/WBE's, and VBE's have the best opportunity to do business with Miami-Dade County Public Schools and have an equal opportunity in all phases of the contracting process. The OEO currently operates under School Board Policy 6320.02 and the OEO Administrative Procedures Manual.

CERTIFICATION | CONTRACTOR PREQUALIFICATION | COMPLIANCE
COMMUNITY OUTREACH | TECHNICAL ASSISTANCE

OEO HIGHLIGHTS

SCHOOLS



472
MIAMI-DADE
COUNTY PUBLIC
SCHOOLS

NATION'S 4TH
LARGEST SCHOOL
DISTRICT

SPEND



\$412.59M
EXPENDITURES

GOB SPENDING
WITH CERTIFIED
FIRMS

GRADUATION



94
BUSINESSES

GRADUATED
FIRMS IN OUR
PROGRAMS

CONNECT



@MDCPSOEO



o eo.dadeschools.net

ENGAGE HOW YOU CAN GET INVOLVED WITH US


Technical Tuesdays

Social Media & Twitter Chats

South Florida Business
Directory & Resource Guide

Small Business Outreach Events

BUY LEARN WHAT WE DO



Goods & Services

Equipment • Furniture • Janitorial • Security •
Information Technology • Transportation • Food •
Hauling of Goods

Construction

Construction Services • Job Order Contracts •
Construction Specialty Trades

Professional Services (A/E)

Architecture • Professional Engineering •
Landscape Architecture • Surveying •
Mapping

Professional Services (Non-A/E)

Asbestos Consultants • Program Management •
Geotechnical • Construction Materials Testing •
Environmental Services

CERTIFICATIONS

SBE/MBE

985

Small Business Enterprise &
Micro Business Enterprise
Program

M/WBE

1031

Minority/Women Business
Enterprise Program

VBE

57

Veteran Business Enterprise
Program

INTERLOCAL AGREEMENTS

SMALL/MICRO

U.S. Small Business
Administration

Miami-Dade County
Miami Dade College

M/WBE

Florida Office of Supplier
Diversity

VBE

Florida Office of Supplier
Diversity

Data as of March 31, 2020

INFOGRAPHIC: INCREASING THE NUMBER OF FIRMS IN TARGETED INDUSTRIES



Calling All Local Business Owners

LET US PREPARE YOU FOR FUTURE OPPORTUNITIES

OFFICE OF ECONOMIC OPPORTUNITY

Impact Since 2013



\$412.59M
GENERAL OBLIGATION BOND (GOB)
TOTAL SPENDING WITH
SMALL/MICRO, MINORITY/WOMEN,
AND VETERAN FIRMS



94
GRADUATED FIRMS IN OUR
PROGRAMS



334
TOTAL NUMBER OF OUTREACH
EVENTS



915
SCHOOL SITE WORKFORCE
REVIEWS

**FOR MORE INFORMATION ON
BECOMING A VENDOR, GETTING
CERTIFIED AS A SMALL/MICRO,
MINORITY/ WOMEN, AND VETERAN
BUSINESS ENTERPRISE, OR BECOMING
PREQUALIFIED TO DO PRIME
CONSTRUCTION GOB WORK, CONTACT
US TODAY!**

Website:
oeo.dadeschools.net

Email:
oeo@dadeschools.net

Phone:
(305) 995 - 1307

Address:
1450 NE 2nd Avenue
Suite 428
Miami, FL 33132

Stay Connected:
@MDCPSOEO



CONSTRUCTION & A/E PROFESSIONAL SERVICES NIGP CODES NEEDED: SUPPORTING OUR GOB PROGRAM

- 91240 – Demolition Services
- 91438 – Electrical
- 91244 – Excavation Services
- 91276 – Striping Streets, Parking Facilities, Lane Div
- 91200 – Construction Services
- 91430 – Concrete
- 91457 – Metal Work
- 77000 – Roofing Materials & Supplies
- 91051 – Masonry, Concrete & Stucco Maintenance
- 90932 – Doors & Windows
- 90900 – Building Construction Services
- 93153 – Lighting Fixtures Maintenance & Repair
- 91450 – Heating, Ventilating & Air Conditioning
- 90600 – Architectural Services, Professional
- 92500 – Engineering, Professional

GOODS & SERVICES NIGP CODES NEEDED:

- 95294 – Transportation Services
- 91059 – Pest Control Services
- 91013 – Elevator Installation, Maintenance, Repair
& Inspection Services
- 91869 – Insurance Consultants
- 37500 – Foods: Bakery
- 38000 – Foods: Dairy
- 38500 – Foods: Frozen
- 39000 – Foods: Perishable
- 94600 – Financial Services
- 95300 – Insurance and Insurance Services
- 42500 – Furniture: Office
- 96149 – Legal Services, Attorneys
- 34000 – Fire Protection Equipment and Supplies
- 20400 – Computer Hardware
- 98800 – Roadside, Grounds, Recreational, and Park
Area Services (Landscaping)



UPCOMING MEETING:
Next Regular Meeting
September 15, 2020