

21ST CENTURY SCHOOLS BOND ADVISORY COMMITTEE



OCTOBER 27, 2020

OFFICE OF SCHOOL FACILITIES GOB UPDATE



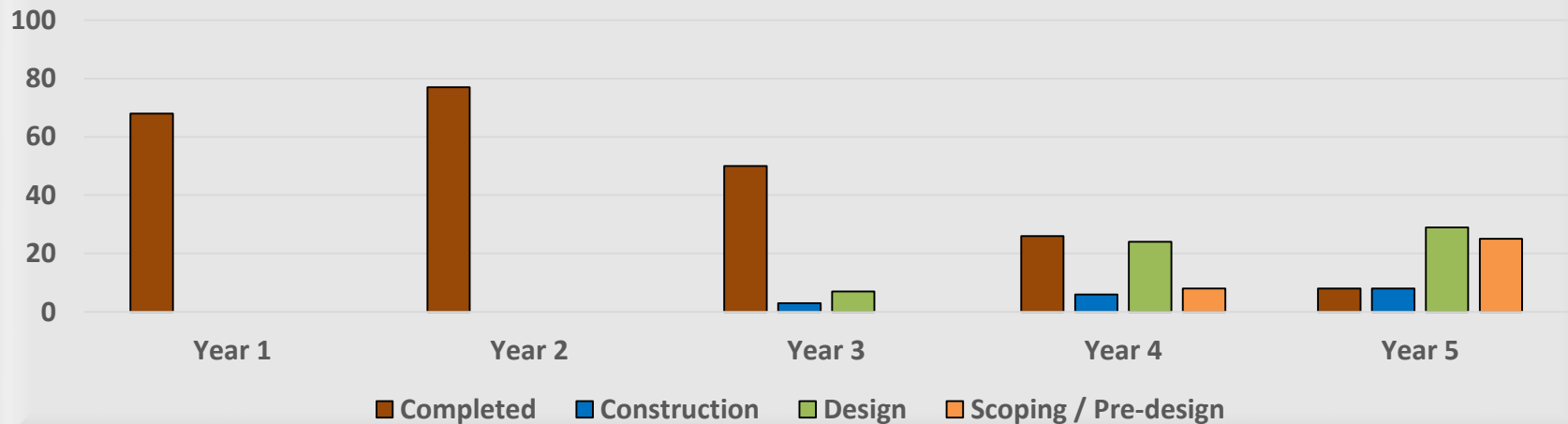
GOB PROJECT UPDATE

PROJECT STATUS AS OF JUNE 30, 2020



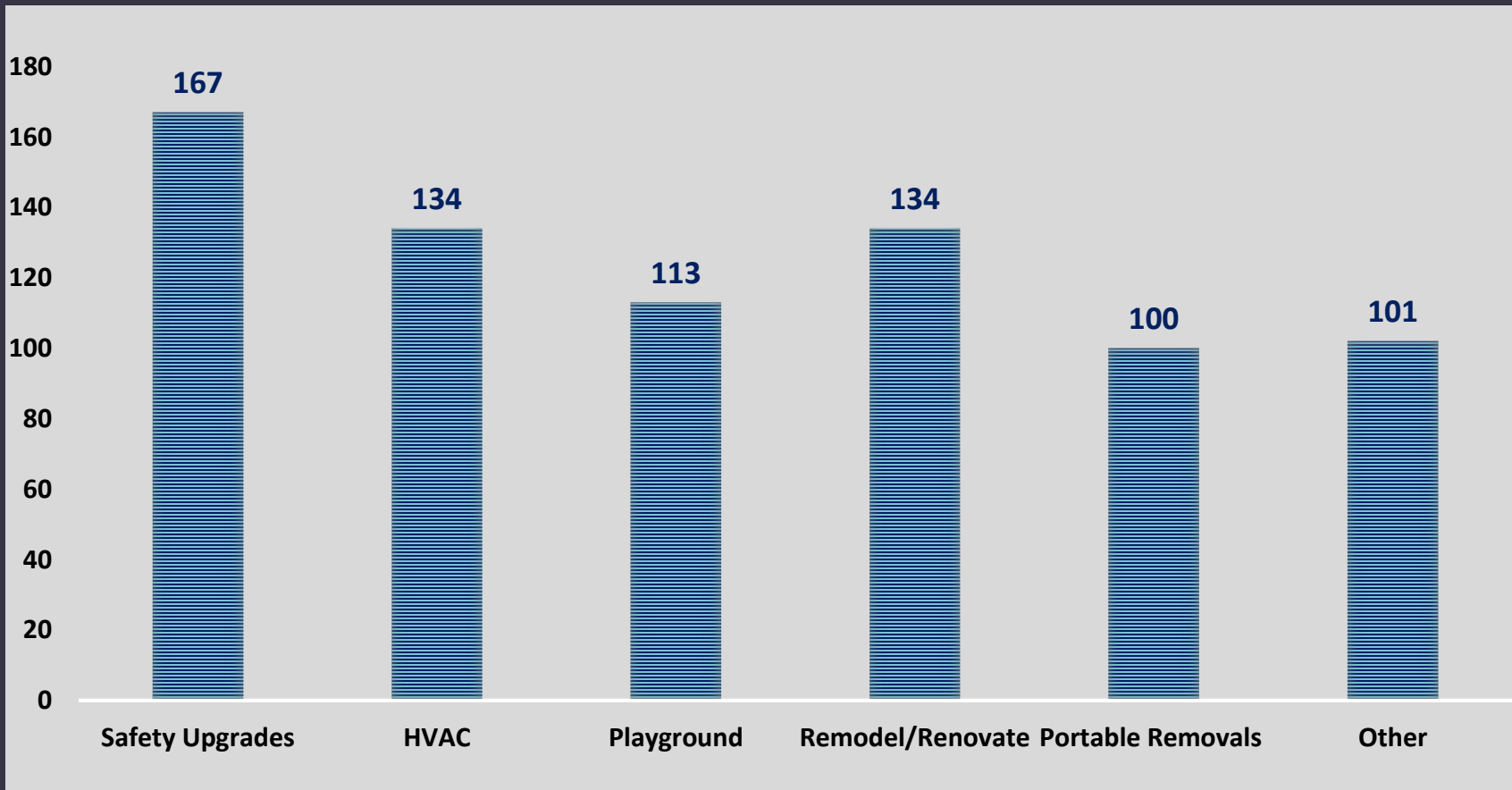
	YEAR 1	YEAR 2	YEAR 3	YEAR 4	YEAR 5
COMPLETED	68	77	50	26	9
CONSTRUCTION			4	6	9
DESIGN			6	24	27
SCOPING / PRE-DESIGN				8	25

Main GOB Projects – Status



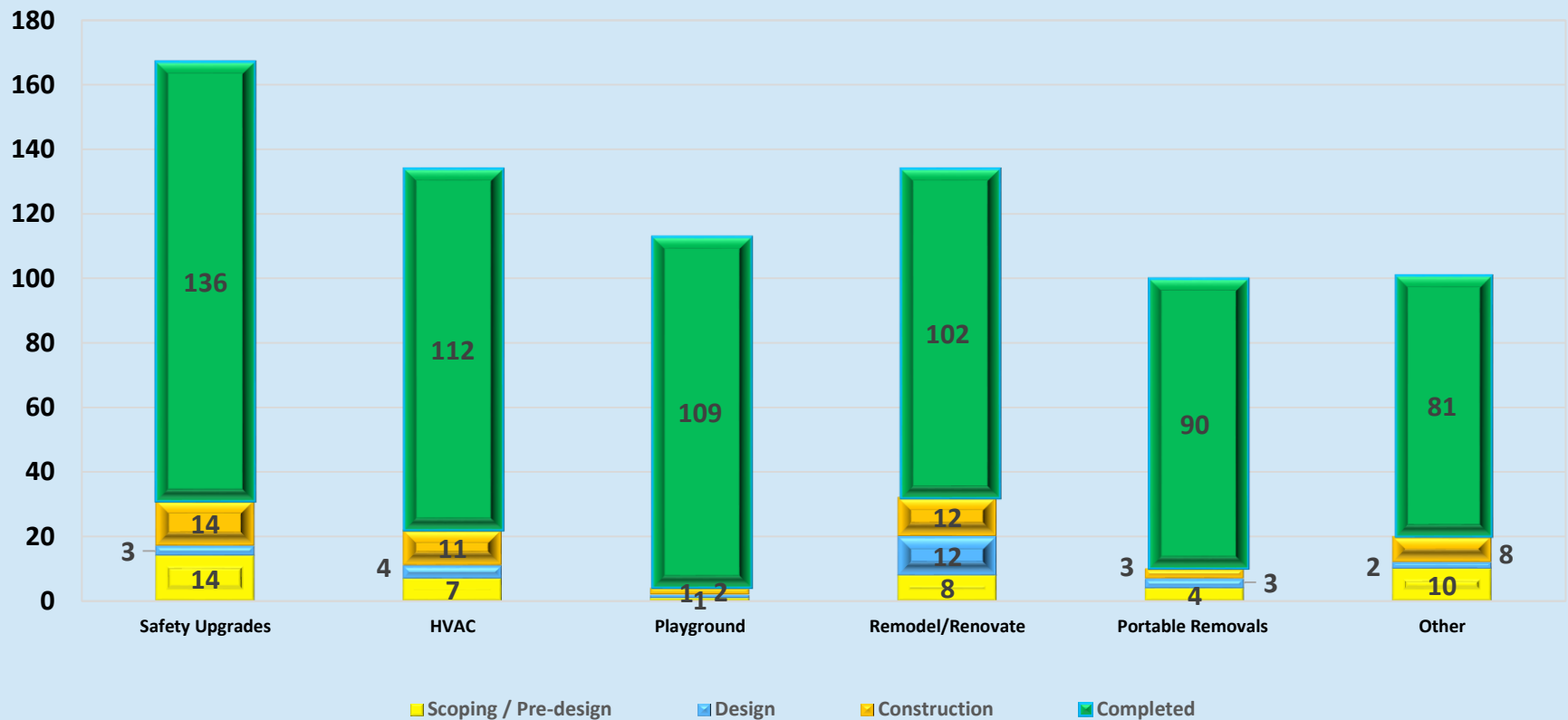
GOB PROJECT UPDATE

ACCELERATED/RESIDUAL SCOPE PROJECTS BY CATEGORY
AS OF JUNE 30, 2020



GOB PROJECT UPDATE

ACCELERATED/RESIDUAL SCOPE PROJECTS BY STATUS
AS OF JUNE 30, 2020

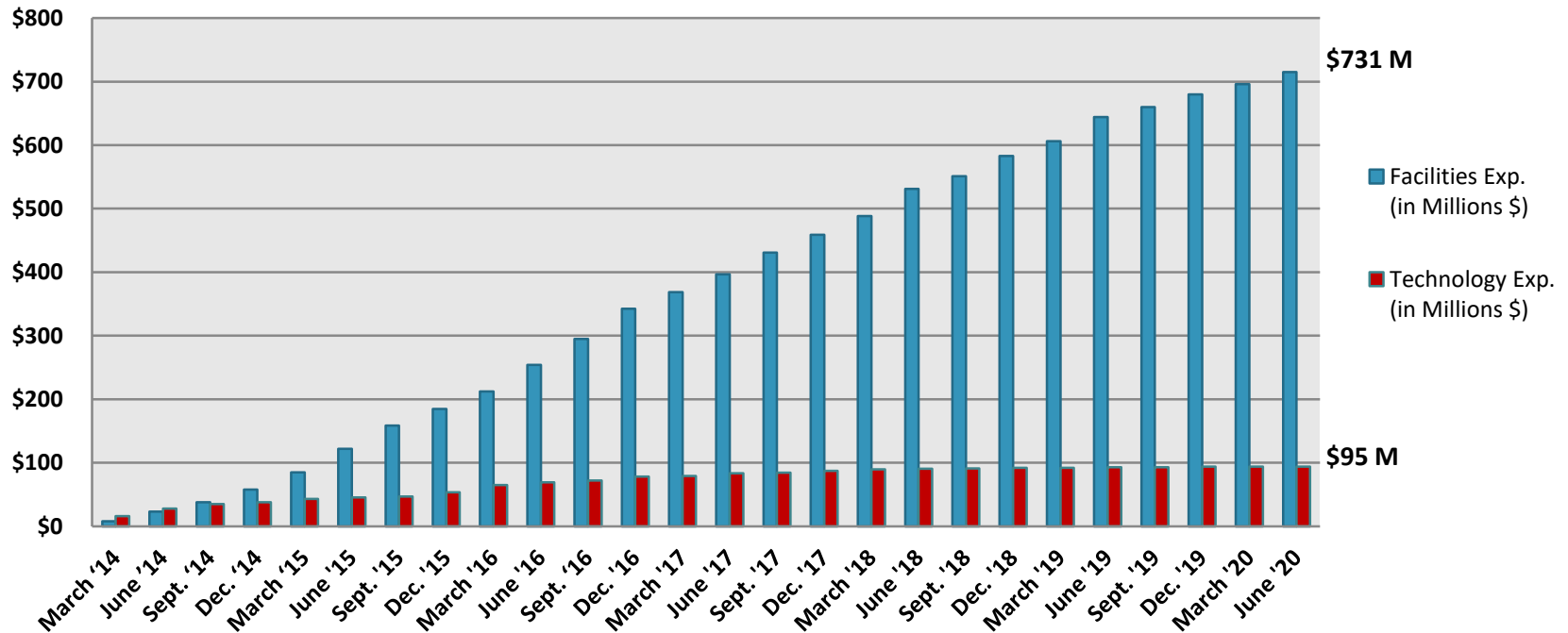


GOB EXPENDITURES



Transaction Category	March '14	June '14	Sept. '14	Dec. '14	March '15	June '15	Sept. '15	Dec. '15	March '16	June '16	Sept. '16	Dec. '16	March '17	June '17	Sept. '17	Dec. '17	March '18	June '18	Sept. '18	Dec. '18	March '19	June '19	Sept. '19	Dec. '19	March '20	June '20
Facilities Exp. (in Millions \$)	\$8	\$23	\$38	\$58	\$85	\$122	\$158	\$185	\$212	\$254	\$295	\$343	\$369	\$397	\$431	\$459	\$488	\$531	\$551	\$583	\$606	\$644	\$660	\$680	\$696	\$731
Technology Exp. (in Millions \$)	\$16	\$28	\$35	\$38	\$43	\$45	\$47	\$54	\$65	\$69	\$72	\$78	\$79	\$83	\$85	\$87	\$90	\$90	\$91	\$92	\$92	\$93	\$93	\$94	\$94	\$95

Expenditures through 6/30/2020

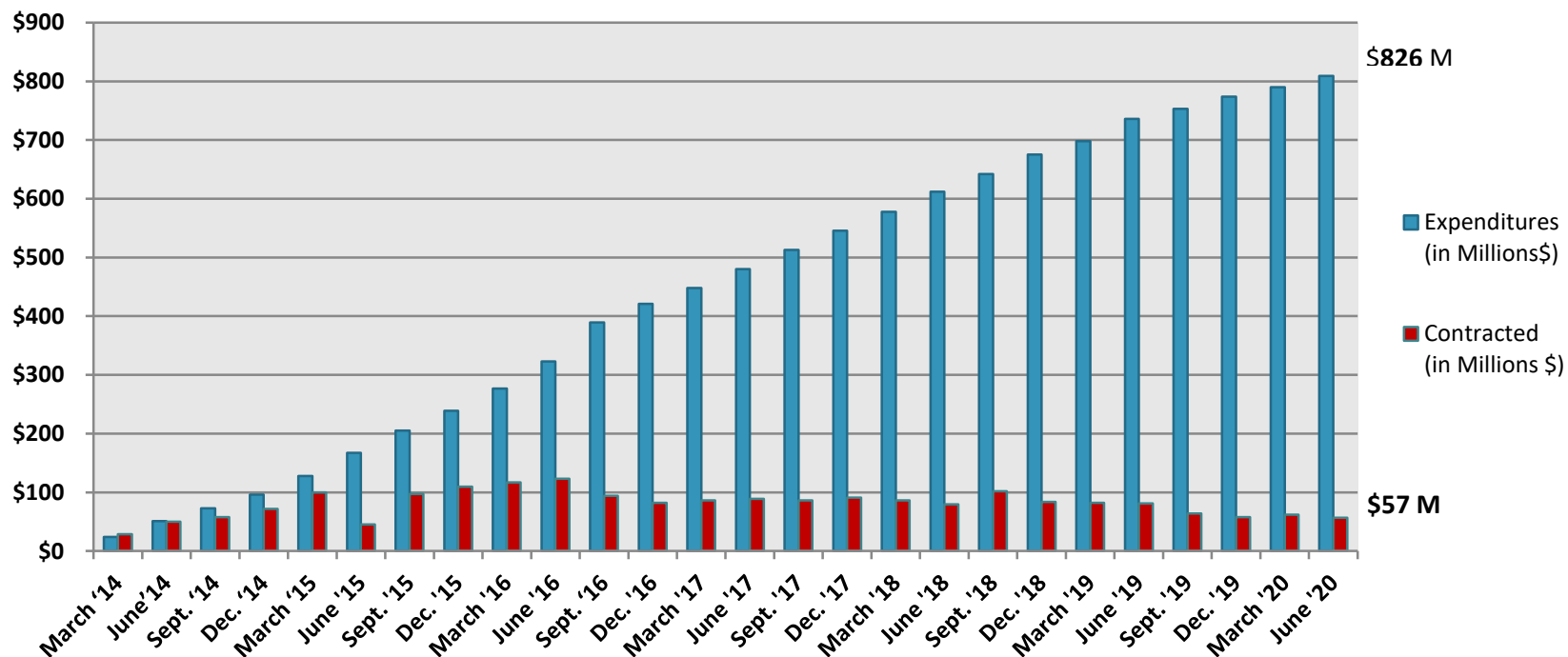


GOB EXPENDITURES & CONTRACTED



Transaction Category	March '14	June '14	Sept. '14	Dec. '14	March '15	June '15	Sept. '15	Dec. '15	March '16	June '16	Sept. '16	Dec. '16	March '17	June '17	Sept. '17	Dec. '17	March '18	June '18	Sept. '18	Dec. '18	March '19	June '19	Sept. '19	Dec. '19	March '20	June '20
Expenditures (in Millions\$)	\$24	\$51	\$73	\$96	\$128	\$167	\$205	\$239	\$277	\$323	\$390	\$421	\$448	\$480	\$513	\$546	\$578	\$612	\$642	\$675	\$698	\$736	\$753	\$774	\$790	\$826
Contracted (in Millions \$)	\$29	\$50	\$58	\$72	\$100	\$46	\$97	\$110	\$117	\$123	\$94	\$82	\$86	\$89	\$86	\$91	\$86	\$80	\$102	\$84	\$82	\$81	\$64	\$58	\$62	\$57

Expenditures and Contracted Amounts through 6/30/2020

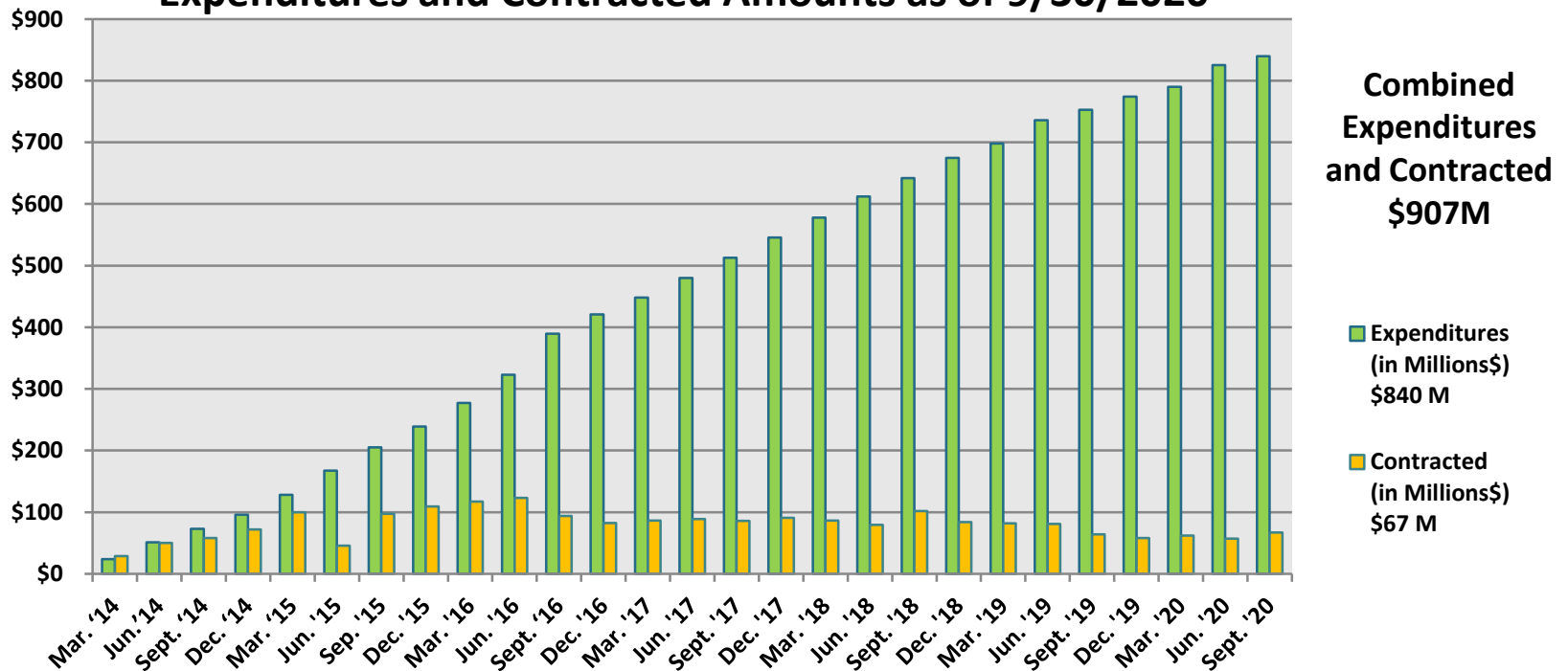


GOB EXPENDITURES & CONTRACTED SUMMARY



Transaction Category	March '14	June '14	Sept. '14	Dec. '14	March '15	June '15	Sept. '15	Dec. '15	March '16	June '16	Sept. '16	Dec. '16	March '17	June '17	Sept. '17	Dec. '17	March '18	June '18	Sept. '18	Dec. '18	March '19	June '19	Sept. '19	Dec. '19	March '20	June '20	Sept. '20
Expenditures (in Millions\$)	\$24	\$51	\$73	\$96	\$128	\$167	\$205	\$239	\$277	\$323	\$390	\$421	\$448	\$480	\$513	\$546	\$578	\$612	\$642	\$675	\$698	\$736	\$753	\$774	\$790	\$825.6	\$840
Contracted (in Millions \$)	\$29	\$50	\$58	\$72	\$100	\$46	\$97	\$110	\$117	\$123	\$94	\$82	\$86	\$89	\$86	\$91	\$86	\$80	\$102	\$84	\$82	\$81	\$64	\$58	\$62	\$57	\$67

Expenditures and Contracted Amounts as of 9/30/2020



QUARTERLY EXPENDITURES

BY COST CATEGORY THROUGH 6/30/2020



GOB Expenditures by Cost Category and Program Group through June 30, 2020

Cost Category Group Description	Facilities	Technology	Total Expenditures
Construction & Preconstruction Services	\$ 425,217,009.40	\$ 6,363,855.00	\$ 431,580,864.40
Direct Purchase of Construction Materials	\$ 110,171,050.73		\$ 110,171,050.73
Furniture Fixtures & Equipment	\$ 14,016,989.07	\$ 83,276,165.48	\$ 97,293,154.55
Architectural Engineering Services	\$ 47,160,391.43	\$ 24,182.62	\$ 47,184,574.05
Program Management Services	\$ 37,183,877.09	\$ 220,756.61	\$ 37,404,633.70
Maintenance Managed Projects	\$ 32,386,385.02	\$ 1,547,775.48	\$ 33,934,160.50
Abatement/Overhead	\$ 32,615,041.97	\$ 733,846.00	\$ 33,348,887.97
Building Code Compliance Services	\$ 9,437,504.23	\$ 11,009.00	\$ 9,448,513.23
Builders Risk Insurance	\$ 5,548,421.33	\$ 9,000.00	\$ 5,557,421.33
P/A Systems Services	\$ 5,556,976.09		\$ 5,556,976.09
GOB Financial Services	\$ 4,593,406.93		\$ 4,593,406.93
Environmental Services	\$ 2,996,603.71		\$ 2,996,603.71
Software	\$ 9,415.00	\$ 2,402,699.24	\$ 2,412,114.24
Custodial Reimbursement	\$ 1,231,584.02	\$ 20,576.12	\$ 1,252,160.14
Printing Services	\$ 865,610.20	\$ 452.02	\$ 866,062.22
Roofing	\$ 465,584.72		\$ 465,584.72
Advertising	\$ 368,371.72		\$ 368,371.72
Miscellaneous (e.g., Fire Watch, Rekeying, Security Services, Signs)	\$ 318,485.69		\$ 318,485.69
Photography Services	\$ 217,550.18	\$ 168.00	\$ 217,718.18
GOB Audit	\$ 188,500.00		\$ 188,500.00
Legal Services	\$ 106,217.56		\$ 106,217.56
Utility Services	\$ 64,912.23		\$ 64,912.23
Reimbursement	\$ 58,675.99		\$ 58,675.99
Government Requirement	\$ 49,080.37		\$ 49,080.37
Test and Balance	\$ 35,949.90		\$ 35,949.90
Estimating Services	\$ 30,758.00		\$ 30,758.00
Scheduling	\$ 30,606.14		\$ 30,606.14
Print Media	\$ 25,958.13		\$ 25,958.13
Survey Services	\$ 22,977.09		\$ 22,977.09
Rental/Lease of Modular Units	\$ 19,611.24		\$ 19,611.24
Total Expenditures	\$ 730,993,505.18	\$ 94,610,485.57	\$ 825,603,990.75

QUARTERLY EXPENDITURES

BY VENDOR (EXCERPT – THROUGH 06/30/2020)



GOB Expenditures by Vendor through June 30, 2020

Vendor	Total Expenditures
A & B HARDWARE/LUMBER INC	\$ 937.84
A 1 DURAN ROOFING INC	\$ 273,325.79
A 50 STAR FLAGS SIGNS	\$ 6,116.00
A AFFORDABLE CARPET	\$ 92,561.73
A AND B PIPE & SUPPLY CO	\$ 35,135.30
A&B UTILITIES SUPPLY INC	\$ 69,644.71
A. FALERO TRUCKING, INC.	\$ 135,177.31
AAA AUTOMATED DOOR REPAIR INC	\$ 8,581.74
AAA FLAG & BANIER MFG CO	\$ 9,070.74
AARON INDUSTRIAL SAFETY INC	\$ 4,012.60
ABC IMAGING INC	\$ 11,545.60
ABC SUPPLY CO INC	\$ 382,428.58
ABI & COMPANY, INC.	\$ 207.00
ABOVE INTERIOR DISTRIBUTORS INC	\$ 156,360.72
AC1 SUPPLY, INC.	\$ 50,952.38
ACAI ASSOCIATES INC	\$ 408,660.39
ACCESS BUILDERS, INC.	\$ 44,150.00
ACCO BRANDS USA LLC	\$ 6,053.96
ACCUIR INC	\$ 10,994,218.29
ACCURATE DESIGN	\$ 83,500.00
ACE EDUCATIONAL SUPPLIES INC	\$ 3,975.37
ACE Flooring Systems, Inc.	\$ 8,249.45
ACE PUMP & SUPPLY	\$ 3,700.74
ACE SEWING & VACUUM CENTER	\$ 1,055.92
ACOUSTI ENGINEERING CO OF FL	\$ 276,075.68
ACTION SOD & LANDSCAPE CENTER INC	\$ 50,334.00
ACTION SUPPLY CO.	\$ 479,475.86
ADONEL CONCRETE & FNG OF SO F	\$ 1,247,423.60
ADONEL CONCRETE PUMPING AND	\$ 61,044.63
ADVANCE SECURITY GROUP ENTERPRISE	\$ 402,883.19
ADVANCED FIRE & SECURITY INC	\$ 6,508.84
ADVANCED RECREATION CONCEPTS	\$ 230,008.64
AFP INDUSTRIES INC	\$ 4,480.51
AGI INTERNATIONAL INC	\$ 2,940.00
AIR CONTRACTING &	\$ 158,894.00
AIRQUEST ENVIRONMENTAL, INC.	\$ 301,459.76
ALDORA ALUMINUM & GLASS	\$ 58,308.96
ALL AMERICAN PRECAST	\$ 77,871.00
ALL COUNTY MUSIC INC	\$ 568,483.44
ALL DADE LAWN MOWERS	\$ 1,295.88
ALL GREEN NURSERY	\$ 370,848.65
ALL POINTS DESIGN CORP	\$ 111,218.00
ALL RACK & SHELVING INC	\$ 14,710.97
ALL SOUTH LIGHTNING PROTECTION	\$ 12,128.81

Source: SAP

1 of 18

GOB Expenditures by Vendor through June 30, 2020

Vendor	Total Expenditures
UNION METAL CORPORATION	\$ 32,045.00
UNIQUE CONSTRUCTION, INC.	\$ 143,087.63
UNITTECH BUILDERS CORP	\$ 11,910,608.92
UNITED ARCHITECTS INC	\$ 93,556.35
UNITED DATA TECHNOLOGIES	\$ 49,007,762.30
UNITED REFRIGERATION INC - #61	\$ 5,561.88
UNITED RENTALS	\$ 3,930.00
URS CORPORATION SOUTHERN	\$ 232,316.48
US DENTAL DEPOT INC	\$ 4,689.18
US IMPACT SYSTEMS, INC.	\$ 182,657.79
USA Sheet Metal Inc	\$ 16,700.00
V & P CARPET SUPPLIES INC	\$ 5,399.25
VALLEY JOIST	\$ 83,959.20
VEITIA PADRON INC	\$ 33,275,326.22
VENTURE LOGISTICS	\$ 359,845.23
VERSA PRODUCTS INC	\$ 1,878.00
VIRCO MFG CORP	\$ 702,098.42
VULCRAFT DIVISION OF NUCOR COR	\$ 127,725.00
WALKER DESIGN & CONSTRUCT	\$ 11,935.00
WARDS NATURAL SCIENCE EST LLC	\$ 9,226.35
WAUSAU TILE INC	\$ 164,875.25
WDR TECHNOLOGY	\$ 48,898.39
WEATHERTROL MAINTENANCE CORP.	\$ 106,863.96
WENGER CORPORATION	\$ 274,771.69
WEST MUSIC COMPANY	\$ 25,067.25
WHITE ROCK QUARRIES	\$ 244,032.21
WHITLOCK	\$ 1,082,974.27
WINDSTREAM COMMUNICATIONS INC	\$ 466,671.14
WITHERS/SUDDATH RELOCATION SYSTEMS	\$ 126,787.50
WOLFBURG/ALVAREZ & PARTNERS	\$ 3,061,000.44
WORLD ELECTRIC SUPPLY INC	\$ 1,346,023.21
WORTHINGTON DIRECT	\$ 1,841.11
WSP USA, INC.	\$ 11,762,905.59
XEROX AUDIO VISUAL SOLUTIONS	\$ 607,009.80
XGRASS INC	\$ 43,336.74
XPRT ELEVATOR SERVICES INC	\$ 219,690.80
YKK AP AMERICA INC	\$ 168,017.00
ZIPP SPORTING GOODS	\$ 2,018.60
ZYSCOVICH INC	\$ 3,934,821.87
Total Expenditures	\$ 825,603,990.75

Source: SAP

18 of 18

QUARTERLY EXPENDITURES

BY DISTRICT/SCHOOL/PROJECT #/ COST CATEGORY THROUGH 06/30/2020




GOB Expenditures by Location / Project & Cost Category through June 30, 2020 - District 3

Location / Project Number / Cost Category	Total Expenditures
Program Management Services	\$ 3,364.48
01439402	\$ 695.00
Abatement/Overhead	\$ 56.00
P/A Systems Services	\$ 639.00
01519600	\$ 336,106.91
Abatement/Overhead	\$ 18,991.21
Architectural Engineering Services	\$ 44,494.50
Construction & Preconstruction Services	\$ 272,621.20
01612400	\$ 26,845.62
Construction & Preconstruction Services	\$ 2,353.77
Furniture Fixtures & Equipment	\$ 2,191.20
0321	\$ 2,187,619.82
BISCAYNE BEACH ELEMENTARY	
01301400	\$ 2,175,577.44
Abatement/Overhead	\$ 94,440.17
Architectural Engineering Services	\$ 115,601.27
Building Code Compliance Services	\$ 43,626.01
Construction & Preconstruction Services	\$ 1,165,866.83
Custodial Reimbursement	\$ 3,442.07
Direct Purchase of Construction Materials	\$ 560,224.00
Environmental Services	\$ 5,540.64
Maintenance Managed Projects	\$ 630.00
Photography Services	\$ 209.18
Printing Services	\$ 2,170.57
Program Management Services	\$ 108,351.53
Builders Risk Insurance	\$ 17,555.17
01301401	\$ 26,468.38
Abatement/Overhead	\$ 2,420.00
Maintenance Managed Projects	\$ 24,043.62
Builders Risk Insurance	\$ 4.76
01301402	\$ 25,850.82
Abatement/Overhead	\$ 3,140.00
Maintenance Managed Projects	\$ 22,710.82
01312000	\$ 66,164.56
Abatement/Overhead	\$ 3,758.17
Building Code Compliance Services	\$ 181.50
Maintenance Managed Projects	\$ 62,224.89
01543400	\$ 6,300.00
Architectural Engineering Services	\$ 2,995.49
Custodial Reimbursement	\$ 3,304.51
01612400	\$ 14,802.62
Construction & Preconstruction Services	\$ 2,365.47
Furniture Fixtures & Equipment	\$ 12,437.15

SOURCE: SAP
(FULL REPORTS POSTED ON GOB WEBSITE)

INTERNAL AUDIT UPDATE



INTERNAL AUDIT REPORT UPDATE

STATUS OF IMPLEMENTATION



OBJECTIVE 1 – AUDIT OPINION (previously satisfied)

The schedule of expenditures...“presents fairly, in all material respects, District GOB expenditures for the fiscal year ended June 30, 2019, in conformity with accounting principles generally accepted in the United States, including proper cost category and project/location classifications.”

INTERNAL AUDIT REPORT UPDATE

STATUS OF IMPLEMENTATION



OBJECTIVE 2

Follow up on finding/observations and recommendations from the May 2019 external audit of the midpoint of the GOB funded School Improvement Program and provide a status of agreed-upon corrective actions/implementation of recommendations.

FINDINGS

The following table updates the current status of the implementation of the remaining three agreed-upon recommendations/corrective actions. The remaining three have been fully implemented as of June 30, 2020.

INTERNAL AUDIT REPORT UPDATE

STATUS OF IMPLEMENTATION



INTERNAL AUDIT REPORT UPDATE - STATUS OF IMPLEMENTATION

Task	Description	Implementation	Date
3.6	Ensure updating of project data fields on District GOB Dashboard	Fully	March 2020
3.13	Updated Procedures and Standard Forms	Fully	June 2020
3.13	Clearly define roles of FF&E and FF&E logistics components	Fully	December 2019
3.9	Performance evaluation forms of WSP (P.M) Personnel	Fully	May 2020
3.13	Management of final release of liens by document control	Fully	December 2019
3.13	Organization of GOB Files	Fully	December 2019

HISTORIC PRESERVATION AWARDS



D. A. DORSEY TECHNICAL COLLEGE

Dade Heritage Trust award winning design for Historic Preservation



2014



2020



SOUTHSIDE ELEMENTARY SCHOOL (Now Southside Preparatory Academy)

Dade Heritage Trust award winning design for Historic Preservation



GOB Accelerated Progress during COVID 19 - **Update**



-
- 👤 Office of School Facilities
 - 📞 305-995-1607
 - ✉️ rperez6@dadeschools.net
 - 🔗 construction.dadeschools.net

PROJECTS COMPLETED



**Andrea Castillo Preparatory
Academy K-8 Addition**

**Shenandoah MS Building
Addition**

Glades MS Addition

Gulfstream MS Drop Off

**Palmetto MS Band Room
Renovation**

**South Miami MS
Renovations**

Redland MS Renovations

**Barbara Hawkins ES
Renovations**

**Lake Stevens ES
Renovations**

Pinecrest ES Renovations

**Lillie C. Evans K-8
Renovations**

**Palmetto SHS PH II
Renovations**

**North Miami ES
Renovations**

**Payments to
Vendors from
3/16/2020 to
10/21/2020:**

\$107,649,975

BUSINESS OPPORTUNITIES

Since March 2020



**8 Projects have been
Commissioned by the Board**

**- Total Investment:
\$114.3 MILLION**

**11 Projects have been Awarded
by the Board**

- Total Investment: \$92.7 MILLION

BUSINESS OPPORTUNITIES



**7 PROJECTS OUT
TO BID**

PROJECTS CURRENTLY OUT TO BID:

Palm Springs North ES (Hard Bid)

B. Gardens ES/ Thomas Jefferson MS (Hard Bid)

Dr. Edward L. Whigham Elementary School

Miami Arts Studio 6-12 at Zelda Glazer

Annex, SBAB & Parking Garage

Sylvania Heights Elementary School

Everglades K-8

**10 UPCOMING
PROJECTS OUT TO
BID**

**13 PROJECTS
IN FINAL STAGES
OF DESIGN**

<http://solicitations.dadeschools.net/defaultcb>

**TOTAL
CONSTRUCTION
VALUE OF ALL
PROJECTS
\$124,313,190**

BUSINESS OPPORTUNITIES



UPCOMING PROJECTS TO BID:

North Hialeah Elementary School

*New School Facility Grades 6-8 & Workforce Housing
(Brickell Area)*

Cutler Bay Middle School

Miami Beach S. Pointe Elementary School

Howard D. McMillan Middle School

Norland Middle School

Arvida Middle School

Miami MacArthur South Senior High School

Leisure City K-8 Center

Henry S. West Laboratory K-8

<http://solicitations.dadeschools.net/defaultcb>



Shenandoah Middle School

New Building Addition





Gulfstream Elementary School

Bus Drop-Off





Glades Middle School

New Building Addition





South Miami Middle School

Restrooms, HVAC & Administration
Area Renovations





Andrea Castillo Preparatory Academy

New K-8 Facility





Palmetto Senior High School- PH II


Bldg. 2 Media Center and Science Building Remodel



OFFICE OF SCHOOL FACILITIES SEVENTH ANNUAL REPORT



APPROVAL OF SEVENTH ANNUAL REPORT



SOUTHSIDE 6-8 GRADES



Seventh Annual Report

21ST CENTURY SCHOOLS BOND ADVISORY COMMITTEE
2020

21st Century Schools Bond Advisory Committee

2020

Historic Preservation Awards

Miami-Dade County Public Schools has over 30 schools that are designated as historically significant and when a GOB renovation project is planned, much emphasis is placed on the restoration and preservation of the original design. In June 2020, Dade Heritage Trust, acknowledged as the leading historic preservation organization in the county, selected two projects with their prestigious yearly awards for architectural preservation.

D.A. Dorsey Technical College and Southside Elementary School, (renamed Southside Preparatory Academy), are the recipients of the awards and will be formally recognized at their yearly awards ceremony.

D. A. Dorsey Technical College

Dana Albert Dorsey was the first child in his family not born into slavery. Born in Georgia and having only a fourth-grade education, he moved to the Miami area around 1896 and worked as a carpenter for Henry Flagler's East Coast Railroad. Dorsey donated the property at NW 17th Avenue and 71st Street to the School Board, on which Dorsey "colored" High School was built in 1936.

Over the years, the school was repurposed into a junior high school and in the 1960's almost all of the windows were blocked-up and residential type window AC units were installed. In the 1970's the school became an adult vocational program.

The GOB project developed a multi-phased \$5.9 million project to renovate the entire campus and restore the original 1936 building facing NW 17th Avenue. The scope of work for the restoration phase included structural repairs, termite and water intrusion repairs, reroofing, installation of impact windows in the original configuration, and extensive mechanical/electrical infrastructure replacement.

During construction much of the original wood framing was found to have deteriorated greatly due to water intrusion and additional repairs were approved. Restrooms were fully renovated and made code compliant. Great care was given to restoring the original design of the structure particularly with the reintroduction of operable windows providing natural daylighting.

Page 15

bondsforschools.dadeschools.net

The Seventh Annual Report is a high-level summary of GO Bond related activities undertaken during the period of July 1, 2019 through June 30, 2020 and has been electronically disseminated prior to October 27, 2020.

APPROVAL OF SEVENTH ANNUAL REPORT



Main Sections:

- Committee governance and membership
- Executive Summary describing level of effort for projects in years 1 through 5, as well as accelerated scope
- S/MBE related activities specific to S/MBE and M/WBE project participation, efforts to pre-qualify contractors, and outreach and mentoring
- A general GO Bond program update highlighting accomplishments, lessons learned and audit update
- Historic Preservation Awards
- An overview of best practices employed to streamline project delivery and achieve cost efficiencies
- Financial activity, specifically expenditures and contracted amounts through June 30, 2020 and detail at the more micro level, including location, project and type of expenditure
- A project status summary for 1088 projects, which include main projects and accelerated/residual scope
- Committee meeting information for the reporting period, outreach events and press releases

APPROVAL OF SEVENTH ANNUAL REPORT



District provided link to the “Draft” Seventh Annual Report to Committee members on October 27, 2020.

Members are requested to provide any desired comments for incorporation into the Final Report;

It is recommended that the Seventh Annual Report be approved by the Committee for ultimate transmittal to the Board in “final” form once the Committee Chair’s letter is inserted in the document.

RECOMMENDED ACTION: APPROVE THE “DRAFT” SEVENTH ANNUAL REPORT TO THE SCHOOL BOARD

OFFICE OF ECONOMIC OPPORTUNITY



Jennifer D. Andreu

Jandreu@dadeschools.net

Assistant Superintendent, Equity & Diversity

M-DCPS Office of Economic Opportunity

oeo.dadeschools.net

305-995-1307

INFOGRAPHIC: OEO'S IMPACT SINCE 2013



Office of Economic Opportunity *Impact Since 2013*



\$424.15M

GOB SPENDING WITH
SMALL/MICRO, M/WBE, AND
VETERAN FIRMS



107

GRADUATED FIRMS
IN OUR PROGRAMS



361

TOTAL NUMBER OF
OUTREACH EVENTS



1044

SCHOOL SITE WORKFORCE
REVIEWS

DATA AS OF JUNE 30, 2020

GOB PRIME EXPENDITURES SUMMARY



GOB Expenditures Breakdown by Certification Programs June 30, 2020

Certified Expenditures Summary by Program

M/WBE Expenditures	\$414,927,547.01
MBE/SBE Expenditures	\$9,117,920.21
VBE Expenditures	\$106,172.50

Certified Expenditures Summary by M/WBE Designation

African American Expenditures	\$44,024,058.35	10.61%
Asian American Expenditures	\$4,271,338.21	1.03%
Hispanic American Expenditures	\$352,838,582.04	85.04%
Women Expenditures	\$13,793,568.41	3.32%

Total Certified Firms Expenditures

\$424,151,639.72

NOTE: Out of more than \$809.22M spent through June 30, 2020, 52.41% of all dollars were expended on local certified Small/Micro, Minority/Women and Veteran Businesses!

CERTIFICATION BY DESIGNATION and INDUSTRY



TOTAL CERTIFICATIONS				TYPE OF COMPANY			
<i>FY 11-12 Benchmark</i>	<i>July 1 2020</i>	<i>July 31 2020</i>	BREAKDOWN OF CERTIFICATIONS	Construction	Goods & Services	Professional Services Non A/E	Professional Services A/E
40	137	137	African-American Female	17	104	15	1
128	210	211	African-American Male	78	98	15	20
0	7	8	Asian-American Female	1	5	0	2
0	21	21	Asian-American Male	1	7	0	13
78	195	195	Hispanic-American Female	63	94	13	25
207	398	401	Hispanic-American Male	181	132	17	71
0	1	1	Native-American Female	1	0	0	0
0	1	1	Native-American Male	1	0	0	0
104	82	82	Non-Minority Female	24	40	8	10
0	47	49	Non-Minority Male	14	20	8	7
0	11	11	Veteran Female	3	8	0	0
0	47	48	Veteran Male	11	28	4	5
557	1157	1165	TOTAL	395	536	80	154

As of June 1, 2020

CONTRACTOR PRE-QUALIFICATION DASHBOARD



PREQUALIFIED FIRMS BY DISCIPLINE*	TOTAL	AA	A	NA	HA	Non-M/W	VBE	Non-Cert.
Alarm Systems Contractor I	5	1	0	0	1	0	0	3
Alarm Systems Contractor II	3	0	0	0	1	0	0	2
Asbestos Contractor	4	0	0	0	1	0	0	3
Building Contractor	8	2	0	0	3	1	1	1
Class A Air Conditioning Contractor	11	2	0	0	3	0	0	6
Electrical Contractor	16	3	0	1	8	0	0	4
Fire Equipment Dealer Contractor	1	0	0	0	0	1	0	0
Fire Protection Systems Contractor	4	1	0	0	0	1	0	2
General Contractor	97	7	0	0	35	5	2	48
Mechanical Contractor	20	1	0	0	8	1	0	10
Mold Contractor	1	0	0	0	0	0	0	1
Plumbing Contractor	4	2	0	0	2	0	0	0
Pollutant Storage Systems Contractor	1	0	0	0	0	1	0	0
Roofing Contractor	15	2	0	0	3	1	0	9
Specialty Contractor	4	1	0	0	2	0	0	1
Specialty Electrical Contractor	1	0	1	0	0	0	0	0
Underground Utility & Excavation	2	0	0	0	1	1	0	0
Grand Total	197	22	1	1	68	12	3	90

*NOTE: Certified firms may hold more than one designation (i.e. M/WBE, VBE and SBE or MBE)

COMPLIANCE UPDATE



The OEO has reviewed:

- **6 School Board agenda items during fiscal year 2020-2021**
- **Reviews Include:**
 - Assessment of compliance on established SBE/MBE/MWBE/VBE goals
 - Confirming and verifying signed Letters of Intent on contract dollars awarded to SBE, MBE, MWBE, and VBE Sub-contractors
 - Confirming and verifying signed Memorandums of Understanding on contract dollars awarded to SBE, MBE, MWBE, and VBE Sub-consultants
 - Confirming and verifying SBE, MBE, MWBE, and VBE certification designations.

RECENT OUTREACH EFFORTS & EVENTS



M-DCPS Celebrating National Black Business Month – Black Business Excellence Virtual Table Talk

Wednesday, August 26, 2020

11:00 am – 12:00 pm

Virtual Meeting

M-DCPS / Broward County Public Schools / School District of Palm Beach County – Tri County Virtual Business Opportunities Event

Friday, September 4, 2020

10:00 am – 11:00 am

Virtual Meeting

Miami-Dade Chamber of Commerce – Members Meet Up

Friday, September 4, 2020

4:00 pm – 5:00 pm

Virtual Meeting

M-DCPS / FIU / UM Vendor Registration Webinar

Thursday, September 10, 2020

3:00 pm – 5:00 pm

Virtual Meeting

RECENT OUTREACH EFFORTS & EVENTS



Miami-Dade NAACP Economic Development Collaborative

Thursday, September 17, 2020

10:00 am – 11:00 am

Virtual Meeting

M-DCPS /FIU – Prime Contractor/Government Contracts & Small Trades

Thursday, October 8, 2020

10:00 am – 12:00 pm

Virtual Meeting

M-DCPS Information Technology Services Virtual Matchmaking Vendor Fair

Friday, October 23, 2020

10:00 am – 1:00 pm

Virtual Meeting

M-DCPS Supplier Development Program (Six Weeks)

October 13 – November 17, 2020

10:00 am – 12:00 pm

Virtual Meeting

UPCOMING OUTREACH EFFORTS & EVENTS



M-DCPS- Fall Contractor Prequalification Event

Thursday, October 29, 2020

10:00 am – 11:00 am

Virtual Meeting

South Florida Anchor Alliance

Friday, November 13, 2020

2:30 pm – 3:30 pm

Virtual Meeting

Florida State Minority Supplier Development Council

Wednesday, November 18, 2020 & Thursday, November 19, 2020

8:00 am – 4:30 pm

Charles F. Dodge City Center

Pembroke Pines, FL

OEO Technical Tuesdays*

***Every Tuesday from 10:00 am – 2:00 pm**

Virtual Assistance

TARGETED OUTREACH



Personal Protective Equipment (PPE) Bid

ITB-20-002-MV

Pre-Bid Conference Meeting
Tuesday, August 4, 2020
11:00 AM-12:00 PM

Join Via Zoom link:

<https://zoom.us/j/94300552883?pwd=ZmViaTEyUTcxGdVYUNkTVdldGdqUT09>

Meeting ID: 943 0055 2883 Passcode: 767727

Items up for Bid:

- Disposable Gloves
- Sanitizing Wipes
- Disposable Masks

Important Dates:

- Release Date: July 27, 2020
- Pre-Bid Date: August 4, 2020
- Deadline: August 13, 2020

Opportunity to ask questions
about bid and specifications.

[HTTP://PROCUREMENT.DADESCHOOLS.NET/
BIDSOL/ASP/BID_PORTAL.HTM](http://procurement.dadeschools.net/BIDSOL/ASP/BID_PORTAL.HTM)



Office of
Economic Opportunity

•WANTED•

PRIMES FOR PREQUALIFICATION

Trades Needed:

Air Conditioning Contractors | Alarm Contractors | Building Contractors
Fire Protection | Electrical Contractors | General Contractors
Mechanical Contractors | Plumbing Contractors | Roofing Contractors

If you are interested...

in bidding as a prime contractor with M-DCPS you
must be prequalified with the District.

The District employs...

the following delivery methods to construct,
renovate and maintain facilities:

- Construction Management @ Risk (CM @ Risk)
- Design-Build
- Conventional (hard-bid)
- Job Order Contracts (JOC-term)
- CM @ Risk Miscellaneous Contracts (term)
- Term Contracts

Primary Prequalification Criteria:

- State & Local Licenses
- Bonding Capacity or Audited Financials
- Evidence of Construction Experience
- Evidence of satisfactory litigation and/or claims
in the past five years
- Compliance with Florida Building Code and State
Requirements for Educational Facilities



REWARD: CONTRACT\$

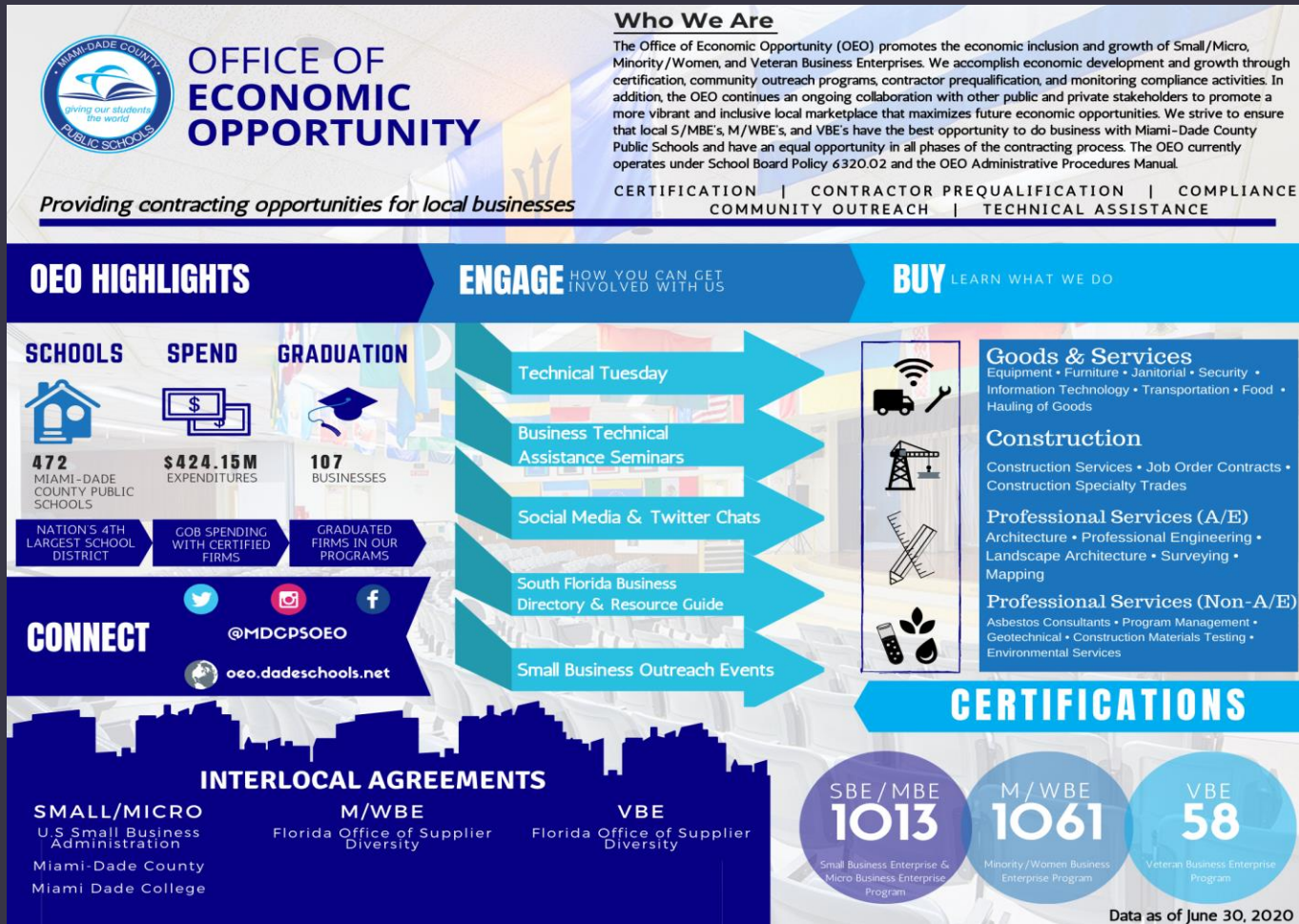
TO APPLY FOR CONTRACTOR PREQUALIFICATION CERTIFICATION GO TO:

www.miamidadeschools.diversitycompliance.com


1450 NE 2nd Avenue, Room 428 Miami, Florida 33132 | 305-995-1307 | oeo@dadeschools.net | oeo.dadeschools.net

Follow us: @mdcpsoeo

Infographic: Mission, Initiatives & Outcomes OEO



Infographic: Increasing the Number of Firms in Targeted Industries



Calling All Local Business Owners

LET US PREPARE YOU FOR FUTURE OPPORTUNITIES

OFFICE OF ECONOMIC OPPORTUNITY

Impact Since 2013



\$424.15M
GENERAL OBLIGATION BOND (GOB)
TOTAL SPENDING WITH
SMALL/MICRO, MINORITY/WOMEN,
AND VETERAN FIRMS



107
GRADUATED FIRMS IN OUR
PROGRAMS



361
TOTAL NUMBER OF OUTREACH
EVENTS



1044
SCHOOL SITE WORKFORCE
REVIEWS

FOR MORE INFORMATION ON BECOMING A VENDOR, GETTING CERTIFIED AS A SMALL/MICRO, MINORITY/ WOMEN, AND VETERAN BUSINESS ENTERPRISE, OR BECOMING PREQUALIFIED TO DO PRIME CONSTRUCTION GOB WORK, CONTACT US TODAY!

Website:
oeo.dadeschools.net

Email:
oeo@dadeschools.net

Phone:
(305) 995 - 1307

Address:
1450 NE 2nd Avenue
Suite 428
Miami, FL 33132

Stay Connected:
[@MDCPSOEO](https://www.instagram.com/MDCPSOEO)



CONSTRUCTION & A/E PROFESSIONAL SERVICES NIGP

CODES NEEDED:
SUPPORTING OUR GOB PROGRAM

- 91240 – Demolition Services
- 91438 – Electrical
- 91244 – Excavation Services
- 91276 – Striping Streets, Parking Facilities, Lane Div
- 91200 – Construction Services
- 91430 – Concrete
- 91457 – Metal Work
- 77000 – Roofing Materials & Supplies
- 91051 – Masonry, Concrete & Stucco Maintenance
- 90932 – Doors & Windows
- 90900 – Building Construction Services
- 93153 – Lighting Fixtures Maintenance & Repair
- 91450 – Heating, Ventilating & Air Conditioning
- 90600 – Architectural Services, Professional
- 92500 – Engineering, Professional

GOODS & SERVICES NIGP CODES NEEDED:

- 95294 – Transportation Services
- 91059 – Pest Control Services
- 91013 – Elevator Installation, Maintenance, Repair & Inspection Services
- 91869 – Insurance Consultants
- 37500 – Foods: Bakery
- 38000 – Foods: Dairy
- 38500 – Foods: Frozen
- 39000 – Foods: Perishable
- 94600 – Financial Services
- 95300 – Insurance and Insurance Services
- 42500 – Furniture: Office
- 96149 – Legal Services, Attorneys
- 34000 – Fire Protection Equipment and Supplies
- 20400 – Computer Hardware
- 98800 – Roadside, Grounds, Recreational, and Park Area Services (Landscaping)

Data as of June 30, 2020

Alberto M. Carvalho, Superintendent of Schools



UPCOMING MEETING: Next Regular Meeting

December 8, 2020