






21ST CENTURY SCHOOLS BOND ADVISORY COMMITTEE

March 10, 2020

OFFICE OF SCHOOL FACILITIES GOB UPDATE

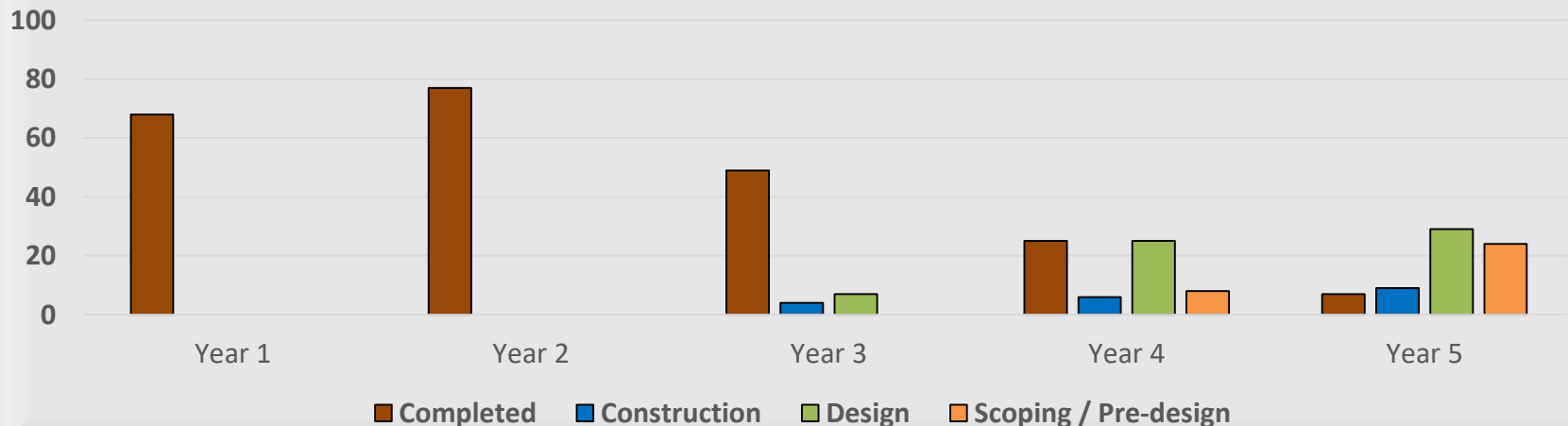


GOB PROJECT UPDATE

PROJECT STATUS AS OF MARCH 4, 2020

	YEAR 1	YEAR 2	YEAR 3	YEAR 4	YEAR 5
COMPLETED	68	77	49	25	7
CONSTRUCTION			4	6	9
DESIGN			7	25	29
SCOPING / PRE-DESIGN				8	24

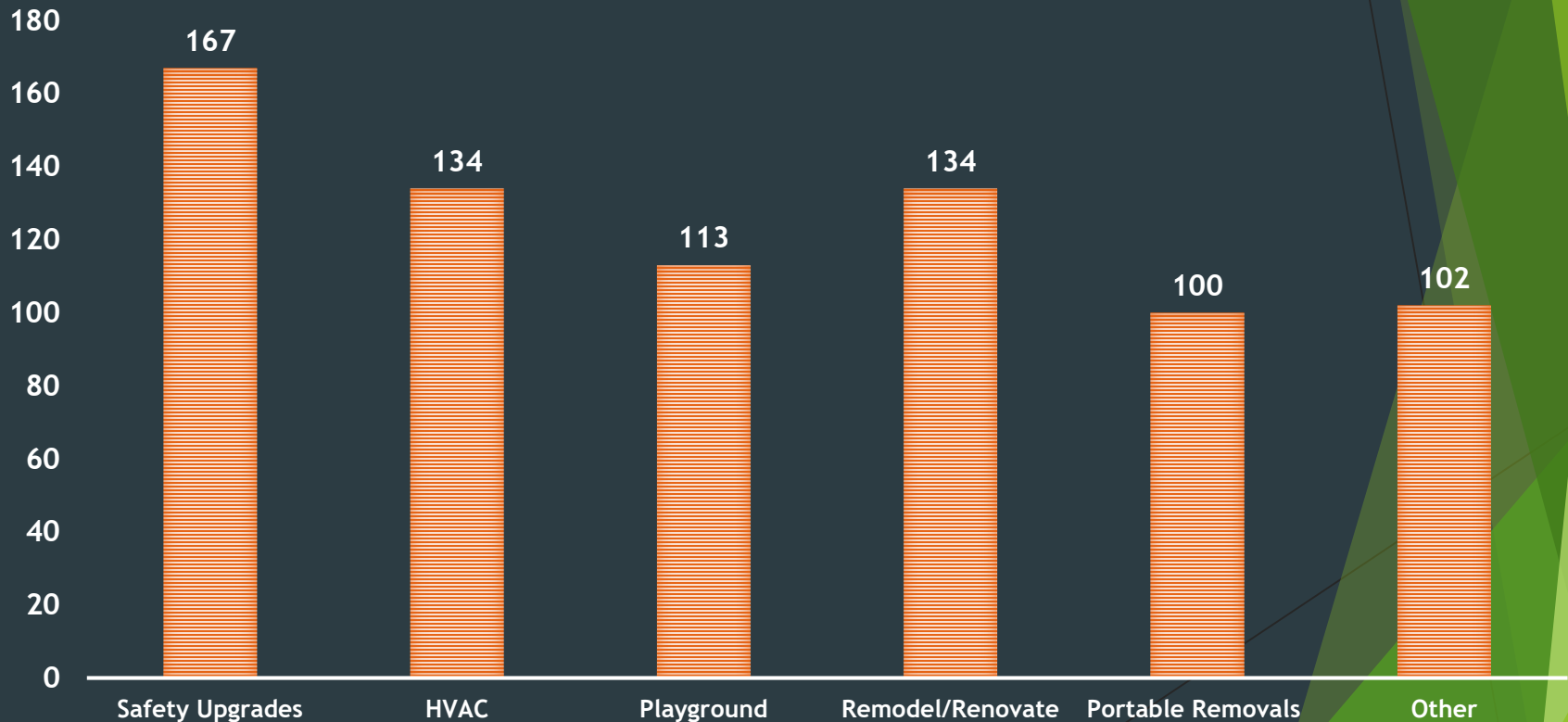
Main GOB Projects – Status as of March 04, 2020



GOB PROJECT UPDATE



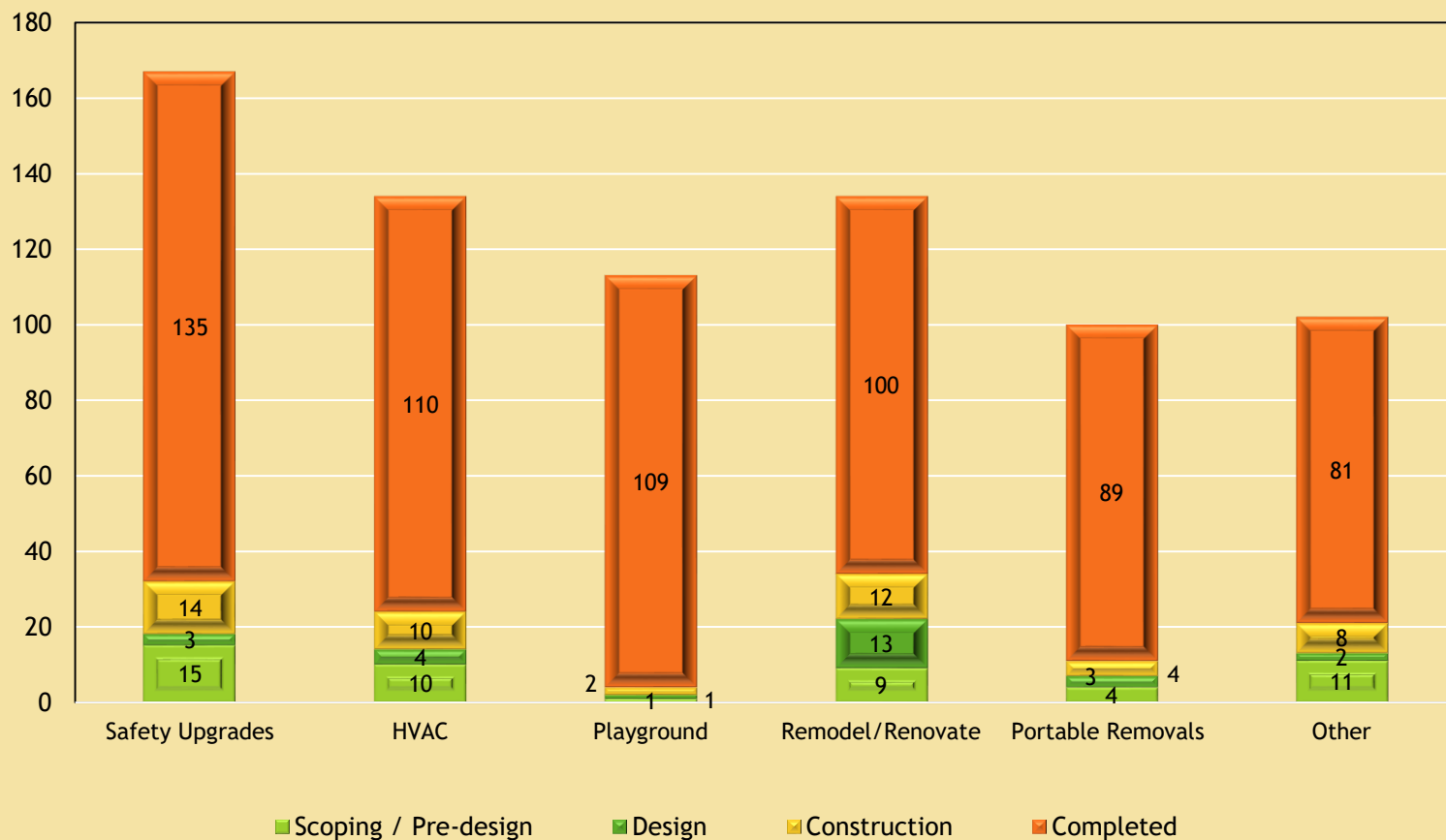
ACCELERATED/RESIDUAL SCOPE PROJECTS BY CATEGORY AS OF MARCH 4, 2020



GOB PROJECT UPDATE



ACCELERATED/RESIDUAL SCOPE PROJECTS BY STATUS AS OF MARCH 4, 2020



QUARTERLY EXPENDITURES BY COST CATEGORY (AS OF 12/31/2019)



GOB Expenditures Report by Cost Category as of December 31, 2019

Cost Category Group Description	Facilities	Technology	Total Expenditures
Construction & Preconstruction Services	\$ 401,261,908.83	\$ 6,318,093.99	\$ 407,580,002.82
Direct Purchase of Construction Materials	\$ 101,262,452.50		\$ 101,262,452.50
Furniture Fixtures & Equipment	\$ 12,522,275.39	\$ 82,367,491.06	\$ 94,889,766.45
Architectural Engineering Services	\$ 43,414,052.30	\$ 24,182.62	\$ 43,438,234.92
Program Management Services	\$ 33,502,842.16	\$ 220,756.61	\$ 33,723,598.77
Maintenance Managed Projects	\$ 29,884,325.97	\$ 1,547,775.48	\$ 31,432,101.45
Abatement/Overhead	\$ 29,442,224.43	\$ 733,846.00	\$ 30,176,070.43
Building Code Compliance Services	\$ 8,972,867.43	\$ 11,009.00	\$ 8,983,876.43
Builders Risk Insurance	\$ 4,928,828.06	\$ 9,000.00	\$ 4,937,828.06
GOB Financial Services	\$ 4,593,406.93		\$ 4,593,406.93
P/A Systems Services	\$ 4,492,462.18		\$ 4,492,462.18
Environmental Services	\$ 2,561,964.23		\$ 2,561,964.23
Software	\$ 9,415.00	\$ 2,402,699.24	\$ 2,412,114.24
Custodial Reimbursement	\$ 1,189,769.46	\$ 20,576.12	\$ 1,210,345.58
Printing Services	\$ 847,601.76	\$ 452.02	\$ 848,053.78
Roofing	\$ 459,928.49		\$ 459,928.49
Advertising	\$ 329,887.34		\$ 329,887.34
Miscellaneous (e.g., Fire Watch, Rekeying, Security Services, Signs)	\$ 302,692.03		\$ 302,692.03
GOB Audit	\$ 188,500.00		\$ 188,500.00
Photography Services	\$ 171,970.18	\$ 168.00	\$ 172,138.18
Legal Services	\$ 97,168.75		\$ 97,168.75
Reimbursement	\$ 57,775.99		\$ 57,775.99
Government Requirement	\$ 48,725.87		\$ 48,725.87
Utility Services	\$ 47,173.90		\$ 47,173.90
Estimating Services	\$ 30,758.00		\$ 30,758.00
Test and Balance	\$ 29,298.40		\$ 29,298.40
Print Media	\$ 25,959.13		\$ 25,959.13
Scheduling	\$ 19,392.70		\$ 19,392.70
Survey Services	\$ 3,816.00		\$ 3,816.00
Total Expenditures	\$ 680,699,443.41	\$ 93,656,050.14	\$ 774,355,493.55

Source: SAP

SOURCE: SAP
(FULL REPORTS POSTED ON GOB WEBSITE)

QUARTERLY EXPENDITURES BY VENDOR (EXCERPT - AS OF 12/31/2019)



GOB Expenditures by Vendor as of December 31, 2019

Vendor	Total Expenditures	Micro Business Enterprise	Small Business Enterprise	Minority/Women Business Enterprise	Expired Certification Date
A & B HARDWARE/LUMBER INC	\$ 937.84		X	Hispanic American	
A 1 DURAN ROOFING INC	\$ 273,325.79				
A 50 STAR FLAGS SIGNS	\$ 6,116.00				
A AFFORDABLE CARPET	\$ 92,561.73		X	Hispanic American	
A AND B PIPE & SUPPLY CO	\$ 35,135.30				
A&B UTILITIES SUPPLY INC	\$ 69,644.71				
A. FALERO TRUCKING, INC.	\$ 135,177.31				
AAA AUTOMATED DOOR REPAIR INC	\$ 8,581.74				
AAA FLAG & BANNER MFG CO	\$ 9,070.74				
AARON INDUSTRIAL SAFETY INC	\$ 4,012.60				
ABC IMAGING INC	\$ 11,545.60				
ABC SUPPLY CO INC	\$ 382,428.58				
ABI & COMPANY, INC.	\$ 207.00				
ABOVE INTERIOR DISTRIBUTORS INC	\$ 156,360.72				
AC1 SUPPLY, INC.	\$ 50,952.38				
ACAI ASSOCIATES INC	\$ 408,660.39				
ACCESS BUILDERS, INC.	\$ 44,150.00		X	Hispanic American	
ACCO BRANDS USA LLC	\$ 6,053.96				
ACCUAIR INC	\$ 10,560,468.29				
ACCURATE DESIGN	\$ 83,500.00				
ACE EDUCATIONAL SUPPLIES INC	\$ 3,975.37				
ACE Flooring Systems, Inc.	\$ 8,249.45		X	Hispanic American	
ACE PUMP & SUPPLY	\$ 3,700.00				
ACE SEWING & VACUUM CENTER	\$ 1,052.00				
ACOUSTI ENGINEERING CO OF FL	\$ 275,056.68				
ACTION SOD & LANDSCAPE CENTER INC	\$ 434.00				
ACTION SUPPLY CO.	\$ 1,247,423.60				
ADONEL CONCRETE & FNG OF SO F	\$ 61,040.00				
ADONEL CONCRETE PUMPING AND	\$ 402,883.19				
ADVANCE SECURITY GROUP ENTERPRISE	\$ 6,508.84				
ADVANCED FIRE & SECURITY	\$ 230,008.64				
ADVANCED RECREATION CONCEPTS	\$ 4,480.51				
AFP SCHOOL SUPPLY	\$ 2,940.00				
AGI INTERNATIONAL INC	\$ 129,994.00				
AIR CONTRACTING &	\$ 301,459.76			Women	
AIRQUEST ENVIRONMENTAL, INC.	\$ 58,308.96				
ALDORA ALUMINUM & GLASS	\$ 77,871.00				
ALL AMERICAN PRECAST	\$ 568,483.44				
ALL COUNTY MUSIC INC	\$ 1,295.88				
ALL DADE LAWN MOWERS	\$ 317,524.65				
ALL GREEN NURSERY	\$ 111,218.00		X	Hispanic American	
ALL POINTS DESIGN CORP	\$ 12,359.53				
ALL RACK & SHELVING INC	\$ 12,128.81				
ALL SOUTH LIGHTNING PROTECTION	\$ 257,271.93				
ALL SPECIALTY SALES INC	\$ 1,343,839.45		X	Hispanic American	
ALLEGUEZ ARCHITECTURE INC	\$ 56,233.00				
ALLI PUMPS INC	\$ 100,083.38				
ALLIED CONTROLS INC	\$ 217,510.38				
ALLIED INTERIOR PRODUCTS	\$ 50,448.10		X	Women	
ALLIED PAPER COMPANY	\$ 39,976.53				
ALLIED TRUCKING OF FLORIDA	\$ 422,701.58				
ALLSTEEL & GYPSUM PRODUCTS	\$ 38,281.05				
ALM MEDIA LLC	\$ 28,688.81	X		Hispanic American	

First Page

GOB Expenditures by Vendor as of December 31, 2019

Vendor	Total Expenditures	Micro Business Enterprise	Small Business Enterprise	Minority/Women Business Enterprise	Expired Certification Date
WORLD ELECTRIC SUPPLY INC	\$ 1,232,457.64				
WORTHINGTON DIRECT	\$ 1,841.11				
WSP USA, INC.	\$ 10,250,278.81				
XEROX AUDIO VISUAL SOLUTIONS	\$ 607,009.80				
XGRASS INC	\$ 43,336.74				
XPRT ELEVATOR SERVICES INC	\$ 219,690.80		X		9/13/2019
YKK AP AMERICA INC	\$ 168,017.00				
ZIPP SPORTING GOODS	\$ 2,018.60				
ZYSOVICH INC	\$ 3,735,778.67				
Total Expenditures	\$ 774,355,493.55				

Last Page

QUARTERLY EXPENDITURES

BY DISTRICT/SCHOOL/PROJECT #/ COST CATEGORY

(AS OF 12/31/2019)



GOB Expenditures by Location / Project & Cost Category as of December 31, 2019 - District 5

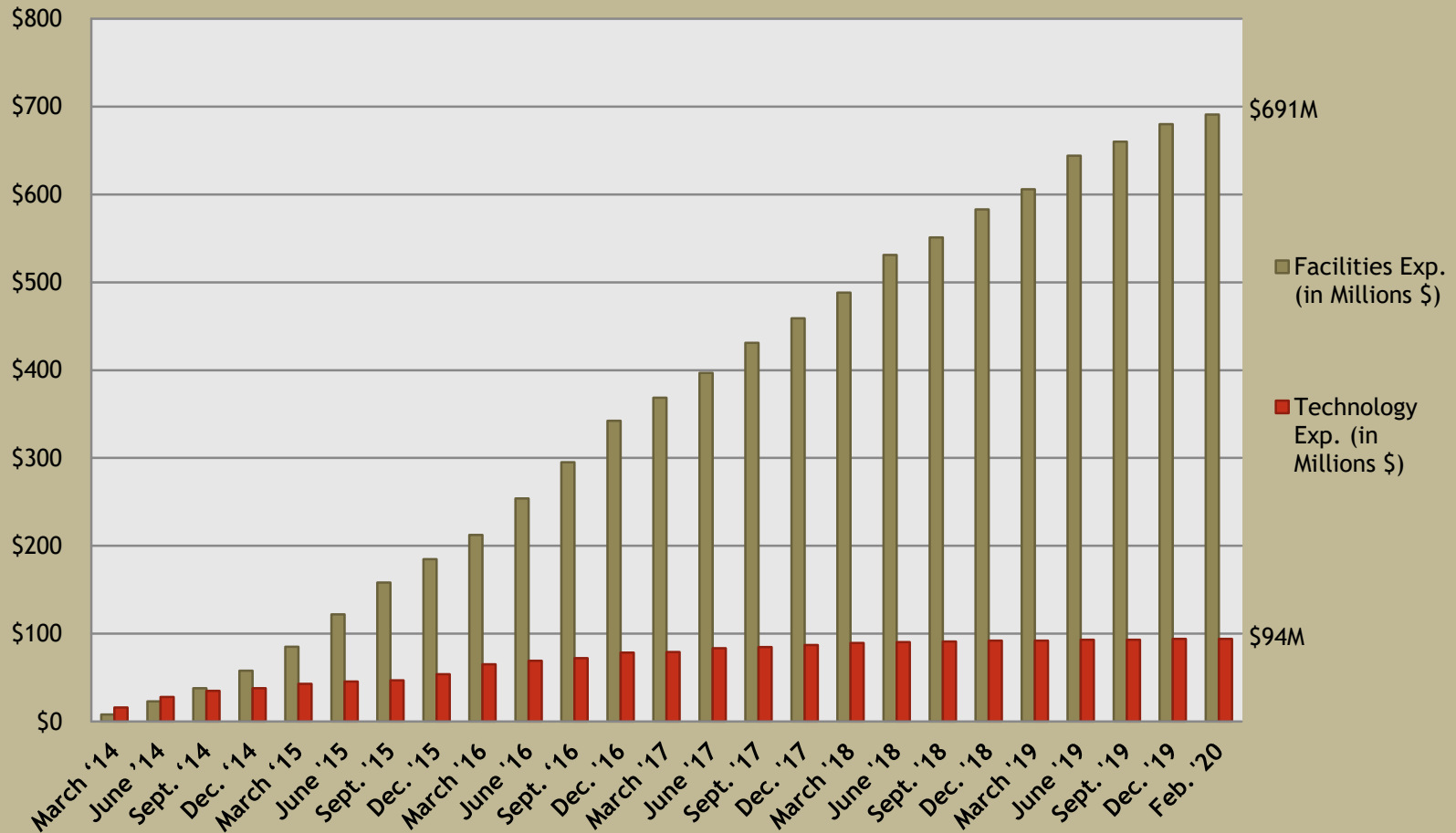
Location / Project Number / Cost Category	Total Expenditures
0018	\$ 3,213,614.03
New K-8 Ctr @ NW 102 Ave & NW 78th St at Doral	
01845900	\$ 3,213,614.03
Abatement/Overhead	\$ 32,620.45
Advertising	\$ 7,349.81
Architectural Engineering Services	\$ 411,834.55
Building Code Compliance Services	\$ 32,751.00
Construction & Preconstruction Services	\$ 2,636,296.07
Government Requirement	\$ 46,931.27
Printing Services	\$ 580.53
Program Management Services	\$ 9,241.33
Reimbursement	\$ 360.00
Scheduling	\$ 5,549.02
0031	\$ 519,042.10
GENIA B. THOMAS K-8 CENTER	
0331100	\$ 295,189.94
Abatement/Overhead	\$ 3,571.46
Architectural Engineering Services	\$ 18,944.46
Building Code Compliance Services	\$ 9,970.33
Construction & Preconstruction Services	\$ 198,570.15
Environmental Services	\$ 672.30
Photography Services	\$ 212.00
Printing Services	\$ 1,055.40
Program Management Services	\$ 59,858.44
Builders Risk Insurance	\$ 2,335.40
0131100	\$ 188,806.09
Construction & Preconstruction Services	\$ 27,051.68
Custodial Reimbursement	\$ 846.05
Furniture Fixtures & Equipment	\$ 160,908.36
01612400	\$ 35,046.07
Construction & Preconstruction Services	\$ 4,812.62
Furniture Fixtures & Equipment	\$ 30,233.45
0481	\$ 240,458.14
JAMES H. BRIGHT/JW JOHNSON ES	
01612400	\$ 9,154.29
Construction & Preconstruction Services	\$ 1,633.34
Furniture Fixtures & Equipment	\$ 7,520.95
01613400	\$ 96,114.66
Abatement/Overhead	\$ 6,155.25
Printing Services	\$ 670.61
Program Management Services	\$ 61,413.17
Builders Risk Insurance	\$ 27,875.63
01613401	\$ 82,187.65

SOURCE: SAP
(FULL REPORTS POSTED ON GOB WEBSITE)

SAMPLE - AS OF 12/31/19

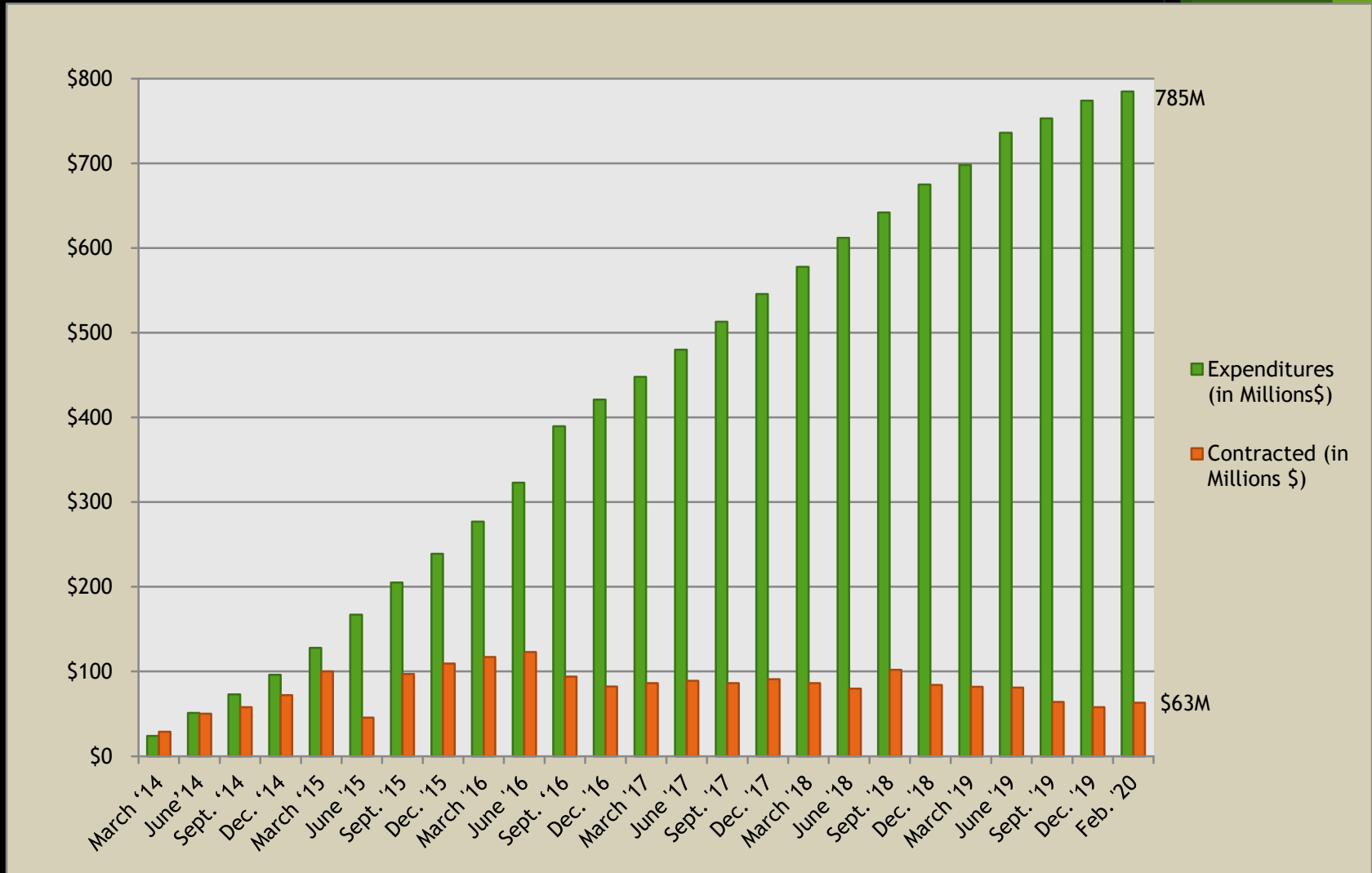
GOB EXPENDITURES

(AS OF 2/29/2020)



GOB EXPENDITURES & CONTRACTED \$

(AS OF 2/29/2020)



REPORT ON RESULTS OF INTERNAL AUDIT



AUDIT RESULTS AND CONCLUSIONS

► OBJECTIVE 1

- Test and opine on the reporting of District GOB expenditures for the fiscal year ended June 30, 2019, as to their conformity with accounting principles generally accepted in the United States, including proper cost category and project/location classifications.

GOB Expenditures by Cost Category FY 2018/2019			
Cost Category Group Description	Facilities	Technology	Total Expenditures
Construction & Preconstruction Services	\$ 61,775,365	\$ 166,580	\$ 61,941,945
Direct Purchase of Construction Materials	15,852,104		15,852,104
Furniture Fixtures & Equipment	5,446,092	2,414,498	7,860,590
Maintenance Managed Projects	6,632,964		6,632,964
Program Management Services	5,541,148		5,541,148
Architectural Engineering Services	5,269,925		5,269,925
Abatement/Overhead	4,873,853		4,873,853
P/A Systems Services	1,256,699		1,256,699
Building Code Compliance Services	1,069,845		1,069,845
Environmental Services	460,759		460,759
Roofing	316,411		316,411
Software	9,415	206,760	216,175
GOB Audit	188,500		188,500
Custodial Reimbursement	122,578		122,578
Miscellaneous (e.g., Fire Watch, Rekeying, Security Services, Signs)	76,335		76,335
Printing Services	57,156		57,156
Photography Services	53,434		53,434
Government Requirement	47,077		47,077
Advertising	44,733		44,733
Test and Balance	29,298		29,298
Legal Services	5,640		5,640
Survey Services	3,816		3,816
Reimbursement	1,440		1,440
Scheduling	19		19
Total Expenditures	\$ 109,134,606	\$ 2,787,838	\$ 111,922,444

▶ AUDIT OPINION

- ▶ The schedule of expenditures in previous slide ...”presents fairly, in all material respects, District GOB expenditures for the fiscal year ended June 30, 2019, in conformity with accounting principles generally accepted in the United States, including proper cost category and project/location classifications.”

AUDIT RESULTS AND CONCLUSIONS

▶ OBJECTIVE 2

- ▶ Follow up on finding/observations and recommendations from the May 2019 external audit of the midpoint of the GOB funded School Improvement Program and provide a status of agreed-upon corrective actions/implementation of recommendations.

▶ FINDINGS

- ▶ The following table details the follow-up testing which disclosed that three of the agreed-upon recommendations/ corrective actions have been fully implemented. The remaining three have been partially implemented as of December 2019.

AUDIT RESULTS AND CONCLUSIONS


Status of Agreed-Upon Recommendations (as of December 2019) from the GOB External Midpoint Audit Issued in May 2019

Task	Finding	Recommendation	Management Response	Status of Implementation	Level of Implementation
3.6	We noted that some of the dates that appeared on the dashboard were out of sequence or did not appear to match the type of project that was defined.	The initial template data should be reviewed and revised, as necessary, to ensure that data fields applicable to a project's scope were accurately populated, i.e., Bond Program funding used for construction should only have the "construction" field populated. For assigned or commissioned projects, the same should be done, but with the actual dates scheduled based on the project phasing process.	The Office of School Facilities (OSF) concurs with the recommendations and is presently reviewing ways to further automate the updating process, given the very large number of projects in play at any given time.	In some instances, the various project dates on the dashboard did not match with the supporting documentation. Staff is reviewing the templates and modifying the procedures to include what specific documents will be used to support the dates on the dashboard.	Partially (Expected implementation February 28, 2020. Refer to management response on page 15.)
3.13	We requested and received copies of policies and procedures related to the processing and payment of project expenditures. All except one of the procedures and forms was outdated.	Procedures and forms should be reviewed and updated on a periodic basis.	OSF agrees with these process improvements and will implement them for all projects going forward.	OSF has revised 19 forms since the completion of the S. Davis audit in April 2019 through October 2019. Most of the 19 forms are currently being utilized. Procedures are being updated; however, this is a work in progress.	Partially (Expected implementation April 30, 2020. Refer to management response on page 15.)
3.13	It was not clear as to how Furniture Fixture & Equipment (FF&E)/FF&E Logistics is managed. During testing, it was noted that FF&E documentation existed outside of Capital Construction & Budget Control (CCBC).	The roles of each of the FF&E and FF&E Logistics components should be clearly delineated and documented so that District staff and others have a comprehensive understanding of the functions, roles and responsibilities of each area.	Project closeout documentation maintained by Document Control, will also be replicated in the project files maintained by OSF.	A flowchart titled "OSF Project Documentation Archive" was provided which facilitates the location of documents.	Fully

AUDIT RESULTS AND CONCLUSIONS

Task	Observation	Recommendation	Management Response	Status of Implementation	Level of Implementation
3.9	District staff did not have forms to report performance issues or incidents of non-compliance in the workplace by the Program Manager (WSP) placements.	Some level of formality should be established for District staff to report performance issues or incidents of non-compliance in the workplace by WSP placements.	OSF has no objections to creating a form to achieve this goal and has already discussed with WSP.	A form titled "Performance Documentation" has been created in draft form. The District is working with WSP to standardize a procedure for the reporting of any such occurrence. This procedure has an expected implementation date of May 2020.	Partially (Expected implementation May 30, 2020. Refer to management response on page 16.)
3.13	While copies of contracts, work and purchase orders, and partial release of liens were consistently present, some Final Release of Liens or surety bonds were not.	While it is understood that Final Release of Liens are managed by the Document Control unit, a procedure should be established that they are to be the sole source for specific documents and should not appear in other locations unless there is a specific reason for it. Alternatively, 100% of the documents should also be maintained in specified units/departments in addition to Document Control.	OSF concurs with the findings and going forward will implement the Report's recommendations for ease of access and reference.	All Final Release of Liens are now managed by Document Control.	Fully
3.13	GOB project files were not organized as we were led to believe at the beginning of the testing procedures. During testing, we noted that some vendor information was missing as we reconciled the project files to the GOB SAP (Accounting) expenditure report.	The organization of GOB files should be documented. This will allow parties outside of CCBC to understand how files are organized and where items are maintained.	A project directory matrix has already been created clearly cross-referencing functions to the overseeing departments.	A flowchart titled "OSF Project Documentation Archive" was provided which facilitates the location of documents.	Fully

District management agreed with our assessment of the status of corrective actions and provided assurances, that they will finalize those partially implemented with associated timelines. (Refer to Appendix C).



WSP

Project Management Support Services



What We Do

Our Story

WSP is one of the world's leading engineering and professional services consulting firms, providing services to transform the built environment and restore the natural one.

► We develop creative, comprehensive and sustainable engineering solutions for a future in which society can thrive. Equipped with an intimate understanding of local intricacies, world-class talent and proactive leadership, we plan, design, manage and engineer long-lasting and impactful solutions to uniquely complex problems.

From our earliest roots in the U.S. over 130 years ago to our vast international presence today, WSP has enjoyed continuous growth and expansion. Each step has enabled us to better fulfill our purpose of preparing our communities and environments for the future.

► With more than 500 offices throughout the world, we are the sum of our collective passion, vision and expertise.

In 2013, the Board commissioned WSP (formerly Parsons Brinckerhoff) to provide Program Management support services to assist in the delivery of District-wide upgrades for the \$1.2 Billion GOB.



Sub-consultant Services

Our expertise ranges from program management consulting services for educational facilities, water & environment, urban planning, engineering iconic buildings and designing sustainable transportation networks, to developing the energy sources of the future and enabling new ways of extracting essential resources.

- ▶ Surveying
- ▶ Document Control
- ▶ Project Management and Architecture
- ▶ Civil and Structural Engineering
- ▶ HVAC Test and Balance
- ▶ Project Scheduling
- ▶ Environmental/Asbestos Control Testing
- ▶ Estimating and Scheduling
- ▶ Mechanical, Electrical, and Plumbing Engineering
- ▶ Geotechnical Engineering and Construction Materials Testing



Sub-consultants Services

through February 2020

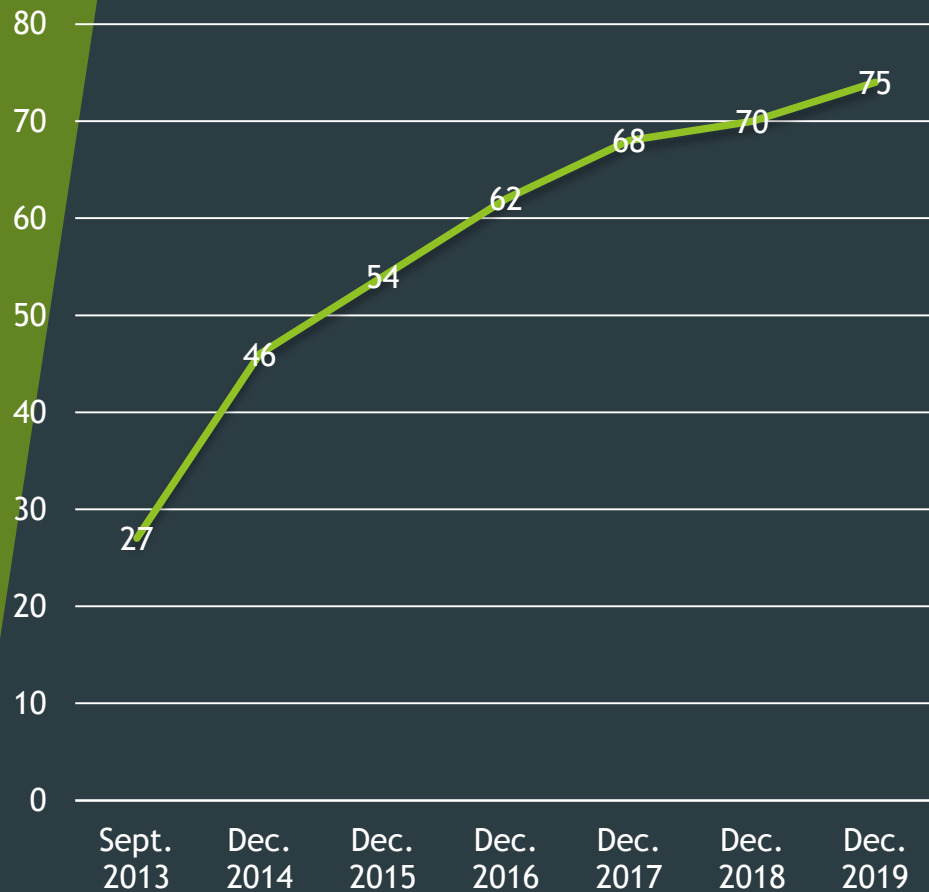
TOTAL \$ INVOICED:
\$46,812,243.51

Sub-consultant	Certs	Invoiced
Air Quest Environmental	M/WBE- W	\$76,071.94
CBRE-Heery	-	\$13,468,596.12
CMS Const. Management	M/WBE-AA MBE	\$930,056.76
De Zayas-Bitar Const.	MBE	\$2,385,271.83
Earl Hagood	-	\$21,580.00
Edwards & Partners	MBE	\$349,810.13
EE&G Environmental	-	\$47,162.08
F R Aleman	-	\$15,655.00
FL Air Quality Solutions	-	\$18,707.40

Sub-consultant	Certs	Invoiced
J Bonfill & Associates	SBE	\$14,700.50
JALR&W Engineering	-	\$22,113.00
Multivista	-	\$564,511.86
Nutting Engineering	-	\$124,397.75
Outlook International	-	\$286,172.69
Prof. Services Industry (PSI)	-	\$225,453.93
Program Controls Inc	M/WBE-AS MBE	\$38,883.67
Wood Envir. & Infrastructure	-	\$33,171.75

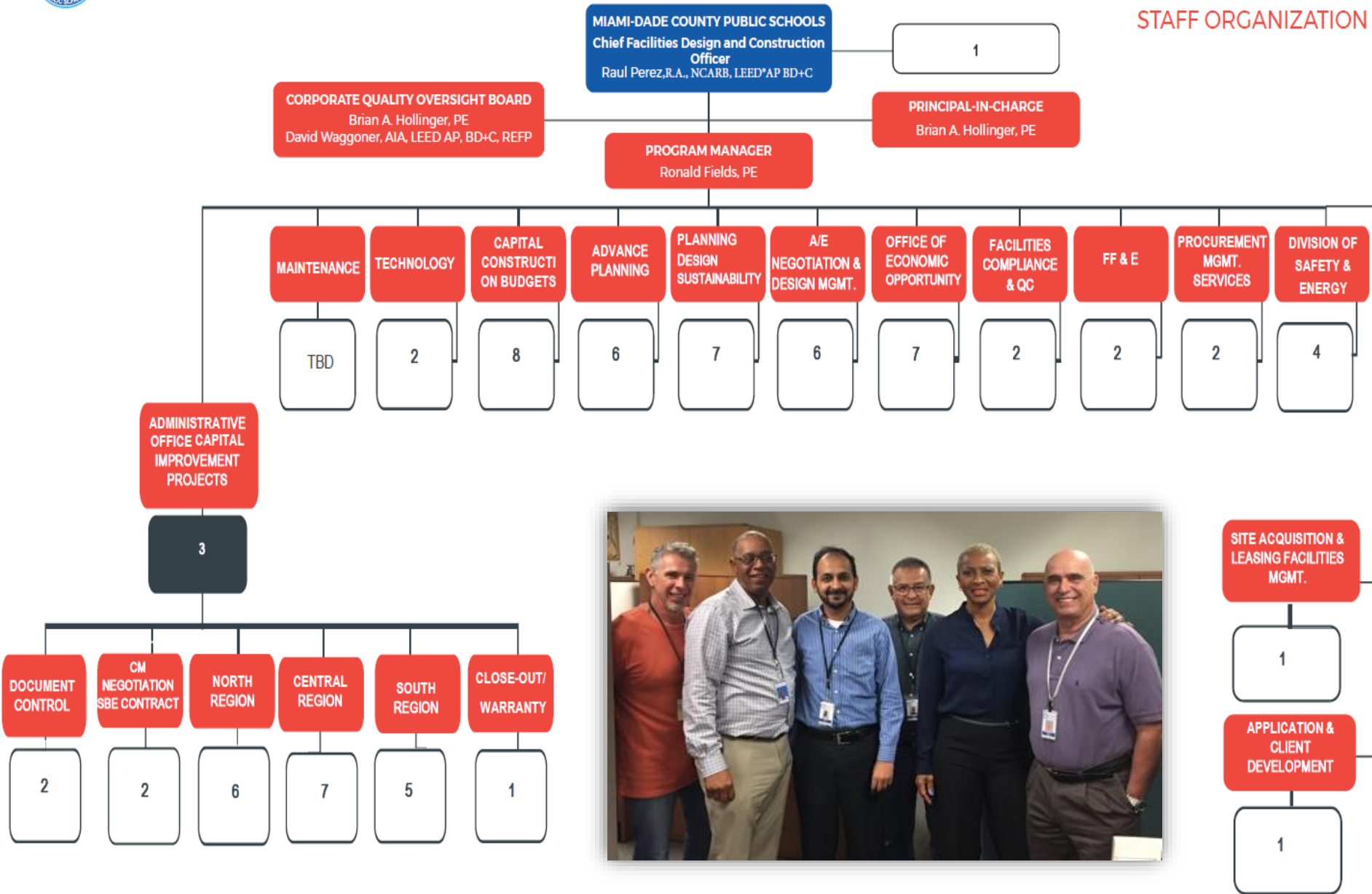
* This information reflects sub-consultants who have performed work to date

PMSS Staffing Levels





STAFF ORGANIZATION





DIVERSITY AND INCLUSION

- ▶ Our mission is to foster a more diverse and inclusive workforce
- ▶ Ensure our leadership team, employees, work environment and strategies continue to inspire a diverse and inclusive culture by living and breathing our four strategic pillars.

Our existing activities are designed to directly impact the recognized industry barriers to women and diversity groups entering and progressing within the STEM Industry. To ensure we reach our ambitions to be industry champions in gender and diversity balance we are committed to achieve the following:



DIVERSITY AND INCLUSION

Organizations We Support:



Society of Women Engineers



National Society of Black Engineers



Society Of Hispanic Professional Engineers



American Indian Science & Engineering Society

Partnerships



***Crain's New York
Business Ranks
WSP USA No. 1 in
2019 !***



***#1 ENR Top 20 Non-U.S.
Firms in International
Construction Management
and Program Management
Fees***

***WSP Ranks #12 in
ENR's Top 100
Green Buildings
Design Firms***

***WSP USA Ranked #1
Among ENR's Top 100
Pure Design Firms***

Learn more about what we stand
for and what we do:

<https://www.wsp.com/en-US>

Address Miami (Corporate
Dr): 7650 Corporate Center Dr
#300, Miami, FL 33126

Phone: +1 (305) 261-4785

Stay connected @wspusa:



OFFICE OF ECONOMIC OPPORTUNITY UPDATE

Jennifer D. Andreu

Jandreu@dadeschools.net

305-995-1966

Assistant Superintendent, Equity & Diversity





Impact Since 2013



\$400.81M

GOB SPENDING WITH
SMALL/MICRO, M/WBE, AND
VETERAN FIRMS



84

GRADUATED FIRMS
IN OUR PROGRAMS



316

TOTAL NUMBER OF
OUTREACH EVENTS



829

SCHOOL SITE WORKFORCE
REVIEWS

DATA AS OF DECEMBER 31, 2019

INFOGRAPHIC: OEO's IMPACT SINCE 2013

GOB PRIME EXPENDITURE SUMMARY

GOB Expenditures Breakdown by Certification Programs December 31, 2019

Certified Expenditures Summary by Program

M/WBE Expenditures	\$392,144,460.96
MBE/SBE Expenditures	\$8,560,556.58
VBE Expenditures	\$102,559.95

Certified Expenditures Summary by M/WBE Designation

African American Expenditures	\$42,723,171.63	10.89%
Asian American Expenditures	\$4,263,382.61	1.09%
Hispanic American Expenditures	\$331,586,599.99	84.56%
Woman Expenditures	\$13,571,306.73	3.46%
Total Certified Firms Expenditures	\$400,807,577.49	

NOTE: Out of more than \$774.36M spent through Dec 31, 2019, 51.76% of all dollars were expended on local certified Small/Micro, Minority/Women and Veteran Businesses!

COMPREHENSIVE DISPARITY STUDY UPDATE

Conducted by Miller3

- Research and Review of Case Law
- 4 Chapters - Draft Intro., Legal Analysis, Procurement & Race Neutral
- Review of Policies & Procedures, Management Reports, Budgets, Discrimination Cases and Protests
- Procurement Interviews
- Data Assessment/Data Collection (AP & PO tables are being reviewed)
- Construction/Facilities Interviews

CERTIFICATION BY DESIGNATION BY INDUSTRY

TOTAL CERTIFICATIONS				TYPE OF COMPANY			
<i>FY 11-12 Benchmark</i>	<i>December 2019</i>	<i>January 2020</i>	BREAKDOWN OF CERTIFICATIONS	Construction	Goods & Services	Professional Services Non A/E	Professional Services A/E
40	119	122	African-American Female	18	92	10	2
128	197	198	African-American Male	77	91	10	20
0	7	7	Asian-American Female	0	5	0	2
0	22	21	Asian-American Male	1	7	0	13
78	187	188	Hispanic-American Female	65	86	12	25
207	362	368	Hispanic-American Male	168	121	11	68
0	1	1	Native-American Female	1	0	0	0
0	2	1	Native-American Male	1	0	0	0
104	80	80	Non-Minority Female	26	38	6	10
0	47	47	Non-Minority Male	14	20	6	7
0	11	11	Veteran Female	3	8	0	0
0	43	44	Veteran Male	10	26	5	3
557	1078	1088	TOTAL	384	494	60	150

As of January 29, 2020

CONTRACTOR PRE-QUALIFICATION DASHBOARD

167	TOTAL PREQUALIFIED FIRMS* <i>*As of January 15, 2020</i>
81	General Contractors
1	General Contractor (Fuel Systems Only)
2	General Contractor (1 Site Civil & 1 Demolition)
2	General Contractor (1 Bleacher Systems & 1 Energy Conservation)
14	Mechanical (1 Energy Conservation)
15	Electrical (1 Intercom only)
15	Roofing
5	Air Conditioning
7	Class A Air Conditioning
4	Alarm Systems Contractor I (1 CCTV)
4	2 Alarm System Contractor II, 1 Intercom & 1 Energy Conservation Alarm System Contractor
5	1 Fire Alarms & 2 Fire Protection Contractor II, 1 Fire Sprinkler, 1 Fire Extinguisher/Extinguishing Systems
4	Asbestos Contractor
5	Building
1	Mold
4	Plumbing
1	Glass & Glazing
1	Gypsum Drywall – Specialty Contractor
1	Pollutant Storage Systems
2	Underground Utility & Excavation
1	Irrigation Specialty

167	TOTAL PREQUALIFIED FIRMS* <i>*As of January 15, 2020</i>
90	PREQUALIFIED M/WBE FIRMS
3	PREQUALIFIED VBE FIRMS
31	PREQUALIFIED MBE FIRMS
43	PREQUALIFIED SBE FIRMS
69	NON-CERTIFIED FIRMS

**NOTE: Certified firms may hold more than one designation (i.e. M/WBE, VBE and SBE or MBE)*

COMPLIANCE UPDATE

The OEO has reviewed:

- 71 School Board agenda items during fiscal year 2019-2020
- Reviews Include:
 - Assessment of compliance on established SBE/MBE/MWBE/VBE goals
 - Confirming and verifying signed Letters of Intent on contract dollars awarded to SBE, MBE, MWBE, and VBE Sub-contractors
 - Confirming and verifying signed Memorandums of Understanding on contract dollars awarded to SBE, MBE, MWBE, and VBE Sub-consultants
 - Confirming and verifying SBE, MBE, MWBE, and VBE certification designations.

ON-SITE WORKFORCE REVIEWS UPDATE

(Current Fiscal Year 2019-2020, 182 reviews were conducted)

During On-site Workforce Reviews, OEO Staff:

- **Conduct-** Prime and Sub-contractor worker interviews
- **Inspect** - Vendor badges for compliance with Jessica Lunsford Act
- **Verify** - Sub-contractors and Sub-consultants reporting in the M-DCPS Online Diversity Compliance System
- **Document** - Local workforce on the project through daily logs, interviews, and pictures
- **Complete** - On-site workforce reports for each project site visited

Outreach Efforts & Events

South Florida Anchor Alliance
Wednesday, March 4, 2020
10:30 am

Superintendent's 5K Challenge
Race for Education
Saturday, March 7, 2020
7:30 am - 11:00 am

1075 Biscayne Blvd/Maurice A. Ferre Park (Museum Park)
Miami, FL 33132

Women United
Thursday, March 12, 2020
8:30 am - 10:30 am
Watsco Center
1245 Dauer Dr., Coral Gables, FL 33132

Transportation Vendor Fair & Match Making
Friday, March 13, 2020
10:00 am - 1:00 pm
15401 SW 117 Ave., Miami, FL 33177

Outreach Efforts & Events

Women Doing Business in the Government Sector
Wednesday, March 18, 2020
10:00 am - 12:30 pm

Underutilized Businesses Vendor Fair & Match Making
Friday, April 3, 2020
8:00 am - 12:00 pm
Intercontinental Hotel
100 Chopin Plaza, Miami, FL 33131

ITS Vendor Fair & Match Making
Friday, April 10, 2020
10:00 am - 1:00 pm
WR Thomas Middle School
13001 SW 26 St., Miami, FL 33175



Calling All Local Business Owners

LET US PREPARE YOU FOR FUTURE OPPORTUNITIES

OFFICE OF ECONOMIC OPPORTUNITY

Impact Since 2013



\$400.81M
GENERAL OBLIGATION BOND (GOB)
TOTAL SPENDING WITH
SMALL/MICRO, MINORITY/WOMEN,
AND VETERAN FIRMS



84
GRADUATED FIRMS IN OUR
PROGRAMS



316
TOTAL NUMBER OF OUTREACH
EVENTS



829
SCHOOL SITE WORKFORCE
REVIEWS

**FOR MORE INFORMATION ON
BECOMING A VENDOR, GETTING
CERTIFIED AS A SMALL/MICRO,
MINORITY/ WOMEN, AND VETERAN
BUSINESS ENTERPRISE, OR BECOMING
PREQUALIFIED TO DO PRIME
CONSTRUCTION GOB WORK, CONTACT
US TODAY!**

Website:
oeo.dadeschools.net

Email:
oeo@dadeschools.net

Phone:
(305) 995 - 1307

Address:
1450 NE 2nd Avenue
Suite 428
Miami, FL 33132

Stay Connected:
@MDCPSOEO



CONSTRUCTION & A/E PROFESSIONAL SERVICES NIGP CODES NEEDED: SUPPORTING OUR GOB PROGRAM

- 91240 - Demolition Services
- 91438 - Electrical
- 91244 - Excavation Services
- 91276 - Striping Streets, Parking Facilities, Lane Div
- 91200 - Construction Services
- 91430 - Concrete
- 91457 - Metal Work
- 77000 - Roofing Materials & Supplies
- 91051 - Masonry, Concrete & Stucco Maintenance
- 90932 - Doors & Windows
- 90900 - Building Construction Services
- 93153 - Lighting Fixtures Maintenance & Repair
- 91450 - Heating, Ventilating & Air Conditioning
- 90600 - Architectural Services, Professional
- 92500 - Engineering, Professional

GOODS & SERVICES NIGP CODES NEEDED:

- 95294 - Transportation Services
- 91059 - Pest Control Services
- 91013 - Elevator Installation, Maintenance, Repair
& Inspection Services
- 91869 - Insurance Consultants
- 37500 - Foods: Bakery
- 38000 - Foods: Dairy
- 38500 - Foods: Frozen
- 39000 - Foods: Perishable
- 94600 - Financial Services
- 95300 - Insurance and Insurance Services
- 42500 - Furniture: Office
- 96149 - Legal Services, Attorneys
- 34000 - Fire Protection Equipment and Supplies
- 20400 - Computer Hardware
- 98800 - Roadside, Grounds, Recreational, and Park
Area Services (Landscaping)

Data as of December 31, 2019

Alberto M. Carvalho, Superintendent of Schools

Infographic: Increasing the Number of Firms in Targeted Industries

GOB GALLERY (RECENT PROJECTS)







Norland Middle



Spillout



Black Box




Comstock Elementary School



Dorsey Technical College









MAST @ FIU





Palm Springs North Elementary School



Doral (Grand Bay) K-8 Center





Grades 6-8 Annex for Southside K-8



Southwest Senior High School








Kendall Square K-8 Center









Miami Arts Studio 6-12 @ Zelda Glazer







Miami Palmetto Senior High School - Partial Replacement



MIAMI PALMETTO SENIOR HIGH SCHOOL

ZYSCOVICH
ARCHITECTS
WE MAKE PEOPLE PLACES



BEYOND THE BOND

MYRTLE GROVE K-8 CENTER

Phase I - Renovations (Completed)

GOB	\$2.5M
LOML	\$20.8K
TOTAL	\$2.52m



Phase II - Addition (Completed)

GOB	\$1.92M
LOML	\$801K
TOTAL	\$2.72M



Phase III - Art & Music (Under construction)

LOML	\$2.9M
GOB	\$1.0M (Future allocation)
TOTAL	\$3.9M




Myrtle Grove K-8 Center





Myrtle Grove K-8 Center



Miami-Dade County Public Schools
Coral Gables SHS Addition
 SILVA ARCHITECTS



Miami-Dade County Public Schools
Coral Gables SHS Addition
 SILVA ARCHITECTS



CORAL GABLES SENIOR HIGH SCHOOL - PARTIAL REPLACEMENT

CORAL GABLES SENIOR HIGH SCHOOL

Phase I - Partial Replacement (Construction)

GOB	\$9.0M
LOML	\$6.1M
Other	\$2.5M
TOTAL	\$17.6M



Phase II - Renovations (Design)

GOB	\$4.6M
LOML	\$968K
Other	\$500K
Future Allocation	\$9.1M
TOTAL	\$15.2M



Coral Gables Senior High School - New Construction and Renovations



UPCOMING MEETING:

- ▶ **Next Regular Meeting
June 16, 2020**