


# 21<sup>ST</sup> CENTURY SCHOOLS BOND ADVISORY COMMITTEE



December 7, 2021





# OFFICE OF SCHOOL FACILITIES GOB UPDATE

**Raul F. Perez**

**Office of School Facilities**

**305-995-1607**

**[rperez6@dadeschools.net](mailto:rperez6@dadeschools.net)**

**[construction.dadeschools.net](http://construction.dadeschools.net)**

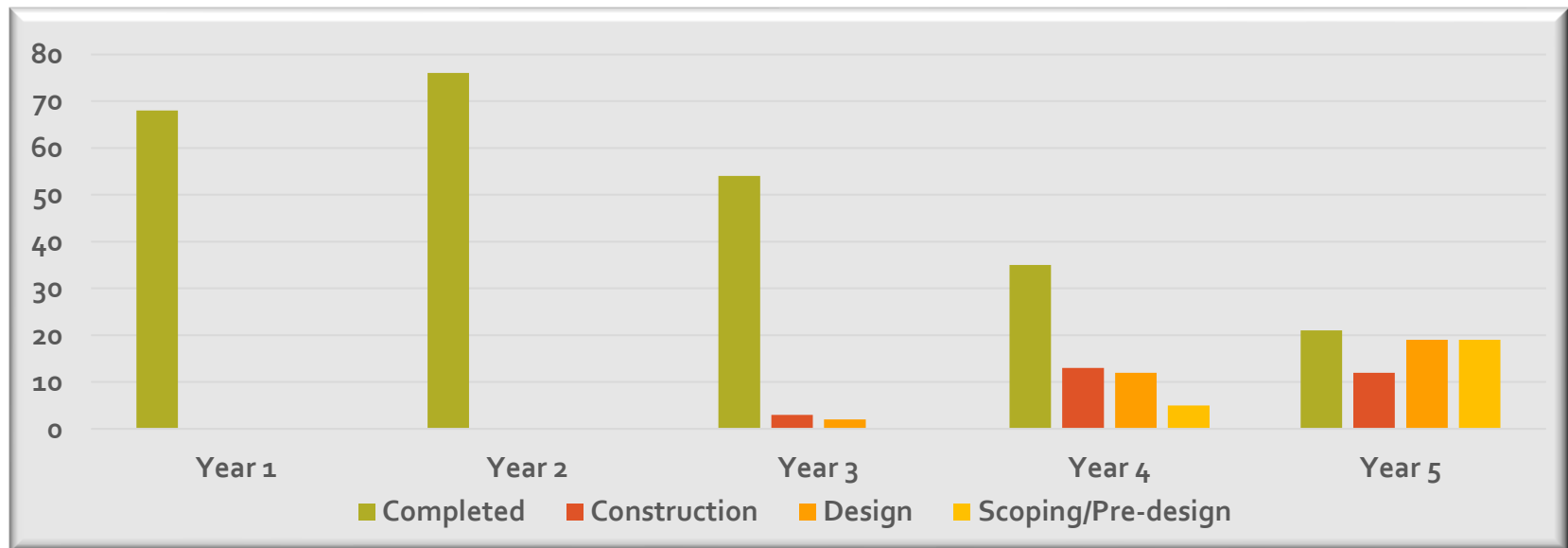


# GOB PROJECT UPDATE

## Project Status as of November 24, 2021



	YEAR 1	YEAR 2	YEAR 3	YEAR 4	YEAR 5	TOTAL
COMPLETED	68	76	54	35	21	254
CONSTRUCTION			3	13	12	28
DESIGN			2	12	19	33
SCOPING / PRE-DESIGN				5	19	24
TOTAL	68	76	59	65	71	339

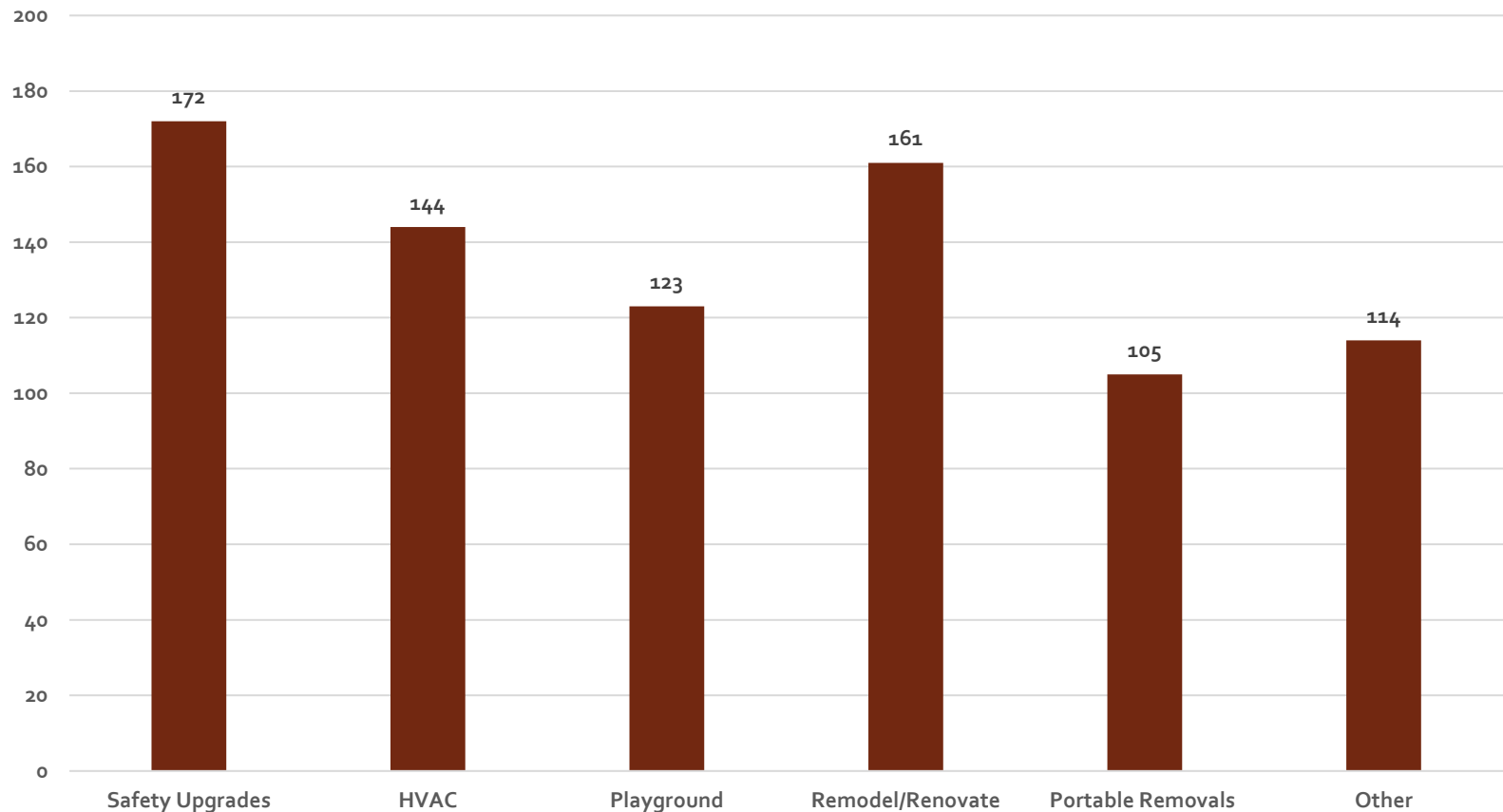




# GOB PROJECT UPDATE



## Accelerated/Complimentary Scope Projects by Category As of November 24, 2021

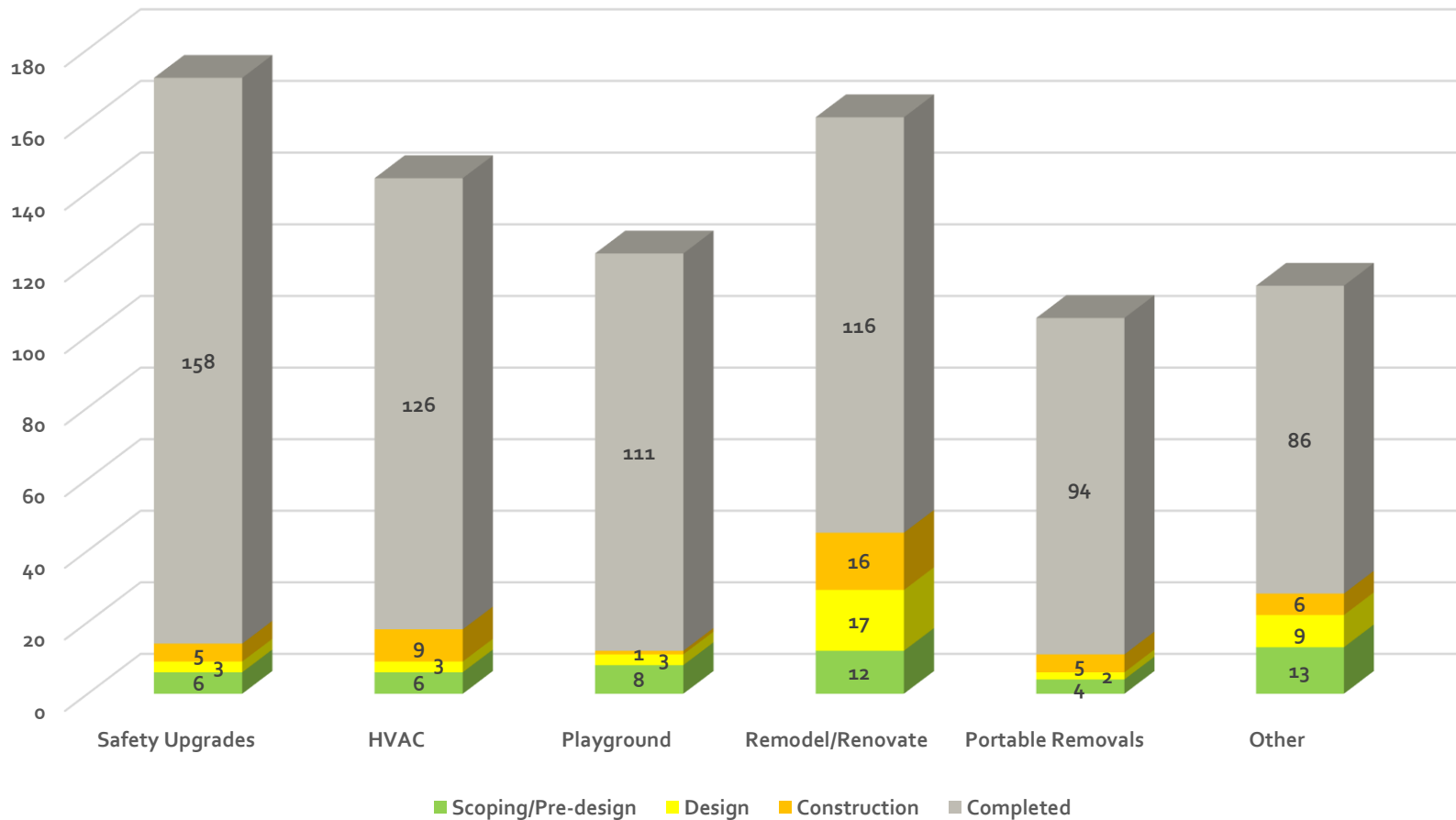




# GOB PROJECT UPDATE



## Accelerated/Complimentary Scope Projects by Status As of November 24, 2021



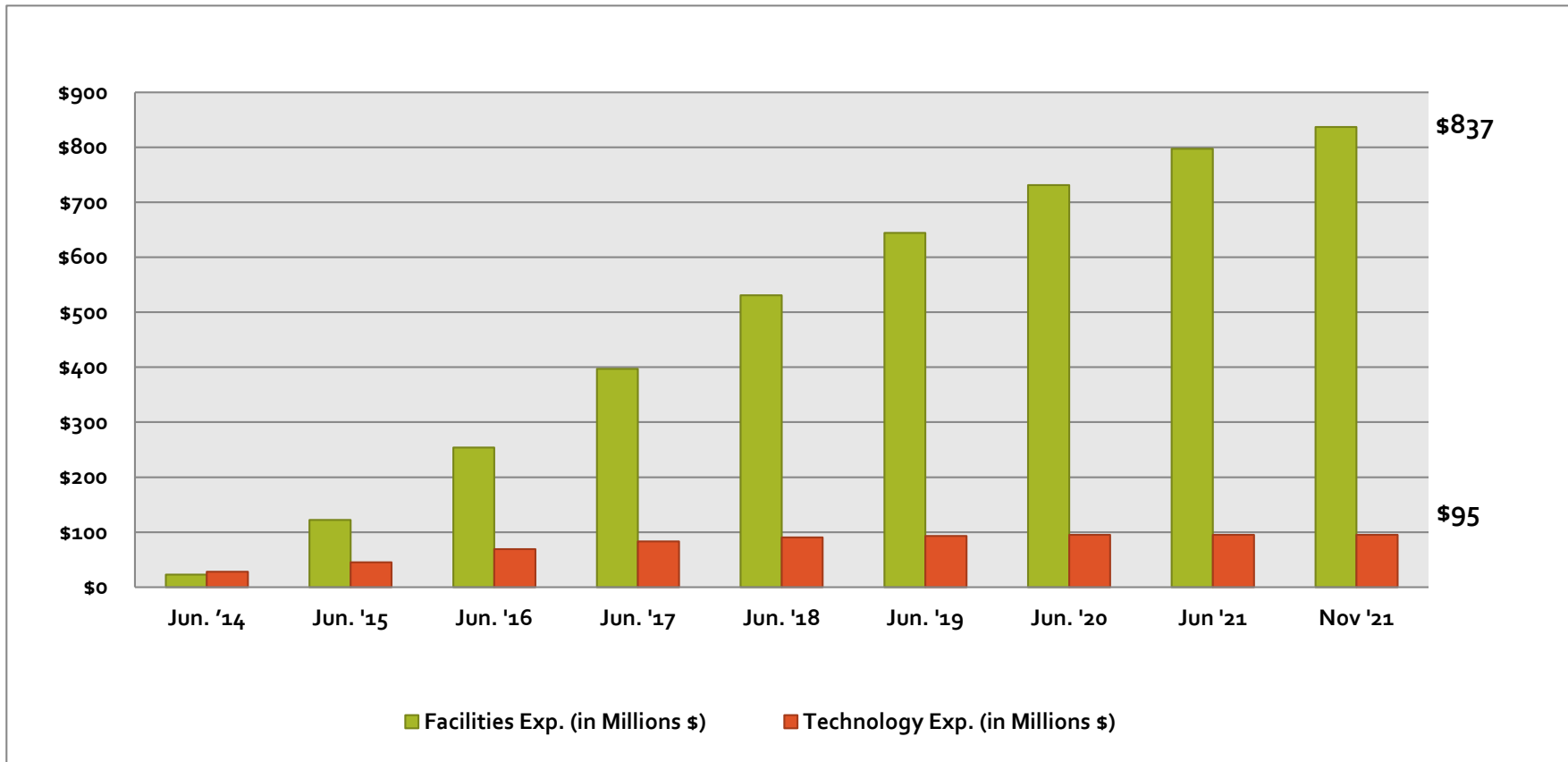


# GOB EXPENDITURES

As of November 28, 2021



Transaction Category	Jun. '14	Jun. '15	Jun. '16	Jun. '17	Jun. '18	Jun. '19	Jun. '20	Jun '21	Nov '21
Facilities Exp. (in Millions \$)	\$23	\$122	\$254	\$397	\$531	\$644	\$731	\$797	\$837
Technology Exp. (in Millions \$)	\$28	\$45	\$69	\$83	\$90	\$93	\$95	\$95	\$95



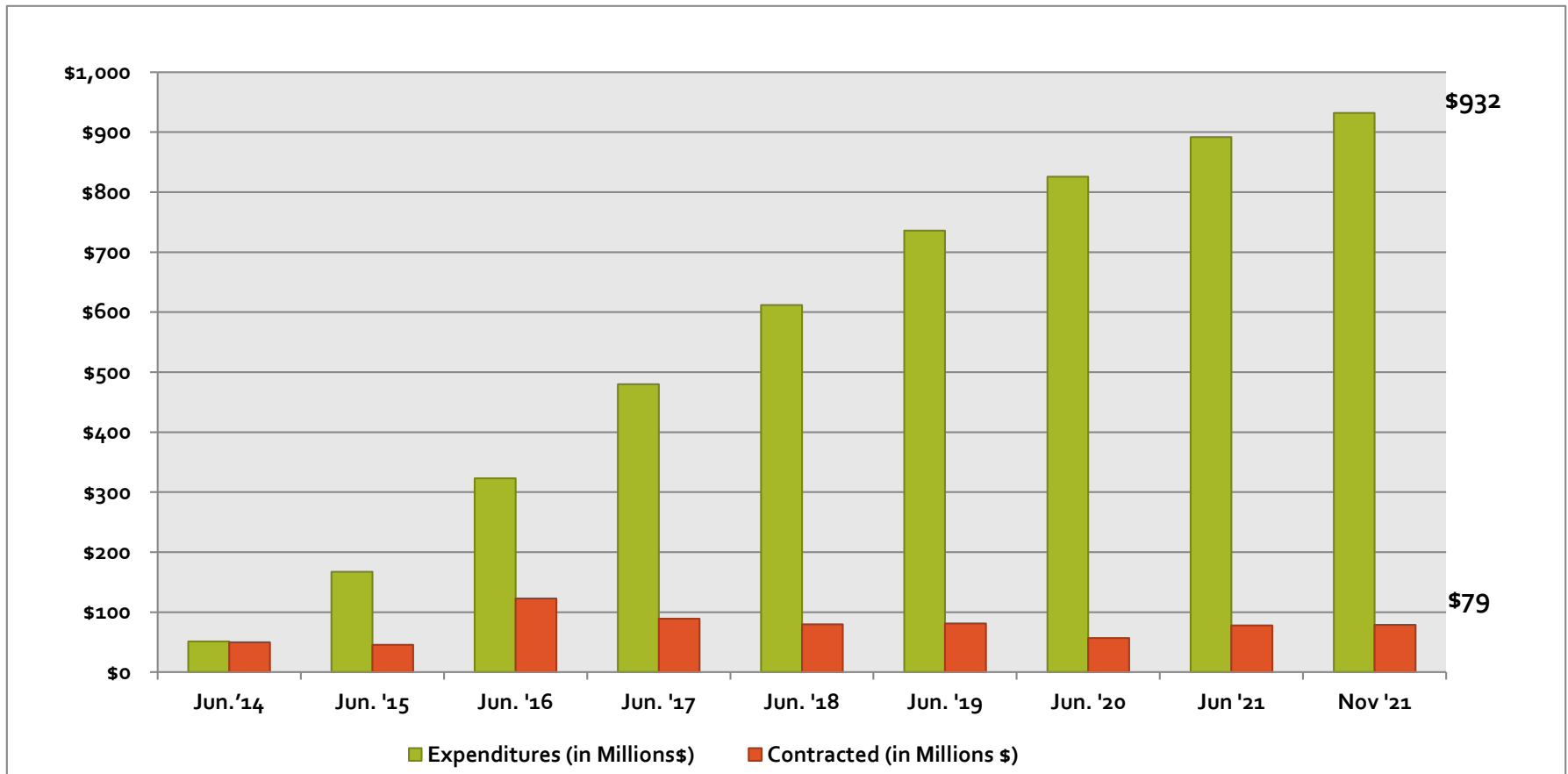


# GOB EXPENDITURES & CONTRACTED

As of November 28, 2021



Transaction Category	Jun. '14	Jun. '15	Jun. '16	Jun. '17	Jun. '18	Jun. '19	Jun. '20	Jun '21	Nov '21
Expenditures (in Millions\$)	\$51	\$167	\$323	\$480	\$612	\$736	\$826	\$892	\$932
Contracted (in Millions \$)	\$50	\$46	\$123	\$89	\$80	\$81	\$57	\$78	\$79





# QUARTERLY EXPENDITURES BY COST CATEGORY (AS OF 9/30/2021)



GOB Expenditures by Cost Category and Program Group through September 30, 2021

Cost Category Group Description	Facilities	Technology	Total Expenditures
Construction & Preconstruction Services	\$ 477,962,671.16	\$ 6,407,505.34	\$ 484,370,176.50
Direct Purchase of Construction Materials	\$ 130,066,070.08		\$ 130,066,070.08
Furniture Fixtures & Equipment	\$ 17,188,315.37	\$ 83,699,907.47	\$ 100,888,222.84
Architectural Engineering Services	\$ 53,826,694.85	\$ 24,182.62	\$ 53,850,877.47
Program Management Services	\$ 37,944,135.29	\$ 220,756.61	\$ 38,164,891.90
Maintenance Managed Projects	\$ 36,511,422.88	\$ 1,547,775.48	\$ 38,059,198.36
Abatement/Overhead	\$ 36,492,653.17	\$ 733,846.00	\$ 37,226,499.17
Building Code Compliance Services	\$ 10,548,067.22	\$ 11,009.00	\$ 10,559,076.22
Builders Risk Insurance	\$ 5,665,327.42	\$ 9,000.00	\$ 5,674,327.42
GOB Financial Services	\$ 4,593,406.93		\$ 4,593,406.93
Environmental Services	\$ 3,572,567.52		\$ 3,572,567.52
P/A Systems Services	\$ 3,034,233.94		\$ 3,034,233.94
Software	\$ 9,415.00	\$ 2,425,829.24	\$ 2,435,244.24
Custodial Reimbursement	\$ 1,250,554.72	\$ 20,576.12	\$ 1,271,130.84
Roofing	\$ 1,174,631.95		\$ 1,174,631.95
Printing Services	\$ 884,480.65	\$ 452.02	\$ 884,932.67
Advertising	\$ 446,419.88		\$ 446,419.88
Miscellaneous (e.g., Fire Watch, Rekeying, Security Services, Signs)	\$ 384,408.46		\$ 384,408.46
Utility Services	\$ 205,612.61	\$ 52,896.61	\$ 258,509.22
Photography Services	\$ 227,018.63	\$ 168.00	\$ 227,186.63
GOB Audit	\$ 188,500.00		\$ 188,500.00
Legal Services	\$ 129,453.17		\$ 129,453.17
Survey Services	\$ 116,372.63		\$ 116,372.63
Reimbursement	\$ 60,835.99		\$ 60,835.99
Test and Balance	\$ 56,459.84		\$ 56,459.84
Government Requirement	\$ 51,909.87		\$ 51,909.87
Scheduling	\$ 51,327.58		\$ 51,327.58
Estimating Services	\$ 30,758.00		\$ 30,758.00
Print Media	\$ 25,958.13		\$ 25,958.13
Rental/Lease of Modular Units	\$ 19,611.24		\$ 19,611.24
<b>Total Expenditures</b>	<b>\$ 822,719,294.18</b>	<b>\$ 95,153,904.51</b>	<b>\$ 917,873,198.69</b>

Source: SAP

**SOURCE: SAP**  
**(FULL REPORTS POSTED ON GOB WEBSITE)**



# QUARTERLY EXPENDITURES

## BY vendor (excerpt-AS OF 9/30/2021)



GOB Expenditures by Vendor through September 30, 2021

Vendor	Total Expenditures	Micro Business Enterprise	Small Business Enterprise	Minority/Women Business Enterprise	Expired Certification Date
146 RESTORATION PLUS CORP	\$ 26,154.00	X		Hispanic American	8/10/2023
A & B HARDWARE/ WBR INC	\$ 89.84		X	Hispanic American	5/31/2022
A 1 DURAN ROOFING INC	\$ 892,373.02				
A 50 STAR FLAGS SIGNS	\$ 6,116.00				
A AFFORDABLE CARPET	\$ 92,561.73	X		Hispanic American	2/1/2023
A AN2 3 PPH & SUPPLY CO	\$ 35,135.30				
ABB UTILITIES SUPPLY INC	\$ 89,411.36				
A. FAIRNO TRUCKING, INC.	\$ 135,177.31				
AAA AUTOMATED DOOR REPAIR INC	\$ 8,581.74				
AAA FLAG & BANNER MFG CO	\$ 8,070.74				
AAA TOOL & SUPPLY	\$ 1,695.00				
AARON INDUSTRIAL SAFETY INC	\$ 4,012.60				
ABC IMAGING INC	\$ 11,545.60				
ABC SOUTH LUMBER &	\$ 14,663.10				
ABC SUPPLY CO INC	\$ 40,838.49				
ABC SUPPLY CO TOWN & CTRY	\$ 341,580.09				
AB & COMPANY, INC.	\$ 207.00				
ABOVE INTERIOR DISTRIBUTORS INC	\$ 246,855.77				
ACE SUPPLY, INC.	\$ 50,852.38				
ACAI ASSOCIATES INC	\$ 408,660.39				
ACCESS BUILDERS, INC.	\$ 44,150.00			Hispanic American	7/22/2022
ACCO BRANDS USA LLC	\$ 6,153.96				
ACCUAIR INC	\$ 11.00			Hispanic American	7/21/2024
ACCURATE DESIGN	\$ 3.97				
ACE EDUCATIONAL	\$ 3.97				
ACE Flooring Systems, Inc.	\$ 8.00		X	Hispanic American	10/19/2022
ACE PUMP & SUPPLY	\$ 1.00				
ACE SEWING & VACUUM CENTER	\$ 1.00				
ACOLIST DOORS &	\$ 276.00				
ACOLIST ENGINEERING CO OF FL	\$ 276.00				
ACTION SDB & LANDSCAPE CENTERS INC	\$ 96,101.10				
ACTION SUPPLY CO.	\$ 488,562.00				
ADP HVAC, LLC	\$ 15,584.63				
ADONEL CONCRETE & FMS OF SO F	\$ 1,247,423.60				
ADONEL CONCRETE PUMPING AND	\$ 61,654.63				
ADVANCE SECURITY GROUP, INC	\$ 520,471.31				
ADVANCED FIRE & SECURITY INC	\$ 6,508.84				
ADVANCED RECREATION INC	\$ 230,008.65				
AFP INDUSTRIES INC	\$ 4,480.51				
AFI INTERNATIONAL	\$ 2,840.00				
AIR CONTRACTING INC	\$ 239,822.70	X		Hispanic American	10/2/2022
AIRQUIST ENVIRONMENTAL INC	\$ 301,458.76			Women	12/22/2023
AJ DORA ALUMINUM & GLASS	\$ 58,508.96				
AJ AMERICAN PRICAT	\$ 90,780.00				
AJ COUNTY MUSIC INC	\$ 568,483.04				
AJ DAD LAWN MOWERS	\$ 1,295.88				
AJ FLORENDA CARPET INC	\$ 18,304.00				
AJ GREEN MAINTENANCE	\$ 436,437.93				
AJ POINTS DESIGN CORP	\$ 111,218.00	X		Hispanic American	2/9/2024
AJ TACK & SHIPVING INC	\$ 25,788.18				
AJ SOUTH LIGHTING	\$ 18,614.18				
AJ SPECIALTY SALES INC	\$ 498,451.98				
AJ SQUEEZ ARCHITECTURE INC	\$ 1,850,741.28		X	Hispanic American	4/29/2023
AJ PUMPS INC	\$ 56,733.00				
AJ FID CONTROLS INC	\$ 100,083.38				
AJ FID INTERIOR PRODUCTS	\$ 217,510.38				
AJ FID PAPER COMPANY	\$ 116,682.42	X		Women	1/20/2024
AJ FID THEODORE OF FLORIDA	\$ 16,874.53				
AJ STEEL & CYCLUM	\$ 586,603.52				
AJ M MEDIA LLC	\$ 58,675.63				
AJ TA HOME REMODELING CO.	\$ 120,045.00	X		Hispanic American	4/20/2023
AMC USA	\$ 8,676.00				
AMC FOSTER WHEELER ENVIRONMENT &	\$ 52,761.64				
AMERICAN HARBOR IN CORPORATION	\$ 52,420.46				
AMERICAN HARBOR	\$ 270,577.28				
AMERICAN DISAL	\$ 53,338.35				
AMERICANANA INC	\$ 75,79.00				
AMI DISTRIBUTORS INC	\$ 5,606.44				

GOB Expenditures by Vendor through September 30, 2021

Vendor	Total Expenditures	Micro Business Enterprise	Small Business Enterprise	Minority/Women Business Enterprise	Expired Certification Date
WEST MUSIC COMPANY	\$ 39,630.70				
WHITE LOCK QUARRIES	\$ 299,632.23				
WHITLOCK	\$ 1,082,514.27				
WYNDHAM COMMUNICATIONS INC	\$ 466,671.14				
WYNDHAM COMMUNICATIONS SYSTEMS	\$ 126,787.50				
WYNDHAM COMMUNICATIONS SYSTEMS	\$ 3,089,234.55			Hispanic American	8/20/2023
WYNDHAM COMMUNICATIONS SYSTEMS	\$ 17,178.56				
WYNDHAM COMMUNICATIONS SYSTEMS	\$ 1,426,200.63				
WYNDHAM COMMUNICATIONS SYSTEMS	\$ 1,891.11				
WYNDHAM COMMUNICATIONS SYSTEMS	\$ 15,281,607.22				
WYNDHAM COMMUNICATIONS SYSTEMS	\$ 667,600.86				
WYNDHAM COMMUNICATIONS SYSTEMS	\$ 64,964.64				
WYNDHAM COMMUNICATIONS SYSTEMS	\$ 268,610.86		X		10/7/2023
WYNDHAM COMMUNICATIONS SYSTEMS	\$ 168,617.60				
WYNDHAM COMMUNICATIONS SYSTEMS	\$ 2,618.60				
WYNDHAM COMMUNICATIONS SYSTEMS	\$ 4,741,744.36				
Total Expenditures	\$ 917,879,198.69				



# QUARTERLY EXPENDITURES

## BY district/school/project#/cost category (as of 9/30/2021)




GOB Expenditures by Location / Project & Cost Category through September 30, 2021 - District 3

Location / Project Number / Cost Category	Total Expenditures
<b>0241</b>	<b>\$ 5,557,796.69</b>
<b>RUTH K BROAD/BAY HARBOR K-8</b>	
01295600	\$ 234,073.95
Abatement/Overhead	\$ 16,400.00
Architectural Engineering Services	\$ 23,908.04
Building Code Compliance Services	\$ 6,628.00
Construction & Preconstruction Services	\$ 154,676.00
Direct Purchase of Construction Materials	\$ 24,922.64
Environmental Services	\$ 5,840.55
Builders Risk Insurance	\$ 1,698.72
01306000	\$ 1,136,328.82
Abatement/Overhead	\$ 29,692.08
Architectural Engineering Services	\$ 6,618.71
Building Code Compliance Services	\$ 8,512.57
Construction & Preconstruction Services	\$ 8,512.57
Custodial Reimbursement	\$ 2,973.59
Direct Purchase of Construction Materials	\$ 4,088.16
Legal Services	\$ 252.50
Miscellaneous (e.g., Fire Watch, Rekeying, Security Services, Signs)	\$ 209.18
Photography Services	\$ 2,817.27
Printing Services	\$ 101,875.29
Program Management Services	\$ 5,775.18
Builders Risk Insurance	\$ 102,752.07
01344700	\$ 10,737.20
Construction & Preconstruction Services	\$ 92,014.87
Furniture Fixtures & Equipment	\$ 3,597,861.15
01439400	\$ 65,048.30
Abatement/Overhead	\$ 8,726.20
Advertising	\$ 438,753.28
Architectural Engineering Services	\$ 62,531.50
Building Code Compliance Services	\$ 761,029.43
Construction & Preconstruction Services	\$ 369.30
Custodial Reimbursement	\$ 1,852,621.31
Direct Purchase of Construction Materials	\$ 39,294.82
Environmental Services	\$ 246,288.09
Furniture Fixtures & Equipment	\$ 204.00
Miscellaneous (e.g., Fire Watch, Rekeying, Security Services, Signs)	\$ 2,490.35
Printing Services	\$ 95,592.91
Program Management Services	\$ 24,911.66
Builders Risk Insurance	\$ 114,570.39
01439401	\$ 4,631.80
Abatement/Overhead	\$ 106,679.00
P/A Systems Services	\$ 3,259.59
Program Management Services	\$ 56.00
01439402	\$ 56.00
Abatement/Overhead	\$ 56.00
01519600	\$ 336,106.91
Abatement/Overhead	\$ 18,991.21
Architectural Engineering Services	\$ 44,494.50
Construction & Preconstruction Services	\$ 272,621.20

**SOURCE: SAP**  
**(FULL REPORTS POSTED ON GOB WEBSITE)**





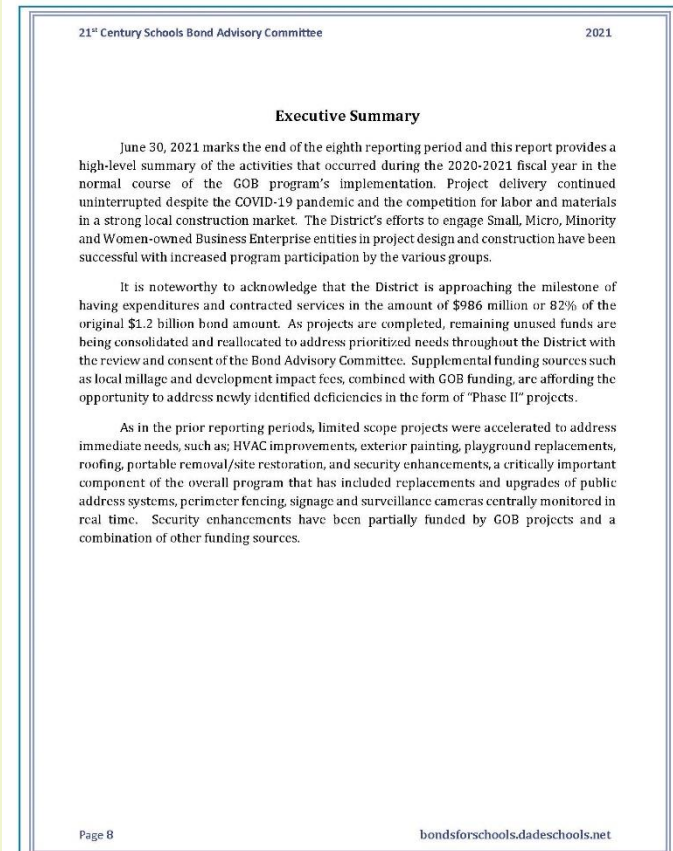

# OFFICE OF SCHOOL FACILITIES

## EIGHTH ANNUAL REPORT

---



# APPROVAL OF EIGHTH ANNUAL REPORT



The Eighth Annual Report is a high-level summary of GO Bond related activities undertaken during the period of July 1, 2020 through June 30, 2021 and was electronically disseminated prior to September 14, 2021.



# APPROVAL OF EIGHTH ANNUAL REPORT

It is recommended that the Eighth Annual Report be approved by the Committee for ultimate transmittal to the Board in “final” form once the Committee Chair’s letter is inserted in the document

**RECOMMENDED ACTION:**  
**APPROVE THE EIGHTH ANNUAL REPORT**





# OFFICE OF INSTRUCTIONAL TECHNOLOGY ACADEMICS AND INSTRUCTIONAL TECHNOLOGY

**Richard A. Benvenuti**

**Office of Instructional Technology**

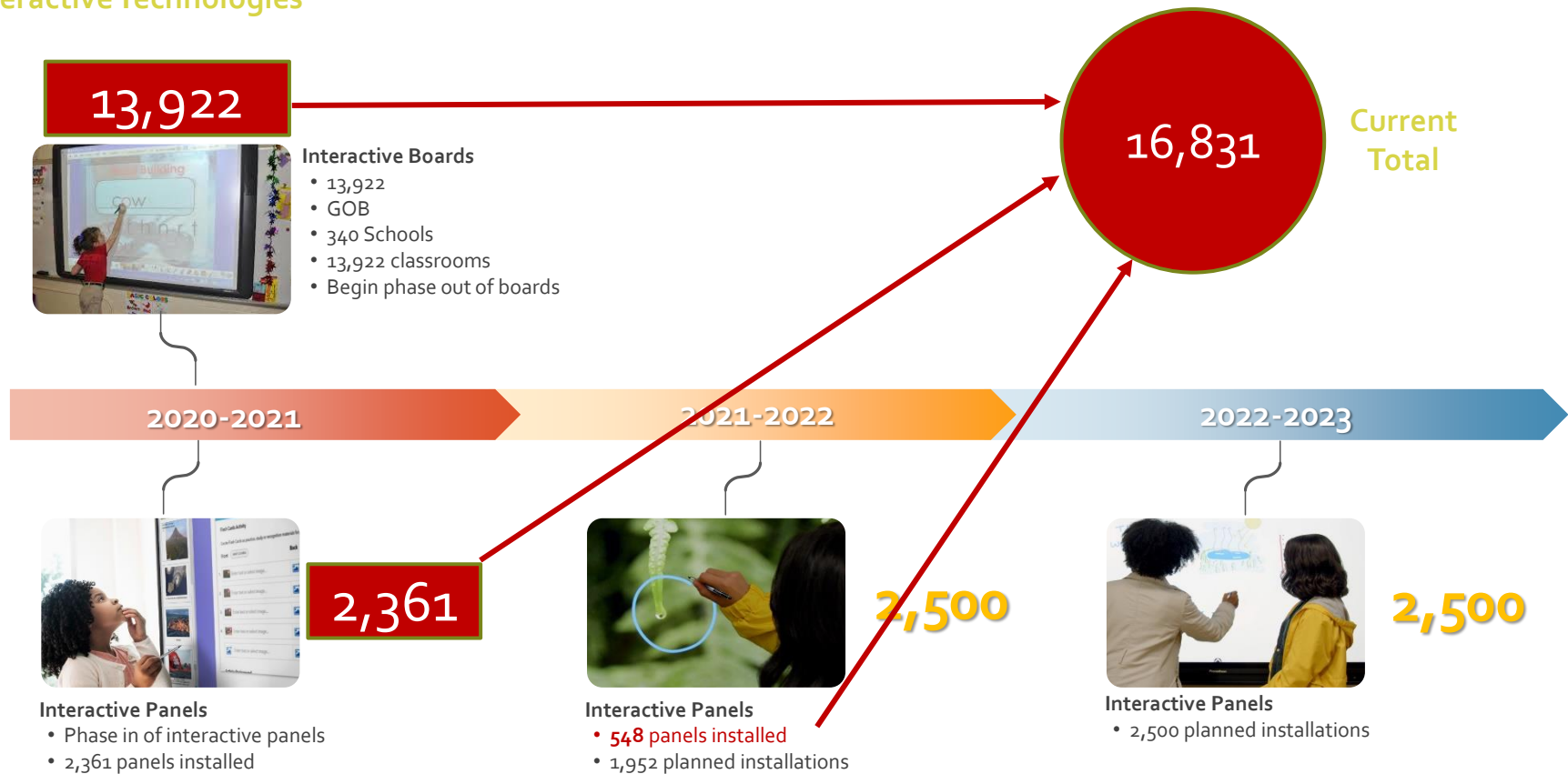
**305-995-2424**

**[rbenvenuti@dadeschools.net](mailto:rbenvenuti@dadeschools.net)**



# Digital Convergence: *Where are we now?*

## Interactive Technologies





# Digital Convergence: *Where are we now?*



## Mobile Devices

**130,000**



- 130,000 deployed as of 2020-2021

**50,000**



2020-2021

2021-2022

2022-2023

2023-2024



**70,000**



**50,000**





**Carl Nicoleau**  
School Operations  
305-995-4019  
[cnicoleau@dadeschools.net](mailto:cnicoleau@dadeschools.net)

# SCHOOL OPERATIONS WORK ORDER PROCESSES AND PROCEDURES

## Questions & Answers





# OFFICE OF ECONOMIC OPPORTUNITY

Jennifer D. Andreu

Jandreu@dadeschools.net

Assistant Superintendent, Equity & Diversity

M-DCPS Office of Economic Opportunity

oeo.dadeschools.net

305-995-1307



# Infographic: OEO's Impact Since 2013



**Office of  
Economic Opportunity**

A huge thank you to our vendors  
**Impact Since 2013**



**\$482.76M**

GOB SPENDING WITH  
SMALL/MICRO, M/WBE,  
AND VETERAN FIRMS



**185**

GRADUATED FIRMS  
IN OUR PROGRAMS



**528**

TOTAL NUMBER OF  
OUTREACH EVENTS



**1543**

SCHOOL SITE  
WORKFORCE REVIEWS

Data as of September 30, 2021



# GOB PRIME EXPENDITURES SUMMARY



## GOB Expenditures Breakdown by Certification Programs September 30, 2021

### Certified Expenditures Summary by Program

M/WBE Expenditures	\$471,167,163.97
MBE/SBE Expenditures	\$11,151,727.08
VBE Expenditures	\$440,193.61

### Certified Expenditures Summary by M/WBE Designation

African American Expenditures	\$48,858,309.12	10.37%
Asian American Expenditures	\$4,590,997.71	0.97%
Hispanic American Expenditures	\$403,441,646.69	85.63%
Women Expenditures	\$14,276,210.45	3.03%

*Total Certified Firms Expenditures*	\$482,759,084.66
--------------------------------------	------------------

***NOTE: Out of more than \$917.87M spent through September 30, 2021, 52.60% of all dollars were expended on local certified Small/Micro, Minority/Women and Veteran Businesses!***



# CERTIFICATION BY DESIGNATION AND INDUSTRY



TOTAL CERTIFICATIONS				TYPE OF COMPANY			
<i>FY 11-12 Benchmark</i>	<i>October 2021</i>	<i>November 2021</i>	BREAKDOWN OF CERTIFICATIONS	Construction	Goods & Services	Professional Services Non A/E	Professional Services A/E
40	165	165	African-American Female	19	110	35	1
128	217	218	African-American Male	71	101	26	20
0	14	14	Asian-American Female	2	7	2	3
0	27	26	Asian-American Male	3	9	1	13
78	214	215	Hispanic-American Female	70	102	15	28
207	417	416	Hispanic-American Male	193	130	24	69
0	1	1	Native-American Female	1	0	0	0
0	1	1	Native-American Male	1	0	0	0
104	99	103	Non-Minority Female	30	49	13	11
0	62	63	Non-Minority Male	23	26	8	6
0	10	10	Veteran Female	3	7	0	0
0	52	50	Veteran Male	12	28	7	3
<b>557</b>	<b>1279</b>	<b>1282</b>	<b>TOTAL</b>	<b>428</b>	<b>569</b>	<b>131</b>	<b>154</b>

As of November 30, 2021



# CONTRACTOR PRE-QUALIFICATION DASHBOARD



PREQUALIFIED FIRMS BY DISCIPLINE*	TOTAL	AA	A	NA	HA	NM	VBE	NC
Alarm Systems Contractor I	9	1	0	0	0	1	0	7
Alarm Systems Contractor II	4	0	0	0	1	0	0	3
Asbestos Contractor	5	0	0	0	1	1	0	3
Building Contractor	7	2	0	0	2	1	0	2
Class A Air Conditioning Contractor	13	1	0	0	4	1	0	7
Electrical Contractor	24	5	0	1	7	1	0	10
Engineering Contractor	1	0	0	0	0	1	0	0
Fire Equipment Dealer Contractor	1	0	0	0	0	0	0	1
Fire Protection Systems Contractor	5	1	0	0	1	0	0	3
General Contractor*	124	13	1	0	50	6	2	52
Glass Glazing Contractor	1	0	0	0	1	0	0	0
Gypsum Drywall Specialty Contractor	1	1	0	0	0	0	0	0
Irrigation Specialty Contractor	1	0	0	0	1	0	0	0
Mechanical Contractor	18	1	0	0	5	2	0	11
Mold Contractor	2	0	0	0	0	0	0	2
Plumbing Contractor	9	2	0	0	4	2	0	1
Pollutant Storage Systems Contractor	1	0	0	0	0	1	0	0
Registered Building Contractor	1	1	0	0	0	0	0	0
Registered Roofing Contractor	1	1	0	0	0	0	0	0
Roofing Contractor	18	1	0	0	7	0	0	9
Solar Contractor	1	0	0	0	0	0	0	1
Specialty Electrical Contractor	4	0	1	0	1	0	0	2
Underground Utility & Excavation	9	0	0	0	4	1	0	4
<b>Grand Total</b>	<b>260</b>	<b>30</b>	<b>2</b>	<b>1</b>	<b>89</b>	<b>18</b>	<b>2</b>	<b>118</b>

As of November 17, 2021

202	TOTAL PREQUALIFIED FIRMS As of November 17, 2021	
119	PREQUALIFIED M/WBE FIRMS	
	27	African American
	2	Asian American
	78	Hispanic American
	1	Native American
	11	Non-Minority Women
2	PREQUALIFIED VBE FIRMS	
42	PREQUALIFIED MBE FIRMS	
58	PREQUALIFIED SBE FIRMS	
85	NON-CERTIFIED FIRMS	

\*Some firms have more than one certification designation

Some firms have more than one discipline. Chart reflects disciplines by race.

**Key Legend:** AA – African American; A – Asian American; NA – Native American; HA – Hispanic American; NM - Non-Minority; VBE – Veteran Business Enterprise; NC – Non- Certified



# COMPLIANCE UPDATE



The OEO has reviewed from July 1, 2021 – November 30, 2021

- 49 School Board agenda items
- 27 Capital Improvement and Maintenance Projects (Assignments)
- Reviews Include:
  - Assessment of compliance on established SBE/MBE/MWBE/VBE goals
  - Confirming and verifying signed Letters of Intent on contract dollars awarded to SBE, MBE, MWBE, and VBE Sub-contractors
  - Confirming and verifying signed Memorandums of Understanding on contract dollars awarded to SBE, MBE, MWBE, and VBE Sub-consultants
  - Confirming and verifying SBE, MBE, MWBE, and VBE certification designations



# ON-SITE WORKFORCE REVIEWS UPDATE CURRENT FISCAL YEAR JULY 1, 2021 – NOVEMBER 30, 2021



## 218 REVIEWS WERE CONDUCTED

During On-site Workforce Reviews, OEO:

- **Conduct** - Prime and Sub-contractor worker interviews
- **Inspect** - Vendor badges for compliance with Jessica Lunsford Act
- **Verify** - Sub-contractors and Sub-consultants reporting in the M-DCPS Online Diversity Compliance System
- **Document** - Local workforce on the project through daily logs, interviews, and pictures
- **Complete** - On-site workforce reports for each project site visited



# RECENT OUTREACH EFFORTS & EVENTS



## **South Florida Anchor Alliance Regional Supplier Diversity Working Group**

**Wednesday, November 17, 2021**

**10:00 am – 11:00 am**

**Virtual Meeting**

## **Miami-Dade Chamber of Commerce - Members Meet Up**

**Tuesday, November 23, 2021**

**4:00 pm – 5:00 pm**

**Virtual Meeting**

## **Miami-Dade Chamber of Commerce - Members Meet Up**

**Tuesday, November 30, 2021**

**4:00 pm – 5:00 pm**

**Virtual Meeting**



# RECENT OUTREACH EFFORTS & EVENTS



## **South Florida Anchor Alliance Readiness Assessment Subcommittee**

**Thursday, December 2, 2021**

**10:00 am – 11:00 am**

**Virtual Meeting**

## **Miami-Dade Aviation Department Minority Affairs Division- Monthly Community Outreach Meeting**

**Friday, December 3, 2021**

**9:00 am – 10:00am**

**Virtual Meeting**

## **Office of the Mayor of Miami-Dade County: Morning Huddle**

**Friday, December 3, 2021**

**10:00 am – 10:45 am**

**Virtual and Online Broadcast**



# RECENT OUTREACH EFFORTS & EVENTS



**Miami-Dade Chamber of Commerce - Members Meet Up**

**Tuesday, December 7, 2021**

**4:00 pm – 5:00 pm**

**Virtual Meeting**

**South Florida Anchor Alliance Due Diligence Committee**

**Tuesday, December 7, 2021**

**11:30 am – 12:30 pm**

**Virtual Meeting**



# UPCOMING OUTREACH EFFORTS & EVENTS



**South Florida Anchor Alliance Capacity Building Subcommittee**

**Thursday, December 9, 2021**

**2:00 pm – 3:00 pm**

**Virtual Meeting**

**OEO Technical Tuesdays\***

**\*Every Tuesday from 10:00 am – 2:00 pm**

**Virtual Assistance**



**OPPORTUNITY IS KNOCKING**

**FOLLOW US!**

 **@MDCPSOEO**

OFFICE OF  
ECONOMIC OPPORTUNITY



# NEWS & NOTEWORTHY



## M-DCPS Champions of Change – October 20, 2021



Champions of Change

**Gold Winners**  
 Christina M. Eve Elementary  
 Miami Lakes Middle  
 Earlington Heights Elementary  
 Miami MacArthur Educational Center  
 Southwest Adult Center

**Silver Winners**  
 Pine Villa Elementary  
 South Hialeah Elementary  
 Hialeah Middle  
 Miami Coral Park Adult

**Bronze Winners**  
 Caribbean K-8 Center  
 Miami Springs Middle  
 Miami Gardens Elementary  
 Dorothy M. Wallace COPE Center  
 Miami Springs Adult



## OEO WINS SUNSHINE AWARD DEI CHAMPION OF THE YEAR – MIAMI-DADE COUNTY PUBLIC SCHOOLS SOUTH FLORIDA HISPANIC CHAMBER OF COMMERCE November 5, 2021





# Infographic: Mission, Initiatives & Outcomes OEO



## OFFICE OF ECONOMIC OPPORTUNITY

*Providing contracting opportunities for local businesses*

### Who We Are

The Office of Economic Opportunity (OEO) promotes the economic inclusion and growth of Small/Micro, Minority/Women, and Veteran Business Enterprises. We accomplish economic development and growth through certification, community outreach programs, contractor prequalification, and monitoring compliance activities. In addition, the OEO continues an ongoing collaboration with other public and private stakeholders to promote a more vibrant and inclusive local marketplace that maximizes future economic opportunities. We strive to ensure that local S/MBE's, M/WBE's, and VBE's have the best opportunity to do business with Miami-Dade County Public Schools and have an equal opportunity in all phases of the contracting process. The OEO currently operates under School Board Policy 6320.02 and the OEO Administrative Procedures Manual.

CERTIFICATION | CONTRACTOR PREQUALIFICATION | COMPLIANCE  
COMMUNITY OUTREACH | TECHNICAL ASSISTANCE

### OEO HIGHLIGHTS

#### SCHOOLS



**472**  
MIAMI-DADE  
COUNTY PUBLIC  
SCHOOLS

NATION'S 4TH  
LARGEST SCHOOL  
DISTRICT

#### SPEND



**\$482.76M**  
EXPENDITURES

GOB SPENDING  
WITH CERTIFIED  
FIRMS

#### GRADUATION



**185**  
BUSINESSES

GRADUATED  
FIRMS IN OUR  
PROGRAMS

### CONNECT



@MDCPSOEO



o eo.dadeschools.net

### ENGAGE HOW YOU CAN GET INVOLVED WITH US

Technical Tuesday

Business Technical  
Assistance Seminars

Social Media & Virtual events

South Florida Business  
Directory & Resource Guide

Small Business Outreach Events

### BUY LEARN WHAT WE DO



#### Goods & Services

Equipment • Furniture • Janitorial • Security •  
Information Technology • Transportation • Food •  
Hauling of Goods



#### Construction

Construction Services • Job Order Contracts •  
Construction Specialty Trades



#### Professional Services (A/E)

Architecture • Professional Engineering •  
Landscape Architecture • Surveying •  
Mapping



#### Professional Services (Non-A/E)

Asbestos Consultants • Program Management •  
Geotechnical • Construction Materials Testing •  
Environmental Services

### CERTIFICATIONS

SBE/MBE

**1122**

Small Business Enterprise &  
Micro Business Enterprise  
Program

M/WBE

**1164**

Minority/Women Business  
Enterprise Program

VBE

**61**

Veteran Business Enterprise  
Program

Data as of September 30, 2021

### INTERLOCAL AGREEMENTS

**SMALL/MICRO**

U.S Small Business  
Administration  
Miami-Dade County  
Miami Dade College

**M/WBE**

Florida Office of Supplier  
Diversity

**VBE**

Florida Office of Supplier  
Diversity



# Infographic: Increasing the Number of Firms in Targeted Industries



Calling All Local Business Owners

## LET US PREPARE YOU FOR FUTURE OPPORTUNITIES

### OFFICE OF ECONOMIC OPPORTUNITY

Impact Since 2013



● **\$482.76M**  
GENERAL OBLIGATION BOND (GOB)  
TOTAL SPENDING WITH  
SMALL/MICRO, MINORITY/WOMEN,  
AND VETERAN FIRMS



● **185**  
GRADUATED FIRMS IN OUR  
PROGRAMS



● **528**  
TOTAL NUMBER OF OUTREACH  
EVENTS



● **1543**  
SCHOOL SITE WORKFORCE  
REVIEWS

**FOR MORE INFORMATION ON  
BECOMING A VENDOR, GETTING  
CERTIFIED AS A SMALL/MICRO,  
MINORITY/ WOMEN, AND VETERAN  
BUSINESS ENTERPRISE, OR BECOMING  
PREQUALIFIED TO DO PRIME  
CONSTRUCTION GOB WORK, CONTACT  
US TODAY!**

**Website:**  
[oeo.dadeschools.net](http://oeo.dadeschools.net)

**Email:**  
[oeo@dadeschools.net](mailto:oeo@dadeschools.net)

**Phone:**  
**(305) 995 - 1307**

**Address:**  
**1450 NE 2nd Avenue  
Suite 428  
Miami, FL 33132**

**Stay Connected:**  
**@MDCPSOEO**



### CONSTRUCTION & A/E PROFESSIONAL SERVICES NIGP

**CODES NEEDED:**  
**SUPPORTING OUR GOB PROGRAM**

- 91240 - Demolition Services
- 91438 - Electrical
- 91244 - Excavation Services
- 91276 - Striping Streets, Parking Facilities, Lane Div
- 91200 - Construction Services
- 91430 - Concrete
- 91457 - Metal Work
- 77000 - Roofing Materials & Supplies
- 91051 - Masonry, Concrete & Stucco Maintenance
- 90932 - Doors & Windows
- 90900 - Building Construction Services
- 93153 - Lighting Fixtures Maintenance & Repair
- 91450 - Heating, Ventilating & Air Conditioning
- 90600 - Architectural Services, Professional
- 92500 - Engineering, Professional

### GOODS & SERVICES NIGP CODES NEEDED:

- 95294 - Transportation Services
- 91059 - Pest Control Services
- 91013 - Elevator Installation, Maintenance, Repair  
& Inspection Services
- 91869 - Insurance Consultants
- 37500 - Foods: Bakery
- 38000 - Foods: Dairy
- 38500 - Foods: Frozen
- 39000 - Foods: Perishable
- 94600 - Financial Services
- 95300 - Insurance and Insurance Services
- 42500 - Furniture: Office
- 96149 - Legal Services, Attorneys
- 34000 - Fire Protection Equipment and Supplies
- 20400 - Computer Hardware
- 98800 - Roadside, Grounds, Recreational, and Park  
Area Services (Landscaping)

Data as of September 30, 2021

Alberto M. Carvalho, Superintendent of Schools



## **2022 Meeting Dates**


**March 15, 2022**

**June 14, 2022**

**September 6, 2022**

**December 6, 2022**





# **UPCOMING MEETING: Next Regular Meeting**

**March 15, 2022**