

21ST CENTURY SCHOOLS BOND ADVISORY COMMITTEE



September 14, 2021



OFFICE OF SCHOOL FACILITIES GOB UPDATE

Raul F. Perez

Office of School Facilities

305-995-1607

rperez6@dadeschools.net

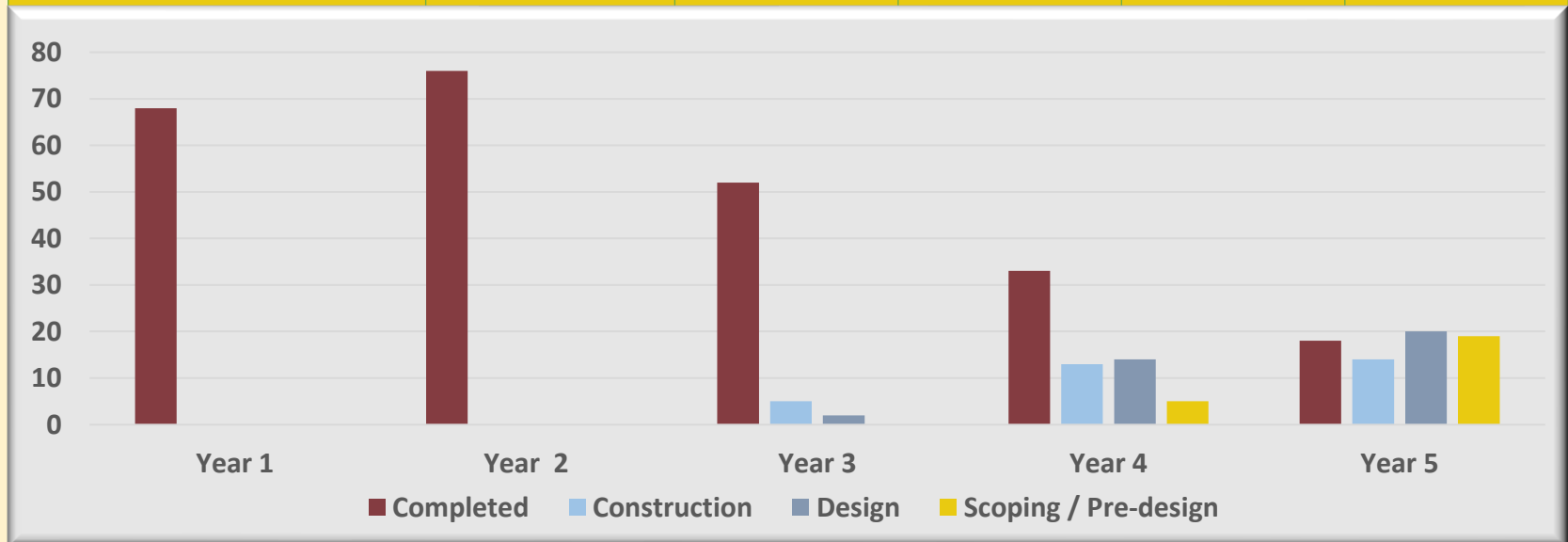
construction.dadeschools.net

GOB PROJECT UPDATE

Project Status as of June 30, 2021



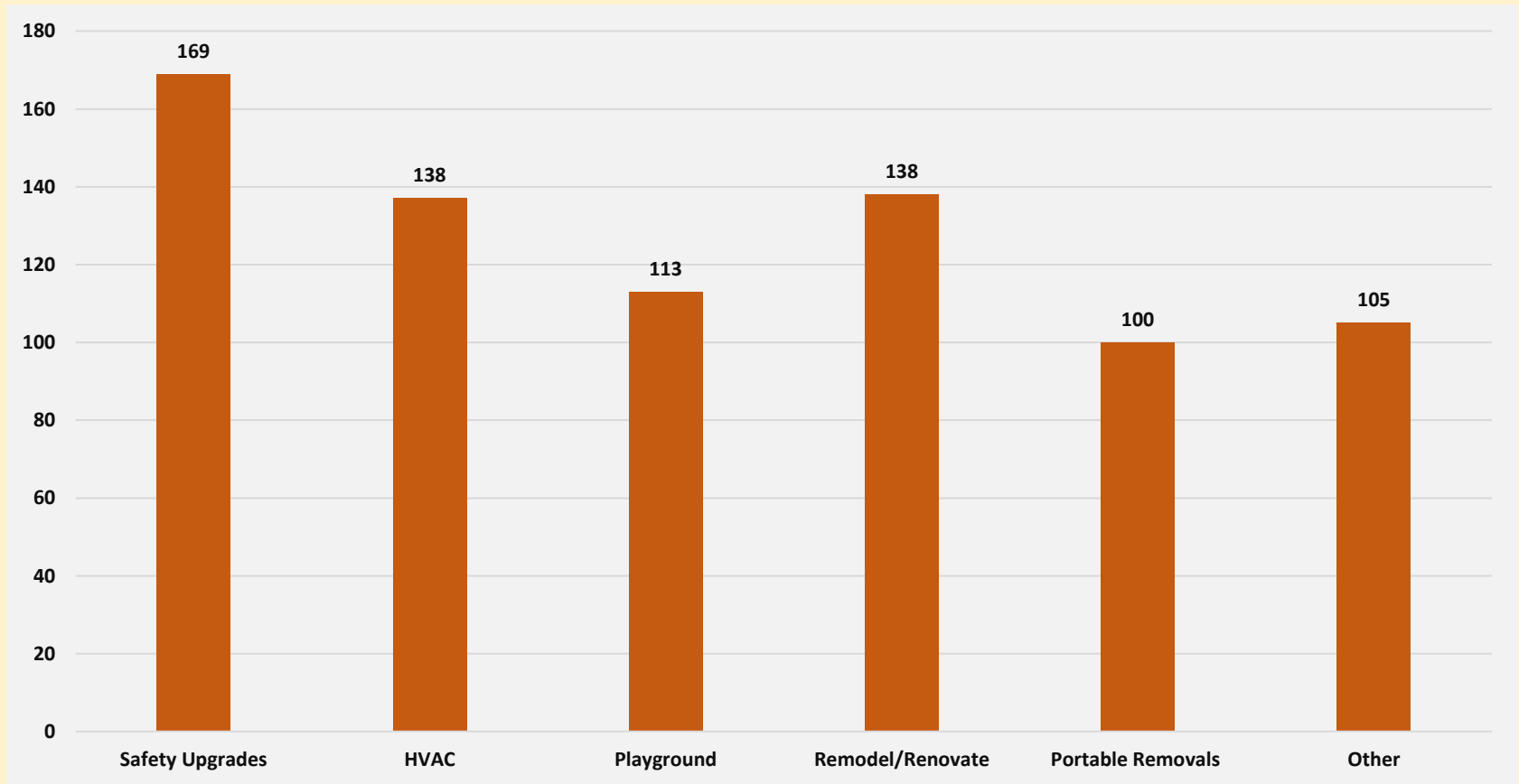
	YEAR 1	YEAR 2	YEAR 3	YEAR 4	YEAR 5
COMPLETED	68	76	52	33	18
CONSTRUCTION			5	13	14
DESIGN			2	14	20
SCOPING / PRE-DESIGN				5	19
TOTAL	68	76	59	65	71



GOB PROJECT UPDATE



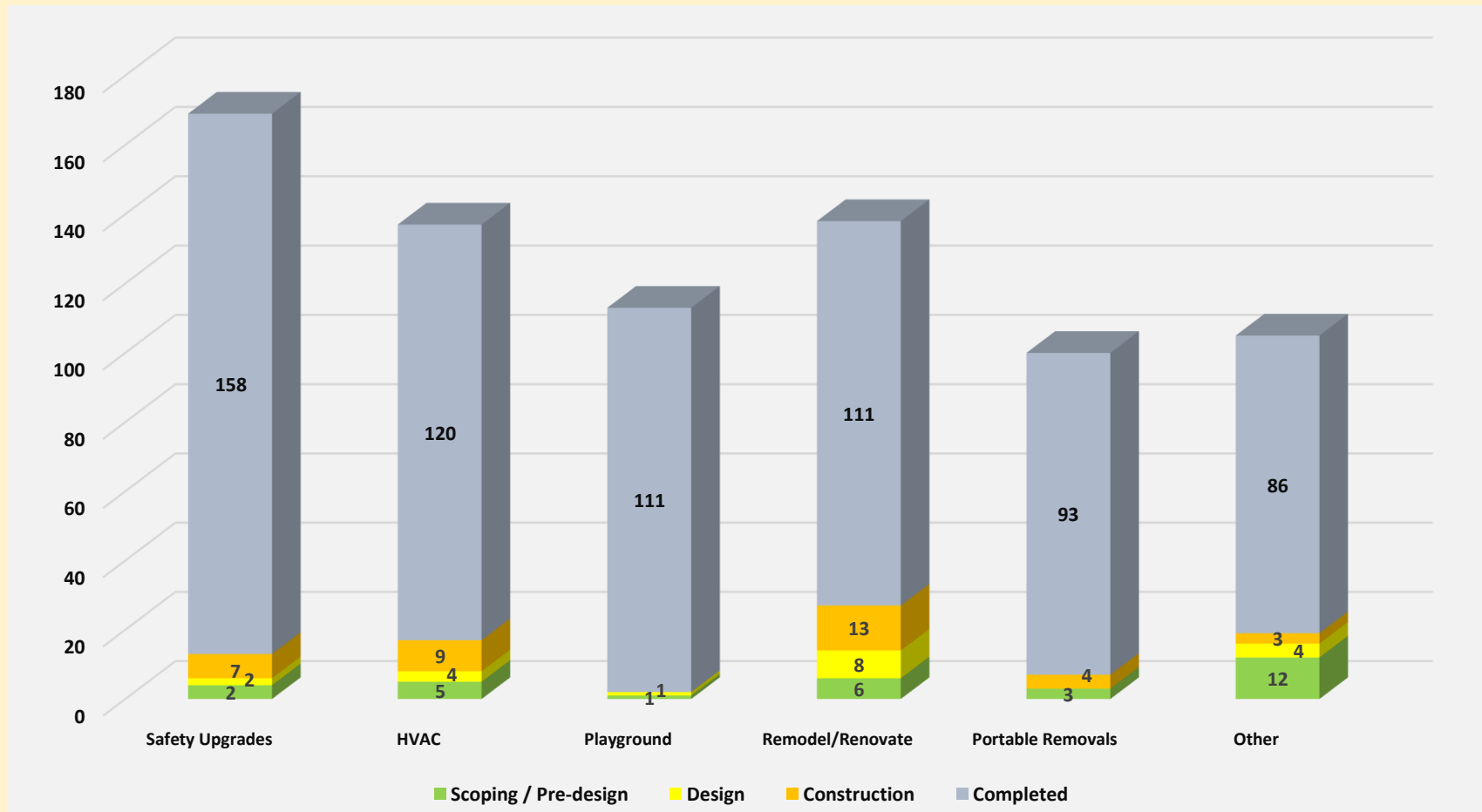
Accelerated/Complimentary Scope Projects by Category As of June 30, 2021



GOB PROJECT UPDATE



Accelerated/Complimentary Scope Projects by Status As of June 30, 2021

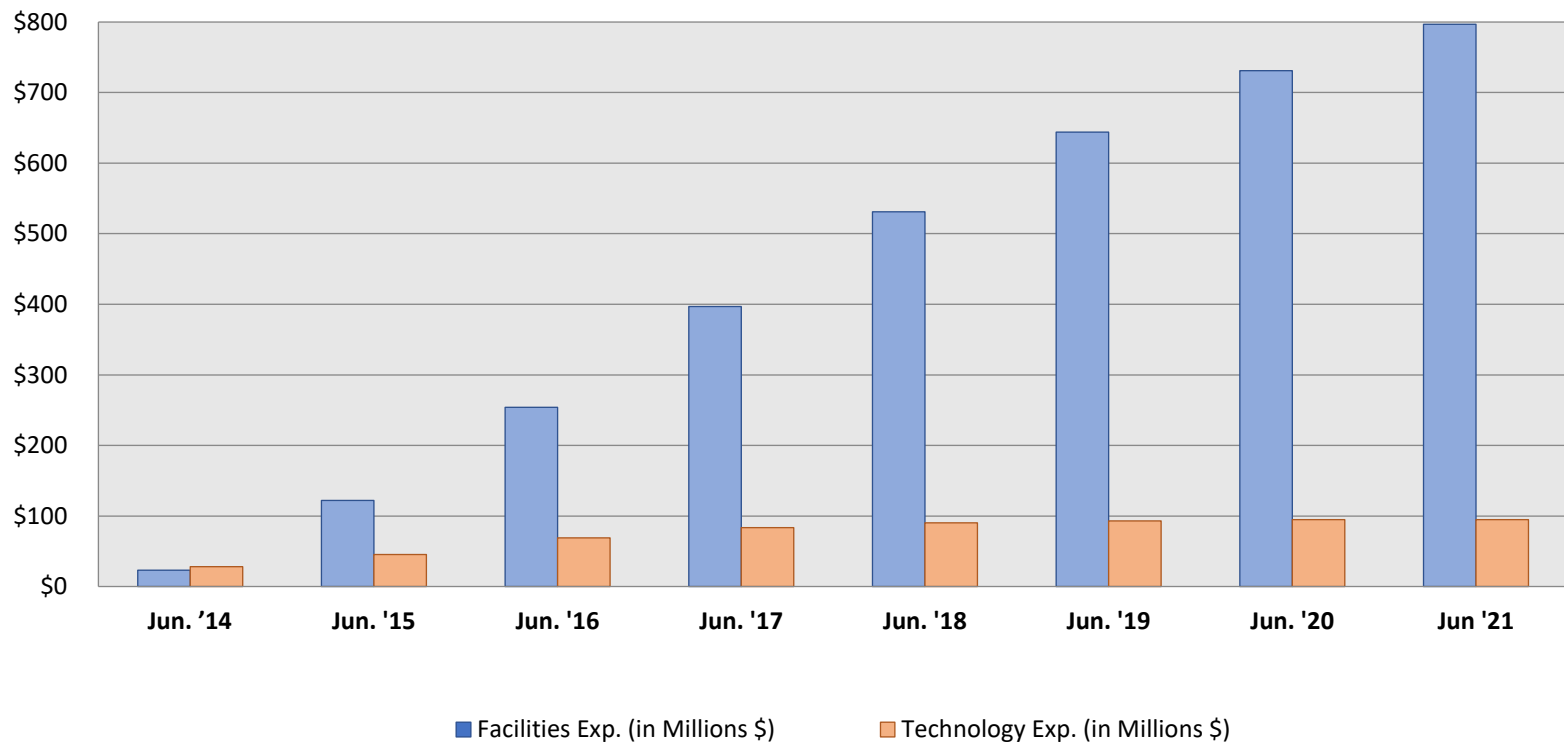


GOB EXPENDITURES

As of June 30, 2021



Transaction Category	Jun. '14	Jun. '15	Jun. '16	Jun. '17	Jun. '18	Jun. '19	Jun. '20	Jun '21
Facilities Exp. (in Millions \$)	\$23	\$122	\$254	\$397	\$531	\$644	\$731	\$797
Technology Exp. (in Millions \$)	\$28	\$45	\$69	\$83	\$90	\$93	\$95	\$95

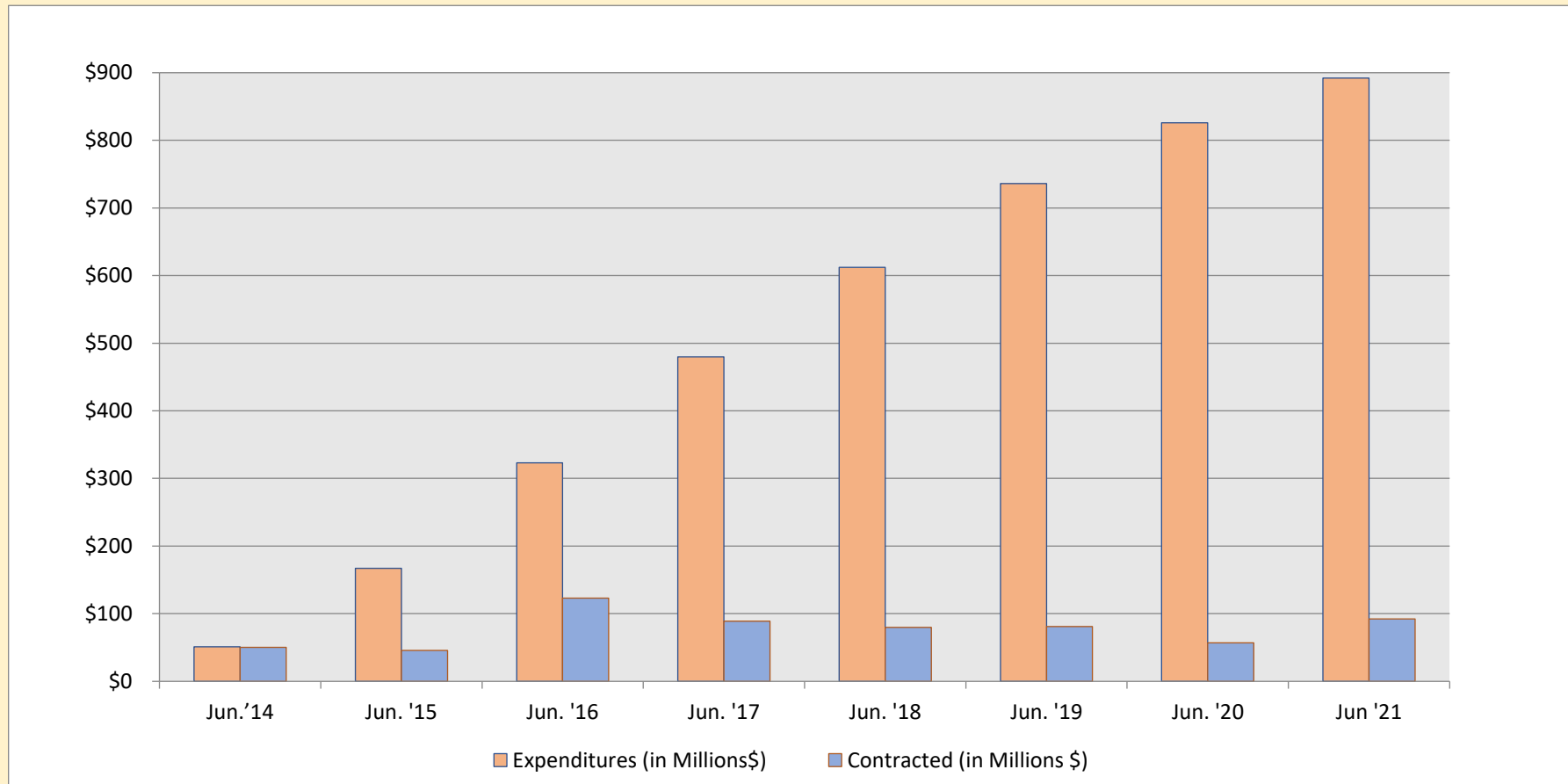


GOB EXPENDITURES & CONTRACTED

As of June 30, 2021



Transaction Category	Jun.'14	Jun. '15	Jun. '16	Jun. '17	Jun. '18	Jun. '19	Jun. '20	Jun '21
Expenditures (in Millions \$)	\$51	\$167	\$323	\$480	\$612	\$736	\$826	\$892
Contracted (in Millions \$)	\$50	\$46	\$123	\$89	\$80	\$81	\$57	\$92



QUARTERLY EXPENDITURES

by COST CATEGORY (as of 6/30/2021)



GOB Expenditures by Cost Category and Program Group as of June 30, 2021

Cost Category Group Description	Facilities	Technology	Total Expenditures
Construction & Preconstruction Services	\$ 465,184,300.20	\$ 6,401,676.36	\$ 471,585,976.56
Direct Purchase of Construction Materials	\$ 125,227,106.47		\$ 125,227,106.47
Furniture Fixtures & Equipment	\$ 16,543,454.09	\$ 83,699,907.47	\$ 100,243,361.56
Architectural Engineering Services	\$ 52,798,178.77	\$ 24,182.62	\$ 52,822,361.39
Program Management Services	\$ 37,560,787.02	\$ 220,756.61	\$ 37,781,543.63
Maintenance Managed Projects	\$ 35,645,744.20	\$ 1,547,775.48	\$ 37,193,519.68
Abatement/Overhead	\$ 32,615,041.97	\$ 733,846.00	\$ 33,348,887.97
Building Code Compliance Services	\$ 10,328,462.11	\$ 11,009.00	\$ 10,339,471.11
Builders Risk Insurance	\$ 5,485,075.42	\$ 9,000.00	\$ 5,494,075.42
GOB Financial Services	\$ 4,593,406.93		\$ 4,593,406.93
Environmental Services	\$ 3,387,434.73		\$ 3,387,434.73
P/A Systems Services	\$ 3,184,103.14		\$ 3,184,103.14
Software	\$ 9,415.00	\$ 2,425,829.24	\$ 2,435,244.24
Custodial Reimbursement	\$ 1,249,816.34	\$ 20,576.12	\$ 1,270,392.46
Roofing	\$ 1,174,631.95		\$ 1,174,631.95
Printing Services	\$ 882,918.70	\$ 452.02	\$ 883,370.72
Advertising	\$ 423,421.76		\$ 423,421.76
Miscellaneous (e.g., Fire Watch, Rekeying, Security Services, Signs)	\$ 371,269.18		\$ 371,269.18
Utility Services	\$ 204,519.61	\$ 52,896.61	\$ 257,416.22
Photography Services	\$ 225,712.18	\$ 168.00	\$ 225,880.18
GOB Audit	\$ 188,500.00		\$ 188,500.00
Legal Services	\$ 128,463.67		\$ 128,463.67
Survey Services	\$ 92,846.99		\$ 92,846.99
Reimbursement	\$ 59,935.99		\$ 59,935.99
Test and Balance	\$ 56,459.84		\$ 56,459.84
Government Requirement	\$ 51,909.87		\$ 51,909.87
Scheduling	\$ 44,077.76		\$ 44,077.76
Estimating Services	\$ 30,758.00		\$ 30,758.00
Print Media	\$ 25,958.13		\$ 25,958.13
Rental/Lease of Modular Units	\$ 19,611.24		\$ 19,611.24
Total Expenditures	\$ 797,793,321.26	\$ 95,148,075.53	\$ 892,941,396.79

Source: SAP

SOURCE: SAP
(FULL REPORTS POSTED ON GOB WEBSITE)

QUARTERLY EXPENDITURES by VENDOR (excerpt-as of 6/30/2021)



Vendor	Total Expenditures	Micro Business Enterprise	Small Business Enterprise	Minority/Women Business Enterprise	Expired Certification Date
146 RESTORATION PLUS CORP	\$ 11,305.00	X		Hispanic American	6/10/2023
A & B HARDWARE/LUMBER INC	\$ 937.84		X	Hispanic American	5/31/2022
A1 DURAM ROOFING INC	\$ 982,373.02				
A 50 STAR FLAGS SIGNS	\$ 6,116.00				
A AFFORDABLE CARPET	\$ 92,561.73	X		Hispanic American	2/1/2022
A AND B PIPE & SUPPLY CO	\$ 35,135.30				
AA&B UTILITIES SUPPLY INC	\$ 76,770.31				
A. TALERO TRUCKING, INC.	\$ 135,177.31				
AAA AUTOMATED DOOR REPAIR INC	\$ 8,581.74				
AAA FLAG & BANNER MFG CO	\$ 9,070.74				
AAA TOOL & SUPPLY	\$ 1,095.60				
AARON INDUSTRIAL SAFETY INC	\$ 4,012.60				
AIC IMAGING INC	\$ 11,545.60				
ABC SUPPLY CO INC	\$ 40,838.49				
ABC SUPPLY CO.TOWN & CTRY	\$ 341,590.09				
ABE & COMPANY, INC.	\$ 207.00				
ABOVE INTERIOR DISTRIBUTORS INC	\$ 228,476.39				
ACT SUPPLY, INC.	\$ 50,952.38				
ACAI ASSOCIATES INC.	\$ 408,660.39				
ACCESS BUILDERS, INC.	\$ 44,150.00			Hispanic American	7/22/2022
ACCO BRANDY USA LLC	\$ 6.00				
ACCUAIR INC	\$ 11,279.00	X			
ACCURATE DESIGN	\$ 83,500.00	X		Hispanic American	8/30/2021
ACE EDUCATIONAL	\$ 3,975.37				
ACE Flooring Systems, Inc.	\$ 8,249.45		X	Hispanic American	10/18/2022
ACE PUMP & SUPPLY	\$ 3,700.74				
ACE SEWING & VACUUM CENTER	\$ 1,055.92				
ACDUST DOORS &	\$ 7,000.00				
ACDUST ENGINEERING CO OF FL	\$ 2,000.00				
ACTION SOB & LANDSCAPE CENTER INC	\$ 95,052.50				
ACTION SUPPLY CO.	\$ 488,567.00				
ADONEL CONCRETE & FINISH OF SOF	\$ 1,247,423.60				
ADONEL CONCRETE PUMPING AND	\$ 61,044.63				
ADVANCE SECURITY GROUP ENTERPRISE	\$ 503,522.72				
ADVANCED FIRE & SECURITY	\$ 6,508.84				
ADVANCED RECREATIONAL CO	\$ 230,008.64				
AFP INDUSTRIES INC	\$ 4,480.51				
AGI INTERNATIONAL INC	\$ 2,940.00				
AIR CONTRACTING &	\$ 213,662.00	X		Hispanic American	10/2/2022
AIRQUEST ENVIRONMENTAL, INC.	\$ 301,459.76			Hispanic American	12/22/2023
ALDORA ALUMINUM & GLASS	\$ 58,308.96				
ALL AMERICAN PRECAST	\$ 88,178.00				
ALL COUNTY MUSIC INC	\$ 568,483.44				
ALL DASH LAWN MOWERS	\$ 1,295.88				
ALL FLORIDA CARPET INC	\$ 18,304.00				
ALL GREEN NURSERY	\$ 409,920.56				
ALL POINTS DESIGN CORP	\$ 111,218.00	X		Hispanic American	2/9/2024
ALL RACK & SHELVING INC	\$ 20,786.18				
ALL SOUTH LIGHTNING PROTECTION	\$ 12,128.81				
ALL SPECIALTY SALES INC	\$ 401,808.40				
ALLEGUEZ ARCHITECTURE INC	\$ 1,769,527.24		X	Hispanic American	4/29/2023
ALLI PUMPS INC	\$ 56,233.00				
ALLIED CONTROLS INC	\$ 100,083.38				
ALLIED INTERIOR PRODUCTS	\$ 217,510.38				
ALLIED PAPER COMPANY	\$ 116,682.82	X		Non-Minority Female	1/20/2021
ALLIED TRUCKING OF FLORIDA	\$ 39,976.53				
ALLSTEEL & GYPSUM	\$ 530,575.19				
ALM MEDIA LLC	\$ 55,115.35				
ALTA HOME REMODELING CO.	\$ 116,459.00	X		Hispanic American	4/20/2023
AMDI USA	\$ 8,676.00				
AMC FOSTER WHEELER ENVIRONMENT &	\$ 52,761.64				
AMERICAN HARBOR CORPORATION	\$ 32,407.44				
AMERICAN IMPACT	\$ 205,372.08				
AMERICAN OCEAN	\$ 53,338.35				
AMERICAN INC	\$ 7,576.00				

Vendor	Total Expenditures	Micro Business Enterprise	Small Business Enterprise	Minority/Women Business Enterprise	Expired Certification Date
TWC SERVICES INC	\$ 17,794.08				
TYCO FIRE & SECURITY	\$ 1,208,464.18				
U.S. BANK NATIONAL ASSOCIATION	\$ 1,000.00				
UNION METAL CORPORATION	\$ 32,045.00				
UNIQUE CONSTRUCTION, INC.	\$ 143,087.63				
UNITTECH BUILDERS CORP	\$ 12,613,244.55			Hispanic American	11/1/2022
UNITED ARCHITECTS INC	\$ 93,556.35				
UNITED DATA TECHNOLOGIES	\$ 50,007,053.68			Hispanic American	11/1/2022
UNITED REFRIGERATION INC - H&I	\$ 5,561.88				
UNITED RENTALS	\$ 3,930.00				
URS CORPORATION SOUTHERN	\$ 232,316.48				
US DENTAL DEPOT INC	\$ 4,689.18		X	Non-Minority Female	11/1/2022
US IMPACT SYSTEMS, INC.	\$ 182,657.79				
USA SHEET METAL INC.	\$ 16,700.00				
V & P CARPET SUPPLIES INC	\$ 5,399.25				
VALLEY JOIST	\$ 83,959.30				
VEITIA PADRON INC	\$ 41,451,332.36			Hispanic American	3/30/2024
VENTURE LOGISTICS	\$ 359,845.73				
VIRSA PRODUCTS INC	\$ 1,878.00				
VICTOR STANLEY, INC.	\$ 4,401.00				
VIRID MING CORP	\$ 769,000.00				
VULCANITE DIVISION OF NUCOR COR	\$ 15,000.00				
WALKER DESIGN & CONSTRUCT	\$ 11,000.00				
WARDS NATURAL SCIENCE EST LLC	\$ 14,470.00				
WANDUJ TILE INC	\$ 164,875.29				
WDR TECHNOLOGY	\$ 53,848.39				
WEATHERROL MAINTENANCE CORP	\$ 106,863.96			Hispanic American	5/4/2023
WINGRUB CORPORATION	\$ 253,786.75				
WEST MUSIC COMPANY	\$ 25.05				
WHITE ROCK QUARRIES	\$ 244,032.21				
WHITLOCK	\$ 1,082,974.27				
WINDSTREAM COMMUNICATIONS INC	\$ 466,671.14				
WITHERS/SLIDELATH RELOCATION SYSTEMS	\$ 126,787.50				
WOLFBERG/ALVAREZ & PARY	\$ 3,463,475.17			Hispanic American	8/20/2023
WORLD ELECTRIC SUPPLY INC	\$ 1,402,883.89				
WORTHINGTON DIRECT	\$ 1,841.11				
WSP USA, INC.	\$ 14,783,382.63				
XEROX AUDIO VISUAL SOLUTIONS	\$ 607,009.80				
XGRASS INC	\$ 64,594.04				
XPERT ELEVATOR	\$ 268,010.80		X		10/1/2023
YOK AP AMERICA INC	\$ 168,017.00				
ZIPP SPORTING GOODS	\$ 2,018.60				
ZYSOVICH INC	\$ 4,721,344.39				
Total Expenditures	\$ 892,941,296.79				

QUARTERLY EXPENDITURES

by district/school/project#/cost category (as of 6/30/2021)



GOB Expenditures by Location / Project & Cost Category as of June 30, 2021 - District 6

Location / Project Number / Cost Category	Total Expenditures
0121	\$ 2,766,915.77
AUBURNDALE ELEMENTARY	
00429900	\$ 60,352.46
Abatement/Overhead	\$ 3,561.19
Architectural Engineering Services	\$ 4,954.10
Building Code Compliance Services	\$ 2,467.00
Construction & Preconstruction Services	\$ 16,095.99
Direct Purchase of Construction Materials	\$ 32,980.00
Printing Services	\$ 294.18
01300800	\$ 457,082.24
Abatement/Overhead	\$ 34,431.12
Architectural Engineering Services	\$ 2,060.10
Building Code Compliance Services	\$ 45,831.60
Construction & Preconstruction Services	\$ 48,411.00
Direct Purchase of Construction Materials	\$ 59,998.00
Furniture Fixtures & Equipment	\$ 14,253.54
Maintenance Managed Projects	\$ 2,511.50
Miscellaneous (e.g., Fire Watch, Rekeying, Security Services, Signs)	\$ 254.09
Printing Services	\$ 3,178.80
Program Management Services	\$ 111,585.17
Builders Risk Insurance	\$ 17,566.37
01300801	\$ 212,785.28
Abatement/Overhead	\$ 7,398.13
Architectural Engineering Services	\$ 9,212.89
Building Code Compliance Services	\$ 5,100.00
Construction & Preconstruction Services	\$ 148,649.32
Direct Purchase of Construction Materials	\$ 27,358.68
Printing Services	\$ 34.45
Program Management Services	\$ 15,031.81
01300802	\$ 6,988.65
Abatement/Overhead	\$ 5,392.00
IT Systems Services	\$ (0.00)
Program Management Services	\$ 1,596.65
01300803	\$ 1,953,871.81
Abatement/Overhead	\$ 49,124.09
Architectural Engineering Services	\$ 7,618.00
Construction & Preconstruction Services	\$ 1,253,160.83
Custodial Reimbursement	\$ 6,568.55
Direct Purchase of Construction Materials	\$ 599,843.00
Legal Services	\$ 3,878.00
Miscellaneous (e.g., Fire Watch, Rekeying, Security Services, Signs)	\$ 21.50
Program Management Services	\$ 33,657.84
01300804	\$ 26,514.22
Construction & Preconstruction Services	\$ 1,662.41
Custodial Reimbursement	\$ 2,057.93
Environmental Services	\$ 14,490.26
Program Management Services	\$ 8,303.62

Source: SAP

1 of 27

SOURCE: SAP
(FULL REPORTS POSTED ON GOB WEBSITE)

OFFICE OF SCHOOL FACILITIES

EIGHTH ANNUAL REPORT



EIGHTH ANNUAL REPORT



EIGHTH ANNUAL REPORT

21st CENTURY SCHOOLS BOND ADVISORY COMMITTEE
2021



Herbert A. Ammons Middle School

21st Century Schools Bond Advisory Committee

2021

Best Practices - Planning and Design

As part of the continued rollout of the GOB program, the District has looked for ways to streamline project delivery and scope in several ways, including:

- ✦ Reuse of prototypical designs for new schools, replacements and additions, which reduces design time and associated costs. Recent examples include the repeat of the Comstock Elementary School three-story classroom building at Charles R. Drew K-8 Center, currently in design.
- ✦ Notable among the prototype additions is the reuse of the Air Base K-8 Center for International Education art and music suite at Myrtle Grove K-8 Center and Caribbean K-8 Center.
- ✦ Greater standardization of design in the renovation of existing facilities, particularly one-story finger-plan layouts using similar storefront designs and individual high efficiency classroom HVAC units.
- ✦ Grouping of like-size projects in terms of scope and budget for A/E and contractor solicitations. This has proven to achieve significant time savings and has been wholeheartedly embraced by proposers and the District alike.
- ✦ Maximum utilization of continuing Term Contracts for architectural/engineering professional services for construction contracts under \$2M construction cost. A request for qualifications for architects and contractors is currently in progress for contracts up to \$4M this year, allowing for further assignments of projects and further streamlining of the process. The extensive number of pre-selected firms are evaluated for performance and assigned projects aligned with their expertise. This process reduces the time to advertise for individual projects.

New buildings now include many more sustainable features, such as high reflective and solar-ready roofs, as well as high efficiency HVAC systems. The District's Design Criteria will target net-zero buildings for new schools and major additions.

Page 15

bondsforschools.dadeschools.net

The Eighth Annual Report is a high-level summary of GO Bond related activities undertaken during the period of July 1, 2020 through June 30, 2021 and was electronically disseminated prior to September 14, 2021.

EIGHTH ANNUAL REPORT



Main Sections:

- Committee governance and membership
- Executive Summary describing level of effort for projects in years 1 through 5, as well as accelerated scope
- S/MBE related activities specific to S/MBE and M/WBE project participation, efforts to pre-qualify contractors, and outreach and mentoring
- A general GO Bond program update highlighting accomplishments, lessons learned and audit update
- An overview of best practices employed to streamline project delivery and achieve cost efficiencies
- Financial activity, specifically expenditures and contracted amounts through June 30, 2021, and detail at the more micro level, including location, project and type of expenditure
- A project status summary for 1102 projects, which include main projects and accelerated/residual scope
- Committee meeting information for the reporting period, outreach events and press releases

EIGHTH ANNUAL REPORT

GOB Committee members:

- Have an opportunity to review the Annual Report and provide any comments for incorporation into the Final Report.;
- Received a hard copy on September 14th.

RECOMMENDED ACTION:

**ACCEPTANCE FOR REVIEW OF THE EIGHTH ANNUAL REPORT
TO BE APPROVED AT THE NEXT GOB BOND ADVISORY COMMITTEE MEETING**

OFFICE OF ECONOMIC OPPORTUNITY

Jennifer D. Andreu
M-DCPS Office of Economic Opportunity
305-995-1307
Jandreu@dadeschools.net
Assistant Superintendent, Equity & Diversity
oeo.dadeschools.net



Infographic: OEO's Impact Since 2013



**Office of
Economic Opportunity**

A huge thank you to our vendors
Impact Since 2013



\$472.82M

GOB SPENDING WITH
SMALL/MICRO, M/WBE,
AND VETERAN FIRMS



172

GRADUATED FIRMS
IN OUR PROGRAMS



492

TOTAL NUMBER OF
OUTREACH EVENTS



1437

SCHOOL SITE
WORKFORCE REVIEWS

Data as of June 30, 2021

GOB PRIME EXPENDITURES SUMMARY



GOB Expenditures Breakdown by Certification Programs June 30, 2021

Certified Expenditures Summary by Program

M/WBE Expenditures	\$461,614,828.86
MBE/SBE Expenditures	\$10,874,524.40
VBE Expenditures	\$335,367.61

Certified Expenditures Summary by M/WBE Designation

African American Expenditures	\$47,689,521.63	10.33%
Asian American Expenditures	\$4,584,919.10	0.99%
Hispanic American Expenditures	\$395,176,643.32	85.61%
Women Expenditures	\$14,163,744.81	3.07%

Total Certified Firms Expenditures	\$ 472,824,720.87
---	--------------------------

NOTE: Out of more than \$892.94M spent through June 30, 2021, 52.95% of all dollars were expended on local certified Small/Micro, Minority/Women and Veteran Businesses!

CERTIFICATION BY DESIGNATION AND INDUSTRY



TOTAL CERTIFICATIONS 3				TYPE OF COMPANY			
<i>FY 11-12 Benchmark</i>	<i>July 2021</i>	<i>August 2021</i>	BREAKDOWN OF CERTIFICATIONS	Construction	Goods & Services	Professional Services Non A/E	Professional Services A/E
40	155	155	African-American Female	18	108	28	1
128	218	218	African-American Male	71	105	21	21
0	13	13	Asian-American Female	2	7	2	2
0	27	27	Asian-American Male	3	9	1	14
78	205	208	Hispanic-American Female	69	99	13	27
207	402	409	Hispanic-American Male	186	133	22	68
0	1	1	Native-American Female	1	0	0	0
0	1	1	Native-American Male	1	0	0	0
104	95	96	Non-Minority Female	28	46	11	11
0	61	62	Non-Minority Male	21	26	8	7
0	11	10	Veteran Female	2	8	0	0
0	50	50	Veteran Male	12	28	6	4
557	1239	1250	TOTAL	414	569	112	155

As of August 23, 2021

CONTRACTOR PRE-QUALIFICATION DASHBOARD



PREQUALIFIED FIRMS BY DISCIPLINE*	TOTAL	AA	A	NA	HA	NM	VBE	NC
Alarm Systems Contractor I	9	1	0	0	0	1	0	7
Alarm Systems Contractor II	4	0	0	0	1	0	0	3
Asbestos Contractor	5	0	0	0	1	1	0	3
Building Contractor	7	1	0	0	2	1	1	2
Class A Air Conditioning Contractor	14	1	0	0	4	2	0	7
Electrical Contractor	22	4	0	1	7	1	0	9
Elevator Contractor	1	0	0	0	0	0	0	1
Engineering Contractor	1	0	0	0	0	1	0	0
Fire Equipment Dealer Contractor	1	0	0	0	0	0	0	1
Fire Protection Systems Contractor	5	1	0	0	1	0	0	3
General Contractor*	123	14	0	0	45	6	1	57
Gypsum Drywall Specialty Contractor	1	1	0	0	0	0	0	0
Irrigation Specialty Contractor	1	0	0	0	1	0	0	0
Mechanical Contractor	20	1	0	0	6	2	0	11
Mold Contractor	1	0	0	0	0	0	0	1
Plumbing Contractor	8	2	0	0	3	2	0	1
Pollutant Storage Systems Contractor	1	0	0	0	0	1	0	0
Registered Building Contractor	1	1	0	0	0	0	0	0
Registered Roofing Contractor	1	1	0	0	0	0	0	0
Roofing Contractor	17	1	0	0	7	0	0	9
Solar Contractor	1	0	0	0	0	0	0	1
Specialty Electrical Contractor	4	0	1	0	1	0	0	2
Underground Utility & Excavation	8	0	0	0	3	1	0	4
Grand Total	256	29	1	1	82	19	2	122

As of August 18, 2021

194	TOTAL PREQUALIFIED FIRMS <i>As of August 18, 2021</i>	
110	PREQUALIFIED M/WBE FIRMS	
	26	African American
	1	Asian American
	72	Hispanic American
	1	Native American
	10	Non-Minority Women
2	PREQUALIFIED VBE FIRMS	
39	PREQUALIFIED MBE FIRMS	
54	PREQUALIFIED SBE FIRMS	
86	NON-CERTIFIED FIRMS	

*Some firms have more than one certification designation

Some firms have more than one discipline. Chart reflects disciplines by race.

Key Legend: AA – African American; A – Asian American; NA – Native American; HA – Hispanic American; NM - Non-Minority; VBE – Veteran Business Enterprise; NC – Non- Certified

COMPLIANCE UPDATE



The OEO has reviewed from July 1, 2021 – August 31, 2021

- 14 School Board agenda items
- 8 Capital Improvement and Maintenance Projects (Assignments)
- Reviews Include:
 - Assessment of compliance on established SBE/MBE/MWBE/VBE goals
 - Confirming and verifying signed Letters of Intent on contract dollars awarded to SBE, MBE, MWBE, and VBE Sub-contractors
 - Confirming and verifying signed Memorandums of Understanding on contract dollars awarded to SBE, MBE, MWBE, and VBE Sub-consultants
 - Confirming and verifying SBE, MBE, MWBE, and VBE certification designations

ON-SITE WORKFORCE REVIEWS UPDATE CURRENT FISCAL YEAR JULY 1, 2021 – AUGUST 31, 2021



21 REVIEWS WERE CONDUCTED

During On-site Workforce Reviews, OEO:

- **Conduct** - Prime and Sub-contractor worker interviews
- **Inspect** - Vendor badges for compliance with Jessica Lunsford Act
- **Verify** - Sub-contractors and Sub-consultants reporting in the M-DCPS Online Diversity Compliance System
- **Document** - Local workforce on the project through daily logs, interviews, and pictures
- **Complete** - On-site workforce reports for each project site visited

RECENT OUTREACH EFFORTS & EVENTS



Miramar Economic & Business Development Department- BizFit Virtual Expo

Tuesday, August 10, 2021

1:00 pm – 8:00 pm

Interactive Virtual Fair

M-DCPS Vendor Certification Day Event

Tuesday, August 17, 2021

10:00 am – 3:00 pm

CPL- 525 NW 147th St. Miami, FL 33168

**Florida International University in Partnership with
M-DCPS Office of Economic Opportunity- Virtual Vendor Fair**

Thursday, August 19, 2021

1:00pm – 3:00 pm

Virtual Meeting

Miami-Dade Chamber of Commerce - Members Meet Up

Tuesday, August 24, 2021

4:00 pm – 5:00 pm

Virtual Meeting

RECENT OUTREACH EFFORTS & EVENTS



Florida State Minority Supplier Development Council: Meet the New Corporate Members

Thursday, August 26, 2021

10:00 am – 12:00 pm

Virtual Meeting

Enterprise Florida & America's SBDC - Minority & Small Business Boot Camp

Thursday, August 26, 2021

4:00 pm – 5:30 pm

Virtual Meeting

M-DCPS National Black Business Month Roundtable Talk

Thursday, August 26, 2021

4:00 pm – 5:30 pm

Virtual Meeting

City of Miramar - Community ThinkTank

Tuesday, August 31, 2021

1:00 pm – 2:00 pm

Virtual Meeting

RECENT OUTREACH EFFORTS & EVENTS



Miami-Dade Chamber of Commerce - Members Meet Up

Tuesday, September 7, 2021

4:00 pm – 5:00 pm

Virtual Meeting

**Minority Business Development Agency Export Center
U.S. Department of Commerce – Virtual Business Wednesday**

Wednesday, September 8, 2021

10:00 am

Virtual Meeting

**Florida State Minority Supplier Development Council - Corporate Supplier Diversity
Roundtable**

Thursday, September 9, 2021

10:00 am – 11:30 am

Virtual Meeting

**Miami-Dade Aviation Department Minority Affairs Division
Monthly Community Outreach Meeting**

Friday, September 10, 2021

9:00 am – 10:00 am

Virtual Meeting

UPCOMING OUTREACH EFFORTS & EVENTS



South Florida Anchor Alliance Regional Supplier Diversity Working Group

Wednesday, September 15, 2021

10:30 am – 11:30 am

Virtual Meeting

M-DCPS Vendor Certification Day Event

Thursday, September 16, 2021 (Tentative)

10:00 am – 3:00 pm

ITS-13135 SW 26th Street – Miami, FL 33175

Miami-Dade Chamber of Commerce - Members Meet Up

Tuesday, September 21, 2021

4:00 pm – 5:00 pm

Virtual Meeting

Miami-Dade Chamber of Commerce - Members Meet Up

Tuesday, September 28, 2021

4:00 pm – 5:00 pm

Virtual Meeting

UPCOMING OUTREACH EFFORTS & EVENTS



M-DCPS Celebrates Hispanic Heritage Month

Thursday, September 30, 2021

11:00 am – 12:00 pm

Virtual Meeting

OEO Technical Tuesdays*

***Every Tuesday from 10:00 am – 2:00 pm**

Virtual Assistance

NEWS & NOTEWORTHY



StartUPFIU
PROCUREMENT

SUCCEEDING IN GOVERNMENT PROCUREMENT

The government is required to award billions of dollars in grants and contracts every year. Are you planning to work with the government and want to get into contracting but don't know how to get started? A diverse group of panelists specialized in government contracting will answer your questions, provide tips, tools, and valuable information to help you embark on your journey.

THURSDAY, AUGUST 5
6:30PM TO 8:00PM
ZOOM EVENT

Office of Economic Opportunity
Presents
Certification Day
A one-stop event to get your Small/Micro or Minority/Women-Owned Business certified with M-DCPS.
Required RSVP by **Friday, August 13th, 2021**
Tuesday, August 17th, 2021
10:00 AM - 3:00 PM
Center for Professional Learning
525 NW 147th Street
Miami, FL 33168
RSVP link: www.mdcps.org/certification

OFFICE OF ECONOMIC OPPORTUNITY

SOUTH FLORIDA BLACK LEADERS VIRTUAL TABLE TALK
IN HONOR OF
NATIONAL BLACK BUSINESS MONTH

THURSDAY, AUGUST 26, 2021
4:00 P.M. VIA ZOOM

DANIELLA PIERRE President, NABCP Miami Dade
WAYNE MESSAM Partner & Firm Qualifier, Messam Construction
ANN MCNEILL Founder, National Association of Black Women in Construction
DWIGHT STEPHENSON CEO/Founder, D. Stephenson Construction

TOPICS

- Tips on how to acquire government contracts
- Find out about available resources from local organizations
- Learn about supporting Black-owned businesses
- Hear about the benefits of Certification

Q & A
Questions will be answered by our panelists.

FIRST TEN ATTENDEES
Will enter a raffle to win a special prize!

Discover upcoming M-DCPS Opportunities!

[REGISTER HERE](#)

Infographic: Mission, Initiatives & Outcomes OEO



OFFICE OF ECONOMIC OPPORTUNITY

Providing contracting opportunities for local businesses

Who We Are

The Office of Economic Opportunity (OEO) promotes the economic inclusion and growth of Small/Micro, Minority/Women, and Veteran Business Enterprises. We accomplish economic development and growth through certification, community outreach programs, contractor prequalification, and monitoring compliance activities. In addition, the OEO continues an ongoing collaboration with other public and private stakeholders to promote a more vibrant and inclusive local marketplace that maximizes future economic opportunities. We strive to ensure that local S/MBE's, M/WBE's, and VBE's have the best opportunity to do business with Miami-Dade County Public Schools and have an equal opportunity in all phases of the contracting process. The OEO currently operates under School Board Policy 6320.02 and the OEO Administrative Procedures Manual.

CERTIFICATION | CONTRACTOR PREQUALIFICATION | COMPLIANCE
COMMUNITY OUTREACH | TECHNICAL ASSISTANCE

OEO HIGHLIGHTS

SCHOOLS



472
MIAMI-DADE
COUNTY PUBLIC
SCHOOLS

NATION'S 4TH
LARGEST SCHOOL
DISTRICT

SPEND



\$472.82M
EXPENDITURES

GOB SPENDING
WITH CERTIFIED
FIRMS

GRADUATION



172
BUSINESSES

GRADUATED
FIRMS IN OUR
PROGRAMS

CONNECT



@MDCPSOEO



o eo.dadeschools.net

ENGAGE HOW YOU CAN GET INVOLVED WITH US

Technical Tuesday

Business Technical
Assistance Seminars

Social Media & Virtual events

South Florida Business
Directory & Resource Guide

Small Business Outreach Events

BUY LEARN WHAT WE DO



Goods & Services

Equipment • Furniture • Janitorial • Security •
Information Technology • Transportation • Food •
Hauling of Goods

Construction

Construction Services • Job Order Contracts •
Construction Specialty Trades

Professional Services (A/E)

Architecture • Professional Engineering •
Landscape Architecture • Surveying •
Mapping

Professional Services (Non-A/E)

Asbestos Consultants • Program Management •
Geotechnical • Construction Materials Testing •
Environmental Services

CERTIFICATIONS

SBE/MBE
1084

Small Business Enterprise &
Micro Business Enterprise
Program

M/WBE
1135

Minority/Women Business
Enterprise Program

VBE
62

Veteran Business Enterprise
Program

INTERLOCAL AGREEMENTS

SMALL/MICRO

U.S Small Business
Administration
Miami-Dade County
Miami Dade College

M/WBE


Florida Office of Supplier
Diversity

VBE

Florida Office of Supplier
Diversity

Data as of June 30, 2021

Infographic: Increasing the Number of Firms in Targeted Industries



Calling All Local Business Owners

LET US PREPARE YOU FOR FUTURE OPPORTUNITIES

OFFICE OF ECONOMIC OPPORTUNITY

Impact Since 2013



● **\$472.82M**
GENERAL OBLIGATION BOND (GOB)
TOTAL SPENDING WITH
SMALL/MICRO, MINORITY/WOMEN,
AND VETERAN FIRMS



● **172**
GRADUATED FIRMS IN OUR
PROGRAMS



● **492**
TOTAL NUMBER OF OUTREACH
EVENTS



● **1437**
SCHOOL SITE WORKFORCE
REVIEWS

**FOR MORE INFORMATION ON
BECOMING A VENDOR, GETTING
CERTIFIED AS A SMALL/MICRO,
MINORITY/ WOMEN, AND VETERAN
BUSINESS ENTERPRISE, OR BECOMING
PREQUALIFIED TO DO PRIME
CONSTRUCTION GOB WORK, CONTACT
US TODAY!**

Website:
oeo.dadeschools.net

Email:
oeo@dadeschools.net

Phone:
(305) 995 - 1307

Address:
**1450 NE 2nd Avenue
Suite 428
Miami, FL 33132**

Stay Connected:
@MDCPSOEO



CONSTRUCTION & A/E PROFESSIONAL SERVICES NIGP

CODES NEEDED: SUPPORTING OUR GOB PROGRAM

- 91240 - Demolition Services
- 91438 - Electrical
- 91244 - Excavation Services
- 91276 - Striping Streets, Parking Facilities, Lane Div
- 91200 - Construction Services
- 91430 - Concrete
- 91457 - Metal Work
- 77000 - Roofing Materials & Supplies
- 91051 - Masonry, Concrete & Stucco Maintenance
- 90932 - Doors & Windows
- 90900 - Building Construction Services
- 93153 - Lighting Fixtures Maintenance & Repair
- 91450 - Heating, Ventilating & Air Conditioning
- 90600 - Architectural Services, Professional
- 92500 - Engineering, Professional

GOODS & SERVICES NIGP CODES NEEDED:

- 95294 - Transportation Services
- 91059 - Pest Control Services
- 91013 - Elevator Installation, Maintenance, Repair & Inspection Services
- 91869 - Insurance Consultants
- 37500 - Foods: Bakery
- 38000 - Foods: Dairy
- 38500 - Foods: Frozen
- 39000 - Foods: Perishable
- 94600 - Financial Services
- 95300 - Insurance and Insurance Services
- 42500 - Furniture: Office
- 96149 - Legal Services, Attorneys
- 34000 - Fire Protection Equipment and Supplies
- 20400 - Computer Hardware
- 98800 - Roadside, Grounds, Recreational, and Park Area Services (Landscaping)

Data as of June 30, 2021

Alberto M. Carvalho, Superintendent of Schools



UPCOMING MEETING: Next Regular Meeting

December 7, 2021