




21ST CENTURY SCHOOLS BOND ADVISORY COMMITTEE

APRIL 19, 2022



OFFICE OF SCHOOL FACILITIES GOB UPDATE



Raul F. Perez
Office of School Facilities
305-995-1607
rperez6@dadeschools.net
construction.dadeschools.net

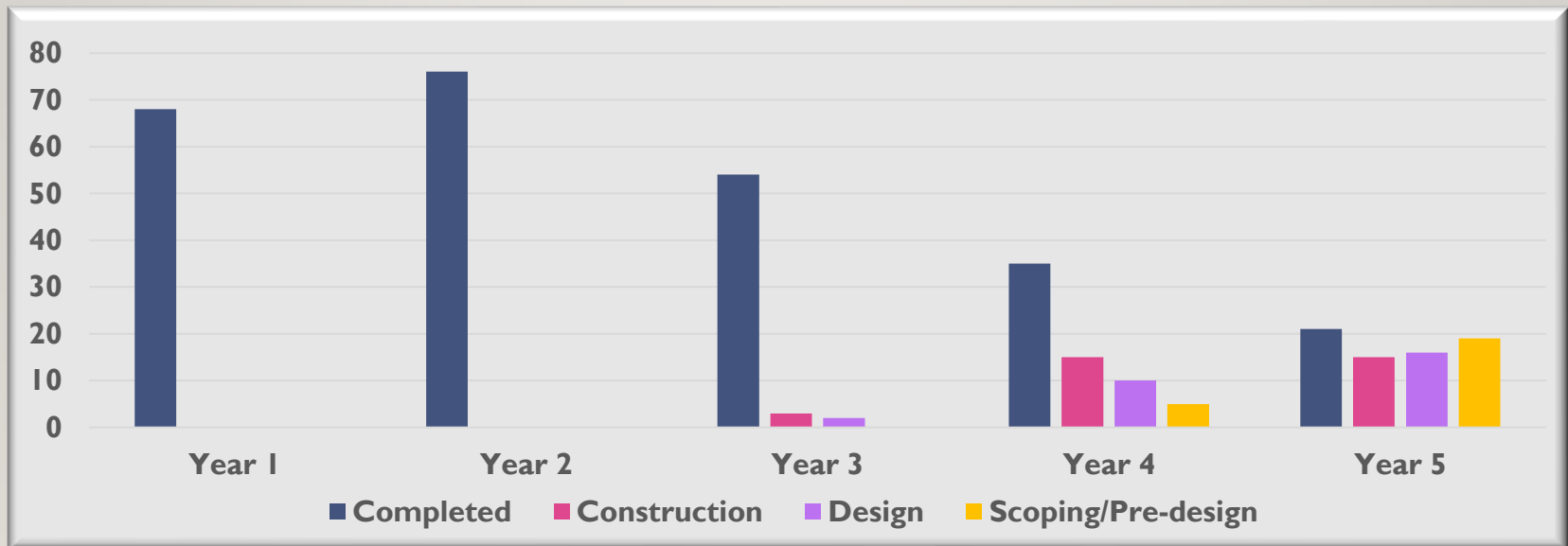


GOB PROJECT UPDATE

Project Status as of March 17, 2022



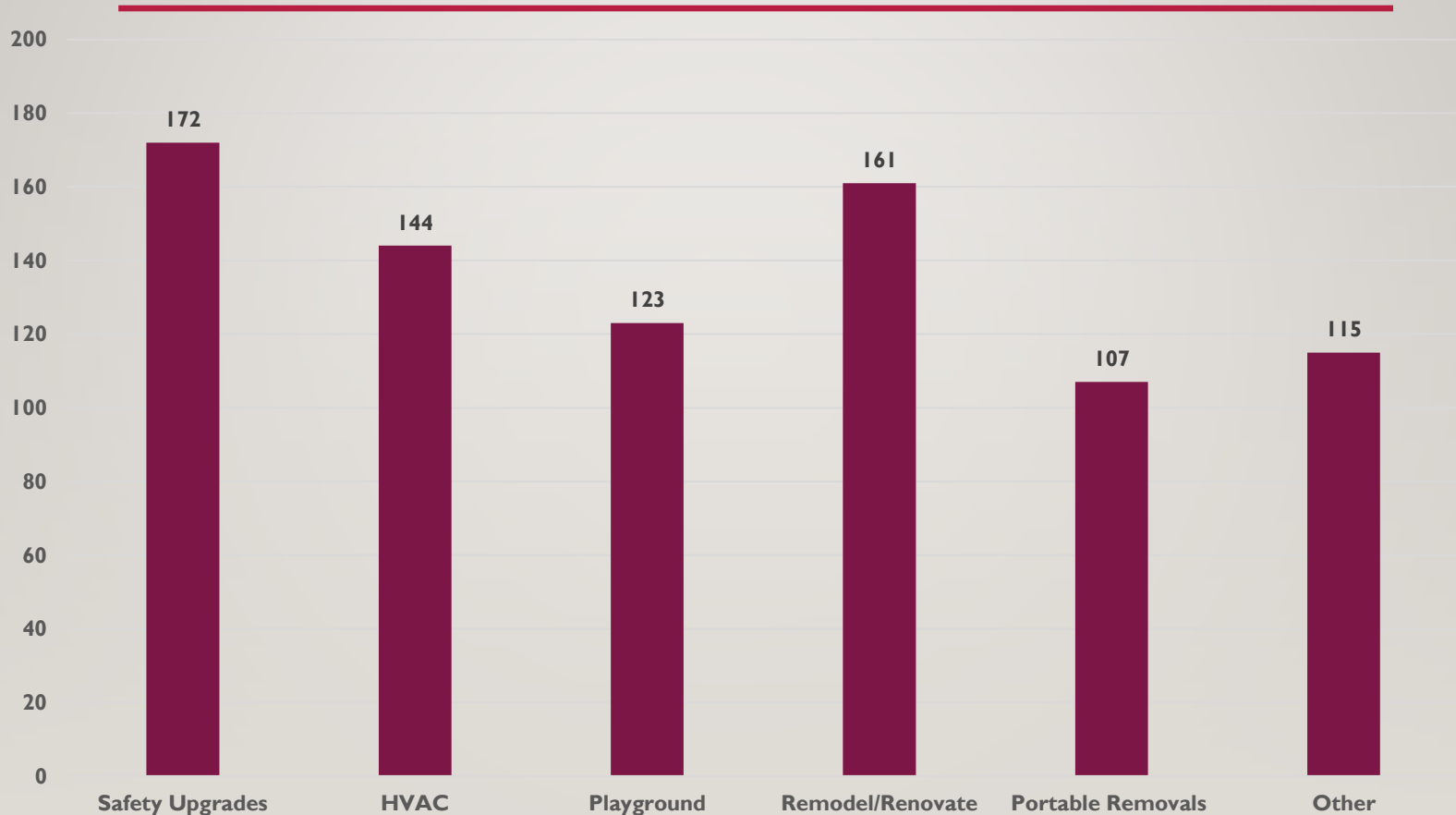
	YEAR 1	YEAR 2	YEAR 3	YEAR 4	YEAR 5	TOTAL
COMPLETED	68	76	54	35	21	254
CONSTRUCTION			3	15	16	34
DESIGN			2	10	15	27
SCOPING / PRE-DESIGN				5	19	24
TOTAL	68	76	59	65	71	339



GOB PROJECT UPDATE



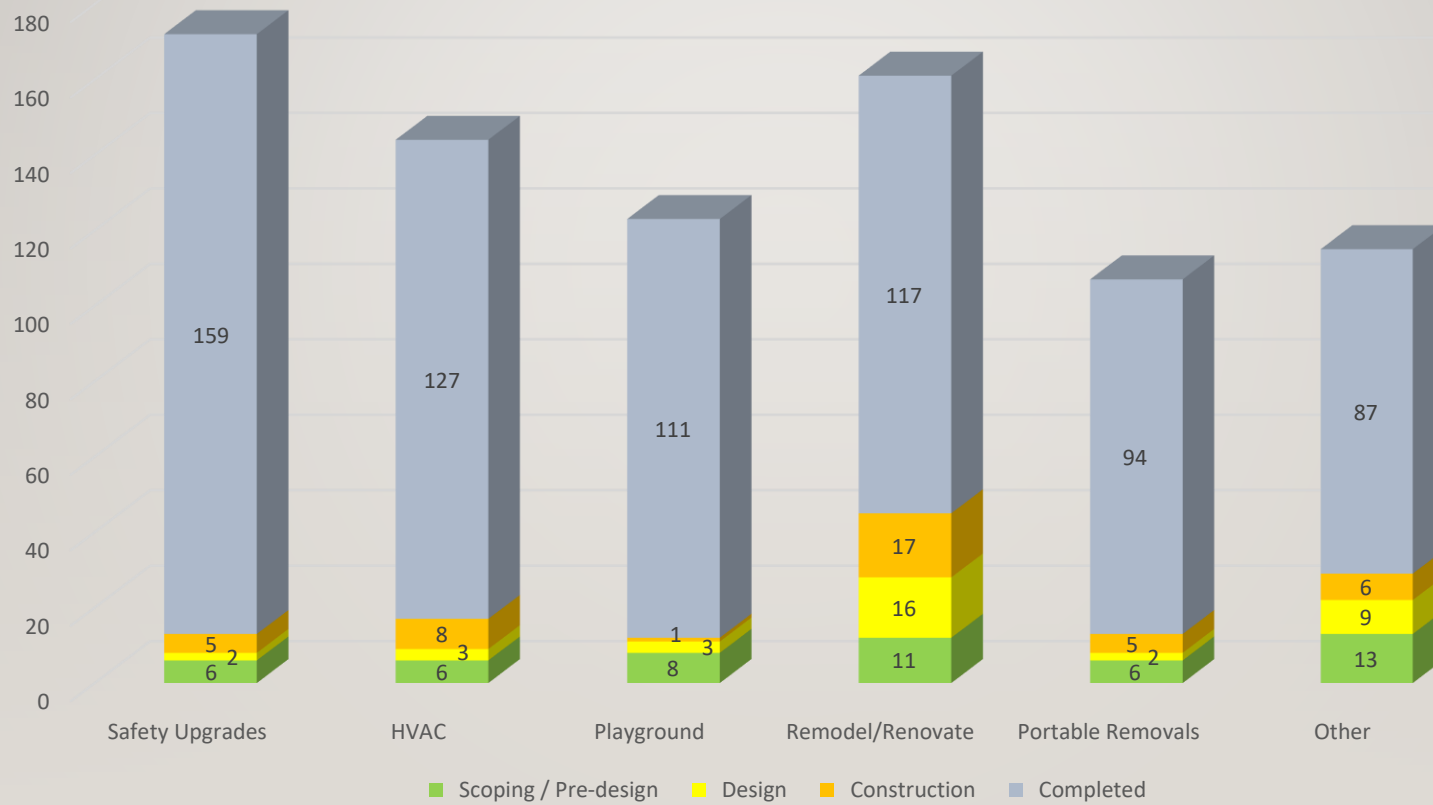
Accelerated/Complimentary Scope Projects by Category As of March 17, 2022



GOB PROJECT UPDATE



Accelerated/Complimentary Scope Projects by Status As of March 17, 2022

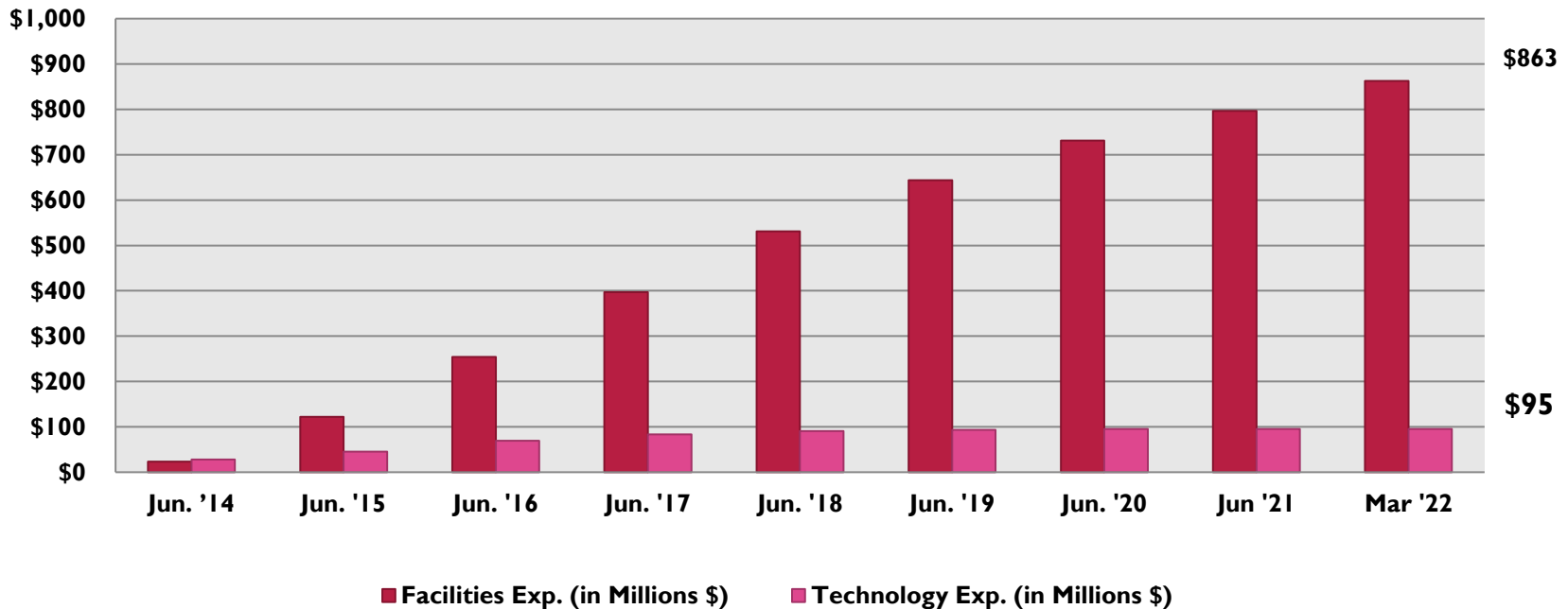


GOB EXPENDITURES

As of March 27, 2022



Transaction Category	Jun. '14	Jun. '15	Jun. '16	Jun. '17	Jun. '18	Jun. '19	Jun. '20	Jun '21	Mar '22
Facilities Exp. (in Millions \$)	\$23	\$122	\$254	\$397	\$531	\$644	\$731	\$797	\$863
Technology Exp. (in Millions \$)	\$28	\$45	\$69	\$83	\$90	\$93	\$95	\$95	\$95

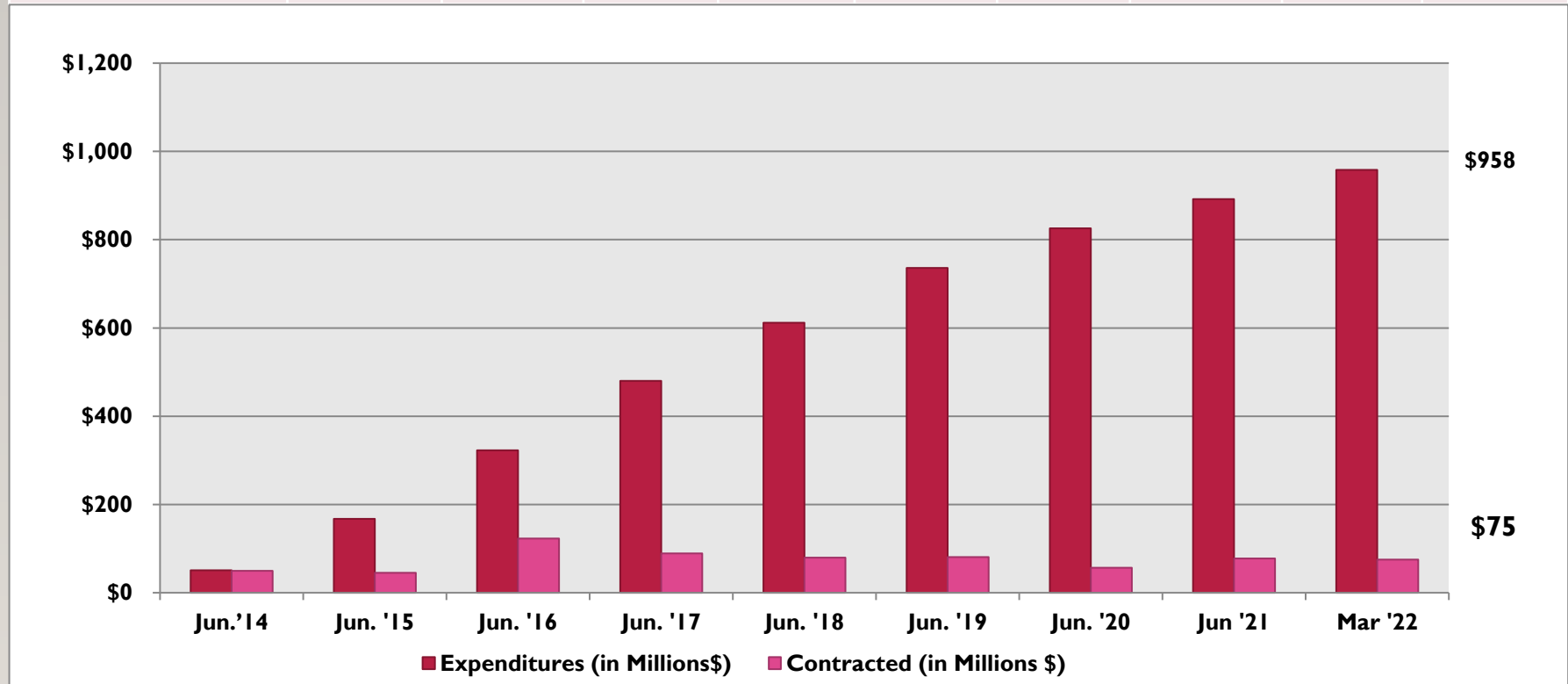


GOB EXPENDITURES & CONTRACTED

As of March 27, 2022



Transaction Category	Jun.'14	Jun. '15	Jun. '16	Jun. '17	Jun. '18	Jun. '19	Jun. '20	Jun '21	Mar '22
Expenditures (in Millions\$)	\$51	\$167	\$323	\$480	\$612	\$736	\$826	\$892	\$958
Contracted (in Millions \$)	\$50	\$46	\$123	\$89	\$80	\$81	\$57	\$78	\$75



QUARTERLY EXPENDITURES BY COST CATEGORY (AS OF 12/31/2021)



GOB Expenditures by Cost Category and Program Group as of December 31, 2021

Cost Category Group Description	Facilities	Technology	Total Expenditures
Construction & Preconstruction Services	\$ 490,866,988.78	\$ 6,407,505.34	\$ 497,274,494.12
Direct Purchase of Construction Materials	\$ 134,900,140.39		\$ 134,900,140.39
Furniture Fixtures & Equipment	\$ 17,921,225.49	\$ 83,706,887.91	\$ 101,628,113.40
Architectural Engineering Services	\$ 55,136,840.96	\$ 24,182.62	\$ 55,161,023.58
Maintenance Managed Projects	\$ 37,424,687.90	\$ 1,547,775.48	\$ 38,972,463.38
Program Management Services	\$ 38,273,983.71	\$ 220,756.61	\$ 38,494,740.32
Abatement/Overhead	\$ 36,492,653.17	\$ 733,846.00	\$ 37,226,499.17
Building Code Compliance Services	\$ 10,850,680.40	\$ 11,009.00	\$ 10,861,689.40
Builders Risk Insurance	\$ 5,665,327.42	\$ 9,000.00	\$ 5,674,327.42
GOB Financial Services	\$ 4,593,406.93		\$ 4,593,406.93
Environmental Services	\$ 3,704,044.40		\$ 3,704,044.40
P/A Systems Services	\$ 2,813,102.88		\$ 2,813,102.88
Software	\$ 9,415.00	\$ 2,425,829.24	\$ 2,435,244.24
Roofing	\$ 2,153,844.16		\$ 2,153,844.16
Custodial Reimbursement	\$ 1,251,580.19	\$ 20,576.12	\$ 1,272,156.31
Printing Services	\$ 885,348.88	\$ 452.02	\$ 885,800.90
Advertising	\$ 459,351.96		\$ 459,351.96
Miscellaneous (e.g., Fire Watch, Rekeying, Security Services, Signs)	\$ 388,106.93		\$ 388,106.93
Utility Services	\$ 205,612.61	\$ 52,896.61	\$ 258,509.22
Photography Services	\$ 227,018.63	\$ 168.00	\$ 227,186.63
GOB Audit	\$ 188,500.00		\$ 188,500.00
Survey Services	\$ 145,315.93		\$ 145,315.93
Legal Services	\$ 137,167.67		\$ 137,167.67
Test and Balance	\$ 75,359.64		\$ 75,359.64
Reimbursement	\$ 61,375.99		\$ 61,375.99
Government Requirement	\$ 51,945.37		\$ 51,945.37
Scheduling	\$ 51,327.58		\$ 51,327.58
Estimating Services	\$ 30,758.00		\$ 30,758.00
Print Media	\$ 25,958.13		\$ 25,958.13
Rental/Lease of Modular Units	\$ 19,611.24		\$ 19,611.24
Total Expenditures	\$ 845,010,680.34	\$ 95,160,884.95	\$ 940,171,565.29

Source: SAP

SOURCE: SAP
(FULL REPORTS POSTED ON GOB WEBSITE)

QUARTERLY EXPENDITURES BY COST CATEGORY (AS OF 3/31/2022)



GOB Expenditures by Cost Category and Program Group as of March 31, 2022

Cost Category Group Description	Facilities	Technology	Total Expenditures
Construction & Preconstruction Services	\$ 501,434,596.80	\$ 6,407,505.34	\$ 507,842,102.14
Direct Purchase of Construction Materials	\$ 139,891,916.09		\$ 139,891,916.09
Furniture Fixtures & Equipment	\$ 18,347,514.05	\$ 83,706,887.91	\$ 102,054,401.96
Architectural Engineering Services	\$ 55,918,796.87	\$ 24,182.62	\$ 55,942,979.49
Maintenance Managed Projects	\$ 39,150,717.23	\$ 1,547,775.48	\$ 40,698,492.71
Program Management Services	\$ 38,697,854.86	\$ 220,756.61	\$ 38,918,611.47
Abatement/Overhead	\$ 36,492,653.17	\$ 733,846.00	\$ 37,226,499.17
Building Code Compliance Services	\$ 10,983,253.59	\$ 11,009.00	\$ 10,994,262.59
Builders Risk Insurance	\$ 5,665,327.42	\$ 9,000.00	\$ 5,674,327.42
GOB Financial Services	\$ 4,593,406.93		\$ 4,593,406.93
Environmental Services	\$ 3,779,102.57		\$ 3,779,102.57
P/A Systems Services	\$ 3,014,432.73		\$ 3,014,432.73
Software	\$ 9,415.00	\$ 2,425,829.24	\$ 2,435,244.24
Roofing	\$ 2,314,216.25		\$ 2,314,216.25
Custodial Reimbursement	\$ 1,253,512.01	\$ 20,576.12	\$ 1,274,088.13
Printing Services	\$ 885,714.83	\$ 452.02	\$ 886,166.85
Advertising	\$ 478,338.77		\$ 478,338.77
Miscellaneous (e.g., Fire Watch, Rekeying, Security Services, Signs)	\$ 393,337.33		\$ 393,337.33
Utility Services	\$ 205,612.61	\$ 52,896.61	\$ 258,509.22
Photography Services	\$ 227,028.11	\$ 168.00	\$ 227,196.11
GOB Audit	\$ 188,500.00		\$ 188,500.00
Survey Services	\$ 150,396.51		\$ 150,396.51
Legal Services	\$ 142,305.17		\$ 142,305.17
Test and Balance	\$ 81,661.34		\$ 81,661.34
Reimbursement	\$ 61,915.99		\$ 61,915.99
Scheduling	\$ 55,760.38		\$ 55,760.38
Government Requirement	\$ 52,116.87		\$ 52,116.87
Estimating Services	\$ 30,758.00		\$ 30,758.00
Print Media	\$ 25,958.13		\$ 25,958.13
Rental/Lease of Modular Units	\$ 19,611.24		\$ 19,611.24
Total Expenditures	\$ 864,545,730.85	\$ 95,160,884.95	\$ 959,706,615.80

Source: SAP

**SOURCE: SAP
(FULL REPORTS POSTED ON GOB WEBSITE)**

QUARTERLY EXPENDITURES BY VENDOR (EXCERPT-AS OF 3/31/2022)



Vendor	Total Expenditures	Micro Business Enterprise	Small Business Enterprise	Minority/Women Business Enterprise	Expired Certification Date
146 RESTORATION PLUS CORP	\$ 93,634.00	X		Hispanic American	8/19/2023
A & B HARDWARE/LUMBER INC.	\$ 937.04		X	Hispanic American	5/31/2022
A. DURAN ROOFING INC.	\$ 1,433,943.55				
A. STAR STAR SIGNS	\$ 5,116.00				
A AFFORDABLE CARPET	\$ 92,551.73	X		Hispanic American	2/3/2025
A AND B PIPE & SUPPLY CO	\$ 35,135.30				
AAA UTILITIES SUPPLY INC.	\$ 10,032.86				
A. FALEIRO TRUCKING INC.	\$ 135,172.21				
AAA AUTOMATED DOOR REPAIR INC.	\$ 5,531.74				
AAA FLAG & BANNER MFG CO	\$ 9,070.74				
AAA TOOL & SUPPLY	\$ 1,095.60				
ABC-ON INDUSTRIAL SAFETY INC.	\$ 4,012.60				
ABC IMAGING INC.	\$ 11,546.60				
ABC SOUTH LUMBER &	\$ 14,668.10				
ABC SUPPLY CO. INC.	\$ 44,457.57				
ABC SUPPLY CO. TO WH & CTRY	\$ 341,520.09				
ABI & COMPANY, INC.	\$ 237.00				
ABOVE INTERIOR DISTRIBUTORS INC.	\$ 279,521.18				
ABSOLUTE CIVIL	\$ 17,045.00				5/24/2024
ACI SUPPLY INC.	\$ 50,952.38				
ACAI ASSOCIATES INC.	\$ 409,660.39				
ACCESS BUILDERS, INC.	\$ 44,150.00		X	Hispanic American	7/22/2023
ACCO BRANDS USA LLC	\$ 5,053.96				
ACCURAC INC.	\$ 12,403,362.29			Hispanic American	7/22/2024
ACCURATE DESIGN	\$ 83,530.00				
ACE EDUCATIONAL	\$ 3,975.33				
ACE Flooding Systems, Inc.	\$ 0.24			Hispanic American	10/18/2022
ACE PUMP & SUPPLY	\$				
ACE SEWING & VACUUM CENTER	\$				
ACQUSTI DOORS &	\$				
ACQUSTI ENGINEERING CO. OF FL	\$ 276.80				
ACTION SOG & LANDSCAPE CENTER INC.	\$ 86,110.00				
ACTION SUPPLY CO.	\$ 489,567.20				
ADE HVAC LLC	\$ 38,660.00				
ADONEL CONCRETE & FIN. OF SO F	\$ 1,247,423.60				
ADONEL CONCRETE PUMPING AND	\$ 61,044.63				
ADVANCE SECURITY GROUP ENTERPRISE	\$ 50,961.75				
ADVANCED FIRE & SECURITY INC.	\$ 18,184.00				
ADVANCED RECREATIONAL CONCEPTS	\$ 1,035.64				
AEP INDUSTRIES INC.	\$ 4,450.51				
AEI INFORMATION INC.	\$ 2,940.00				
AIR CONTRACTING &	\$ 377,822.70		X	Hispanic American	10/2/2022
AIRQUEST ENVIRONMENTAL INC.	\$ 301,459.76			Women	12/23/2023
AIDORA ALUMINUM & GLASS	\$ 58,338.96				
ALL ASIAN HAN PRECAST	\$ 96,455.00				
ALL COUNTY KIOSK	\$ 560,481.44				
ALL DADD LAWN	\$ 1,295.88				
ALL FLORIDA	\$ 38,334.00				
ALL GREEN INC.	\$ 436,335.93				
ALL POINTS OF	\$ 11,213.00		X	Hispanic American	2/9/2024
ALL BACK & SHILOH	\$ 20,786.18				
ALL SOUTH LIGHT INC.	\$ 16,074.06				
ALL SPECIALTY SALES INC.	\$ 472,271.95				
ALLEGRE ARCHITECTURE INC.	\$ 1,856,958.15	X		Hispanic American	4/29/2023
ALL PUMPS INC.	\$ 59,233.00				
ALLIED CONTRACTS INC.	\$ 100,083.38				
ALLIED INTERIOR PRODUCTS	\$ 217,513.38				
ALLIED PAPER COMPANY	\$ 121,740.00				
ALLIED TRUCKING OF FLORIDA	\$ 39,975.53		X	Women	1/20/2024
ALLSTEEL & CYPNUM	\$ 588,117.13				
ALIM MEDIA LLC	\$ 64,677.40				
ALTA HOME REM/COATING CO.	\$ 120,045.00	X		Hispanic American	4/20/2023
ALVAVISA	\$ 10,085.00				
AMEC FOSTER WHEELER ENVIRONMENT &	\$ 52,751.64				
AMERICAN HARLEQUIN CORPORATION	\$ 32,407.44				
AMERICAN IMPACT	\$ 205,372.08				
AMERICAN CLEAN	\$ 53,338.35				
AMERICAN INC.	\$ 7,576.00				
AMBI DISTRIBUTORS INC.	\$ 5,606.44				
AMION ENTERPRISE INTL CORP	\$ 172,339.44		X	African American	9/27/2022
AMIGO PRODUCTS LLC	\$ 46,420.00				
AMINCO SYSTEMS INC.	\$ 271,474.13				
ANIKTER	\$ 1,452.88				
ANIKTER POWER SOLUTIONS LLC	\$ 3,574,250.71				
ANIKTER/TM EE	\$ 23,429.22				
APPLE COMPUTER INC.	\$ 35,894.00				
APPLE COMPUTER US CUST SRVC	\$ 41,260.00				

Vendor	Total Expenditures	Micro Business Enterprise	Small Business Enterprise	Minority/Women Business Enterprise	Expired Certification Date
WSP USA, INC.	\$ 16,155,401.19				
VERDIX AUDIO VISUAL SOLUTIONS	\$ 607,009.80				
VERITAS INC.	\$ 64,594.04				
VERT ELEVATOR	\$ 288,010.90		X	Non Minority Male	10/7/2023
WAX AP AMERICA INC.	\$ 188,017.00				
WPP SPORTING GOODS	\$ 16,718.60				
WYSCOVIA INC.	\$ 5,305,586.62				
Total Expenditure	\$ 959,206,635.80				

QUARTERLY EXPENDITURES

BY DISTRICT/SCHOOL/PROJECT#/COST CATEGORY

(AS OF 3/31/2022)



GOB Expenditures by Location / Project & Cost Category as of March 31, 2022 - District 3


Location / Project Number / Cost Category	Total Expenditures
0241	\$ 5,557,796.69
RUTH K BROAD/BAY HARBOR K-8	
01295600	\$ 234,073.95
Abatement/Overhead	\$ 16,400.00
Architectural Engineering Services	\$ 23,908.04
Building Code Compliance Services	\$ 6,628.00
Construction & Preconstruction Services	\$ 154,676.00
Direct Purchase of Construction Materials	\$ 24,922.64
Environmental Services	\$ 5,840.55
Builders Risk Insurance	\$ 1,698.72
01306000	\$ 1,136,300.00
Abatement/Overhead	\$ 1,136,300.00
Architectural Engineering Services	\$ 60,088.00
Building Code Compliance Services	\$ 2,000.00
Construction & Preconstruction Services	\$ 81,900.00
Custodial Reimbursement	\$ 1,000.00
Direct Purchase of Construction Materials	\$ 82,973.59
Legal Services	\$ 4,088.16
Miscellaneous (e.g., Fire Watch, Rekeying, Security Services, Signs)	\$ 252.50
Photography Services	\$ 209.18
Printing Services	\$ 2,817.27
Program Management Services	\$ 101,875.29
Builders Risk Insurance	\$ 5,775.18
01344700	\$ 102,752.07
Construction & Preconstruction Services	\$ 10,737.20
Furniture Fixtures & Equipment	\$ 92,014.87
01439400	\$ 3,597,861.15
Abatement/Overhead	\$ 65,048.30
Advertising	\$ 8,726.20
Architectural Engineering Services	\$ 438,753.28
Building Code Compliance Services	\$ 62,531.50
Construction & Preconstruction Services	\$ 761,029.43
Custodial Reimbursement	\$ 369.30
Direct Purchase of Construction Materials	\$ 1,852,621.31
Environmental Services	\$ 39,294.82
Furniture Fixtures & Equipment	\$ 246,288.09
Miscellaneous (e.g., Fire Watch, Rekeying, Security Services, Signs)	\$ 204.00
Printing Services	\$ 2,490.35
Program Management Services	\$ 95,592.91
Builders Risk Insurance	\$ 24,911.66
01439401	\$ 114,570.39
Abatement/Overhead	\$ 4,631.80
P/A Systems Services	\$ 106,679.00
Program Management Services	\$ 3,259.59
01439402	\$ 56.00
Abatement/Overhead	\$ 56.00
01519600	\$ 336,106.91
Abatement/Overhead	\$ 18,991.21
Architectural Engineering Services	\$ 44,494.50
Construction & Preconstruction Services	\$ 272,621.20

Source: SAP

1 of 16

SOURCE: SAP
(FULL REPORTS POSTED ON GOB WEBSITE)

CLEAN ENERGY 2030



Erick Laventure
Design & Sustainability
305-995-4685
laventure@dadeschools.net




CLEAN ENERGY

2030

Clean Energy Task Force
Final Report

February 9, 2022



BACKGROUND

Board Resolution **No. 21-010** approved April 2021: District to achieve 100% clean energy by 2030 – Clean Energy 2030 Task Force assembled to realize clean energy goal

M-DCPS GREENHOUSE GAS EMISSION DISTRIBUTION:

87%

Buildings and Operations

8%

Transportation

5%

Solid Waste



\$65 million spent on **Electricity**



\$35 million spent on **Water**



13 million diesel **Bus Miles** logged



16.5 million **White fleet Miles** logged



35 million **meals** served

YEARLY EXPENDITURES

WHAT M-DCPS HAS DONE TO DATE

Office of Design and Sustainability

Replacement of fluorescent lights with LED lighting

Installation of high-efficiency HVAC systems and occupancy sensors

Equipping of new buildings with solar-ready roofs and increased building insulation

Completed a greenhouse gas (GHG) inventory that established a baseline of the District's GHG emissions

Department of Food and Nutrition

Increased engagement with students, staff, and community partners

Replacing Styrofoam trays with compostable trays

Removed plastic straws from utensil packets

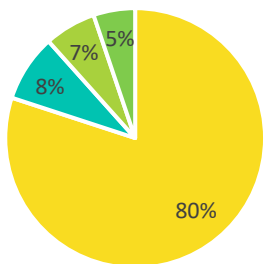
Expansion of school gardens and Food Forests

Increased plant-based menu options

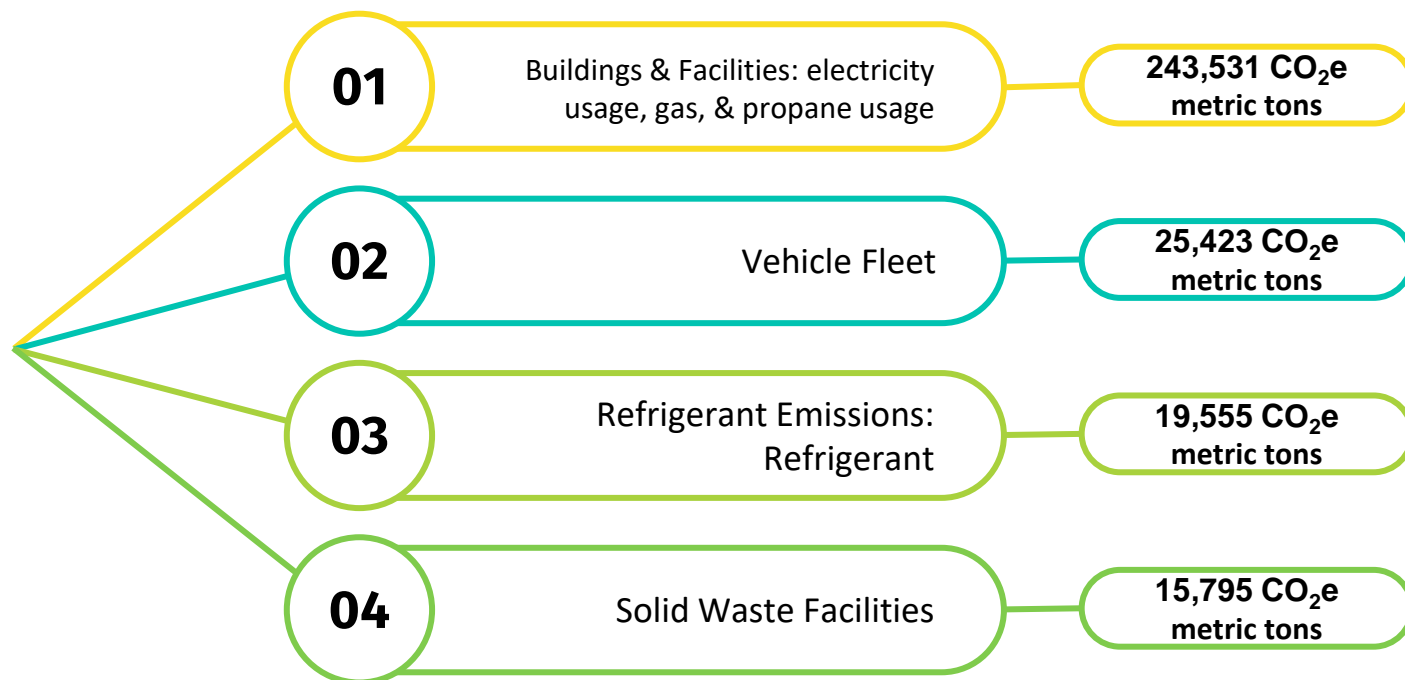


GREENHOUSE GAS INVENTORY ASSESSMENT

CO₂ Emissions



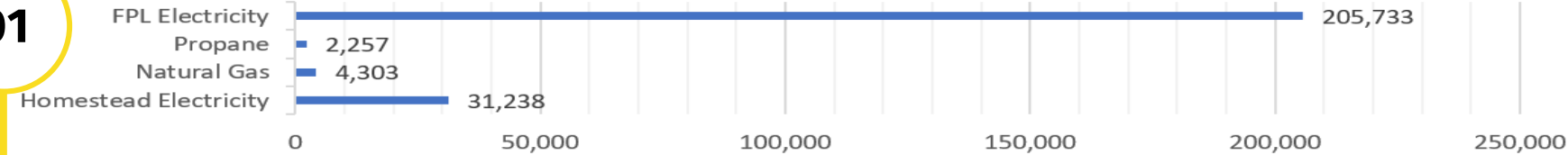
- Buildings & Facilities
- Vehicle Fleet
- Refrigerant Emissions
- Solid Waste Facilities



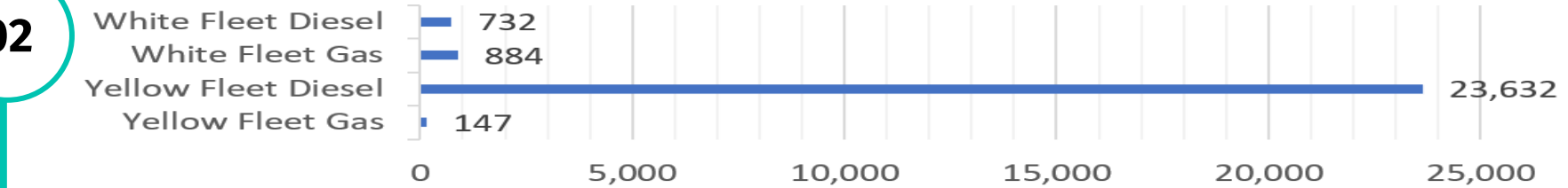
GREENHOUSE GAS INVENTORY ASSESSMENT BREAKDOWN



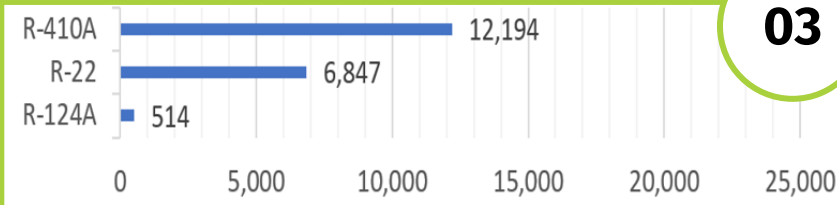
01



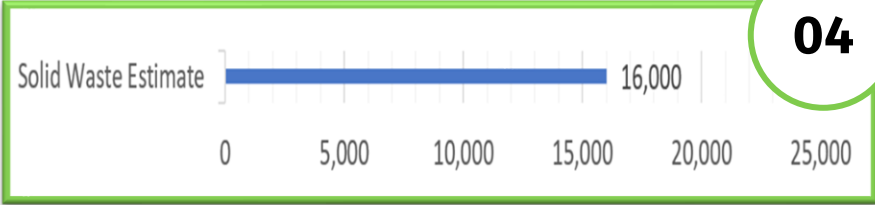
02



03

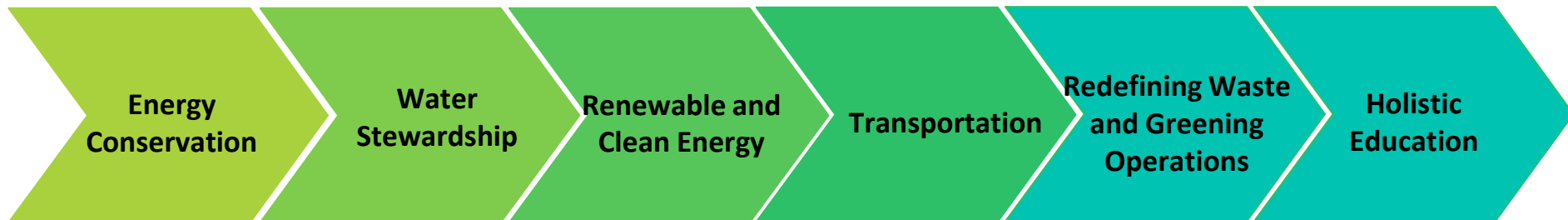


04



THE CLEAN ENERGY TASK FORCE


6 Pillars Adopted:



4 Subcommittees Created:



Energy Conservation and Water Stewardship



Renewable and Clean Energy



Transportation, Redefining Waste, and Greening Operations





Sustainability and Holistic Education

RECOMMENDATION CATEGORIES

- 01. Implementation and Accountability
- 02. General/Behavioral Changes
- 03. Existing Buildings
- 04. New Construction
- 05. Renewable and Clean Energy
- 06. Transportation
- 07. Redefining Waste
- 08. Greening Operations
- 09. Holistic Education





01 IMPLEMENTATION & ACCOUNTABILITY

1.1

Create a dedicated Sustainability Department to oversee and implement recommendations.

Implementation Costs: \$350,000++ dependent on department size

Implementation Savings/Benefits: TBD

Resources for Funding: TBD

Estimated Carbon Reduction: TBD

Schedule to Complete: End of 2022

1.2

Update Greenhouse Gas (GHG) Inventory every two years.

Implementation Costs: \$0; some staff time to gather data

Implementation Savings/Benefits: TBD

Resources for Funding: TBD

Estimated Carbon Reduction: TBD

Schedule to Complete: End of 2023

02 GENERAL/ BEHAVIORAL CHANGES

ENERGY CONSERVATION & WATER STEWARDSHIP

2.1

Provide schools with water and energy consumption statistics

2.4

Create and implement a policy for turning lights off in unoccupied rooms

2.2

Codify incentive and educational programs and create and implement associated marketing campaigns

2.3

Create and implement a policy for keeping doors and windows closed





03 EXISTING BUILDINGS

ENERGY CONSERVATION & WATER STEWARDSHIP

3.1

Implement Energy Management Systems (EMS) or Building Automation Systems (BAS) in all buildings for lights, chillers, HVAC, air handler units, etc.

3.2

Use Energy CAP software to create a scorecard, identifying buildings/assets with the most cost-effective opportunities to reduce consumption

3.3

Double staff capacity to conduct in-house building audits of identified high-consumption buildings

3.4

Accelerate LED light bulb conversion to achieve 100% by 2030

3.5

Explore methods and evaluate costs/benefits for creating a fund for self-financing the retrofits as well as using Guaranteed Energy Performance Contracts (GEPC)

3.6

Establish and implement a commissioning and retro-commissioning policy



04 NEW CONSTRUCTION

ENERGY CONSERVATION & WATER STEWARDSHIP



4.1

Implement energy and water efficiency performance standards that are higher than required under building code

4.2

Achieve a maximum Energy Use Intensity (EUI) of 25 in all new structures and achieve a score above minimum certification level

4.3

Implement commissioning (includes building envelope testing) in all new projects

05 RENEWABLE AND CLEAN ENERGY

5.1

Rooftop solar installation strategies

5.2

Install solar with battery backup for evacuation shelters

5.3

Work with FPL to reduce emissions

5.4

Push for policy changes to allow for PPA for schools

5.5

Utilize public/private partnerships to gain access to new technologies through pilot programs and experimental projects

5.6

Begin the evaluation process for procuring RECs equal to the remaining energy usage (after all energy savings measures are implemented)



06 TRANSPORTATION



6.1

Replace 999 diesel buses with quiet, clean Electric School Buses (ESB)

6.2

Reduce bus idling to under 10 minutes

6.3

Increase carpooling rates by 20%

6.4

Bike and walk to school: implement safe routes to schools and bike infrastructure

6.5

Promote car-charging options for students and teachers with designated low emission EV parking spots



07 REDEFINING WASTE

TRANSPORTATION, REDEFINING WASTE, AND GREENING OPERATIONS

7.1

Waste diversion: recycling and composting

7.2

Plastic waste reduction

7.3

Reduce food waste and increase plant-rich diets



08 GREENING OPERATIONS

8.1

Manage refrigerant and fugitive emissions

8.2

Expand Food Forests in schools across the District

8.3

Increase the number of Florida DEP Green Apple Schools by 10% each year

8.4

Adopt an Environmentally Friendly Purchasing Policy

8.5

Parking greening and innovation



09 SUSTAINABILITY & HOLISTIC EDUCATION

9.1

Expanding Sustainability Curricula:
Review and expand sustainability
focus within schools and strengthen
existing programs

9.2

S²TEAM: Work with STEAM program
to include a sustainability component

9.3

Partnerships: Build and expand upon
existing partnerships with universities,
community-based organizations, local
governments, and private sector

9.4

Connect curriculum and student initiatives
with other policy recommendations

9.5

Design and install signage informing and
educating school communities about
resource use and behaviors



Goal: 100% clean energy!





Thank You




M-DCPS Design and
Sustainability

Clean Energy Task Force

 305.995.4575

 elaventure@dadeschools.net

OFFICE OF ECONOMIC OPPORTUNITY



Jennifer D. Andreu

Jandreu@dadeschools.net

Assistant Superintendent, Equity & Diversity

M-DCPS Office of Economic Opportunity

oeo.dadeschools.net

305-995-1307



Infographic: OEO's Impact Since 2013



Office of Economic Opportunity

A huge thank you to our vendors

Impact Since 2013



\$496.82M

GOB SPENDING WITH
SMALL/MICRO, M/WBE,
AND VETERAN FIRMS



197

GRADUATED FIRMS
IN OUR PROGRAMS



575

TOTAL NUMBER OF
OUTREACH EVENTS



1679

SCHOOL SITE
WORKFORCE REVIEWS

Data as of December 31, 2021

GOB PRIME EXPENDITURES SUMMARY



GOB Expenditures Breakdown by Certification Programs December 31, 2021

Certified Expenditures Summary by Program

M/WBE Expenditures	\$484,097,149.71
MBE/SBE Expenditures	\$12,261,205.45
VBE Expenditures	\$460,546.79

Certified Expenditures Summary by M/WBE Designation

African American Expenditures	\$50,490,525.55	10.43%
Asian American Expenditures	\$4,591,347.71	0.95%
Hispanic American Expenditures	\$414,085,054.41	85.54%
Women Expenditures	\$14,930,222.04	3.08%
Total Certified Firms Expenditures	\$496,818,901.95	

NOTE: Out of more than \$940.17M spent through December 31, 2021, 52.84% of all dollars were expended on local certified Small/Micro, Minority/Women and Veteran Businesses!

CERTIFICATION BY DESIGNATION AND INDUSTRY



TOTAL CERTIFICATIONS				TYPE OF COMPANY			
<i>FY 11-12 Benchmark</i>	<i>January 2022</i>	<i>February 2022</i>	BREAKDOWN OF CERTIFICATIONS	Construction	Goods & Services	Professional Services Non A/E	Professional Services A/E
40	167	166	African-American Female	18	111	36	1
128	218	215	African-American Male	70	100	27	18
0	15	15	Asian-American Female	2	7	3	3
0	27	27	Asian-American Male	3	9	2	13
78	217	216	Hispanic-American Female	69	103	16	28
207	411	409	Hispanic-American Male	191	130	23	65
0	1	1	Native-American Female	1	0	0	0
0	1	1	Native-American Male	1	0	0	0
104	102	102	Non-Minority Female	30	50	11	11
0	63	63	Non-Minority Male	23	26	8	6
0	7	6	Veteran Female	2	4	0	0
0	49	46	Veteran Male	11	25	7	3
557	1278	1267	TOTAL	421	565	133	148

As of February 22, 2022

CONTRACTOR PRE-QUALIFICATION DASHBOARD



PREQUALIFIED FIRMS BY DISCIPLINE*	TOTAL	AA	A	NA	HA	NM	VBE	NC
Alarm Systems Contractor I	9	1	0	0	0	1	0	7
Alarm Systems Contractor II	4	0	0	0	1	0	0	3
Asbestos Contractor	4	0	0	0	1	0	0	3
Building Contractor	7	3	0	0	1	1	0	2
Class A Air Conditioning Contractor	13	1	0	0	4	1	0	7
Electrical Contractor	23	5	0	1	7	1	0	9
Fire Equipment Dealer Contractor	1	0	0	0	0	1	0	0
Fire Protection Systems Contractor	5	1	0	0	1	0	0	3
General Contractor*	123	13	1	0	50	5	2	52
Glass Glazing Contractor	1	0	0	0	1	0	0	0
Gypsum Drywall Specialty Contractor	1	1	0	0	0	0	0	0
Irrigation Specialty Contractor	1	0	0	0	1	0	0	0
Mechanical Contractor	20	1	0	0	6	2	0	11
Mold Contractor	2	0	0	0	0	0	0	2
Plumbing Contractor	9	2	0	0	4	2	0	1
Pollutant Storage Systems Contractor	1	0	0	0	0	1	0	0
Registered Building Contractor	1	1	0	0	0	0	0	0
Registered Roofing Contractor	1	1	0	0	0	0	0	0
Roofing Contractor	19	1	0	0	9	0	0	9
Solar Contractor	1	0	0	0	0	0	0	1
Specialty Electrical Contractor	4	0	1	0	1	0	0	2
Underground Utility & Excavation	9	0	0	0	4	1	0	4
Grand Total	259	31	2	1	91	16	2	116

As of February 9, 2022

206	TOTAL PREQUALIFIED FIRMS As of February 9, 2022	
118	PREQUALIFIED M/WBE FIRMS	
	29	African American
	2	Asian American
	77	Hispanic American
	1	Native American
	9	Non-Minority Women
2	PREQUALIFIED VBE FIRMS	
43	PREQUALIFIED MBE FIRMS	
57	PREQUALIFIED SBE FIRMS	
91	NON-CERTIFIED FIRMS	

*Some firms have more than one certification designation

*Some firms have more than one discipline. Chart reflects disciplines by race.

Key Legend: AA – African American; A – Asian American; NA – Native American; HA – Hispanic American; NM - Non-Minority; VBE – Veteran Business Enterprise; NC – Non-Certified

COMPLIANCE UPDATE



The OEO has reviewed from July 1, 2021 – February 28, 2022

- 69 School Board agenda items
- 39 Capital Improvement and Maintenance Projects (Assignments)
- Reviews Include:
 - Assessment of compliance on established SBE/MBE/MWBE/VBE goals
 - Confirming and verifying signed Letters of Intent on contract dollars awarded to SBE, MBE, MWBE, and VBE Sub-contractors
 - Confirming and verifying signed Memorandums of Understanding on contract dollars awarded to SBE, MBE, MWBE, and VBE Sub-consultants
 - Confirming and verifying SBE, MBE, MWBE, and VBE certification designations

ON-SITE WORKFORCE REVIEWS UPDATE CURRENT FISCAL YEAR JULY 1, 2021 – FEBRUARY 28, 2022




306 REVIEWS WERE CONDUCTED

During On-site Workforce Reviews, OEO:

- **Conduct** - Prime and Sub-contractor worker interviews
- **Inspect** - Vendor badges for compliance with Jessica Lunsford Act
- **Verify** - Sub-contractors and Sub-consultants reporting in the M-DCPS Online Diversity Compliance System
- **Document** - Local workforce on the project through daily logs, interviews, and pictures
- **Complete** - On-site workforce reports for each project site visited

RECENT OUTREACH EFFORTS & EVENTS



Small Business Administration- Learn to Monetize Your Business with Technology

Thursday, February 17, 2022

12:00 pm – 1:30 pm

Virtual Meeting

M-DCPS Black History Month Vendor Networking Mixer Event

Thursday, February 17, 2022

6:00 pm – 8:00 pm

Historic Ward Rooming House Gallery

249 NW 9th street

Miami FL 33136

Office of the Mayor of Miami-Dade County: Morning Huddle

Friday, February 18, 2022

10:00 am – 10:45 am

Virtual and Online Broadcast

Miami-Dade Chamber of Commerce - Members Meet Up

Tuesday, February 22, 2022

4:00 pm – 5:00 pm

Virtual Meeting

RECENT OUTREACH EFFORTS & EVENTS



Florida State Minority Supplier Development Council

Wednesday, February 23, 2022

10:00 am – 11:00 pm

Virtual Meeting

SFAA Capacity-Building Working Group

Wednesday, February 23, 2022

11:30 am – 12:45 am

Virtual

M-DCPS Black History Month Virtual Round Table Discussions

Thursday, February 24, 2022

6:00 pm – 7:00 pm

Virtual Meeting


Office of the Mayor of Miami-Dade County: Morning Huddle

Friday, February 25, 2022

10:00 am – 10:45am

Virtual and Online Broadcast

RECENT OUTREACH EFFORTS & EVENTS



Miami-Dade Chamber of Commerce - Members Meet Up

Tuesday, March 1, 2022

4:00 pm – 5:00 pm

Virtual Meeting

Miami-Dade County Aviation Department Minority Affairs Division- Monthly Community Outreach Meeting

Friday, March 4, 2022

9:00am – 10:00am

Virtual Meeting

Oasis Miami Gardens First Fridays Business Breakfast Series

Friday, March 4, 2022

8:00 am – 11:00 am

Oasis Miami Gardens

Miami-Dade Chamber of Commerce - Members Meet Up

Tuesday, March 8, 2022

4:00 pm – 5:00 pm

Virtual Meeting

RECENT OUTREACH EFFORTS & EVENTS



Office of the Mayor of Miami-Dade County: Morning Huddle

Friday, March 11, 2022

10:00 am – 10:45 am

Virtual and Online Broadcast

Miami-Dade Chamber of Commerce - Members Meet Up

Tuesday, March 15, 2022

4:00 pm – 5:00 pm

Virtual Meeting

UPCOMING OUTREACH EFFORTS & EVENTS



Dialogue with Dr. Dotres Forum

Tuesday, March 15, 2022

6:00 pm – 8:00 pm

Bunbury Miami Restaurant

South Florida Anchor Alliance Supplier Diversity Working Group

Thursday, March 17, 2022

10:30 am – 11:30 am

Virtual Meeting

Office of the Mayor of Miami-Dade County: Morning Huddle

Friday, March 18, 2022

10:00 am – 10:45 am

Virtual and Online Broadcast

Miami-Dade Chamber of Commerce - Members Meet Up

Tuesday, March 22, 2022

4:00 pm – 5:00 pm

Virtual Meeting

UPCOMING OUTREACH EFFORTS & EVENTS



Office of the Mayor of Miami-Dade County: Morning Huddle

Friday, March 25, 2022

10:00 am – 10:45 am

Virtual and Online Broadcast

Miami-Dade Chamber of Commerce - Members Meet Up

Tuesday, March 29, 2022

4:00 pm – 5:00 pm

Virtual Meeting

Women's Certified Vendor Wellness Fair

Wednesday, March 30, 2022

5:00 pm – 7:00 pm

Location TBD



OPPORTUNITY IS KNOCKING
FOLLOW US!

   **@MDCPSOEO**

OFFICE OF
ECONOMIC OPPORTUNITY

NEWS & NOTEWORTHY



Miami-Dade County Public Schools Office of Economic Opportunity

BLACK HISTORY MONTH
Business Networking Social

Thursday, February 17, 2022 at 6:00 p.m.

Meet M-DCPS Staff and join us for a gallery walk, refreshments, and networking under the Miami night sky.

Courtyard of the Historic Ward
Rooming House Gallery in
Historic Overtown
249 NW 9th Street
Miami, FL 33136

Bring your business card to enter a raffle. Winner will be awarded a business spotlight on our Social Media channels!

Supplier Development Program Alumni Reunion, Black History Trivia, Interactive Games, and Community Building.

For additional information, please call:
(305)995-3131

THANKS TO OUR SPONSORS:

  **PHONE & PAD WAREHOUSE**

Outdoor Event. Masks Required. | To RSVP by 2/15/2022, click or scan QR Code.



Infographic: Mission, Initiatives & Outcomes OEO



OFFICE OF ECONOMIC OPPORTUNITY

Providing contracting opportunities for local businesses

Who We Are

The Office of Economic Opportunity (OEO) promotes the economic inclusion and growth of Small/Micro, Minority/Women, and Veteran Business Enterprises. We accomplish economic development and growth through certification, community outreach programs, contractor prequalification, and monitoring compliance activities. In addition, the OEO continues an ongoing collaboration with other public and private stakeholders to promote a more vibrant and inclusive local marketplace that maximizes future economic opportunities. We strive to ensure that local S/MBE's, M/WBE's, and VBE's have the best opportunity to do business with Miami-Dade County Public Schools and have an equal opportunity in all phases of the contracting process. The OEO currently operates under School Board Policy 6320.02 and the OEO Administrative Procedures Manual.

CERTIFICATION | CONTRACTOR PREQUALIFICATION | COMPLIANCE
COMMUNITY OUTREACH | TECHNICAL ASSISTANCE

OEO HIGHLIGHTS

SCHOOLS



472
MIAMI-DADE
COUNTY PUBLIC
SCHOOLS

NATION'S 4TH
LARGEST SCHOOL
DISTRICT

SPEND



\$496.82M
EXPENDITURES

GOB SPENDING
WITH CERTIFIED
FIRMS

GRADUATION



197
BUSINESSES

GRADUATED
FIRMS IN OUR
PROGRAMS

CONNECT



@MDCPSOEO



o eo.dadeschools.net

ENGAGE HOW YOU CAN GET INVOLVED WITH US

Technical Tuesday

Business Technical
Assistance Seminars

Social Media & Virtual events

South Florida Business
Directory & Resource Guide

Small Business Outreach Events

BUY LEARN WHAT WE DO



Goods & Services

Equipment • Furniture • Janitorial • Security •
Information Technology • Transportation • Food •
Hauling of Goods



Construction

Construction Services • Job Order Contracts •
Construction Specialty Trades



Professional Services (A/E)

Architecture • Professional Engineering •
Landscape Architecture • Surveying •
Mapping



Professional Services (Non-A/E)

Asbestos Consultants • Program Management •
Geotechnical • Construction Materials Testing •
Environmental Services

CERTIFICATIONS

SBE/MBE
1127

Small Business Enterprise &
Micro Business Enterprise
Program

M/WBE
1173

Minority/Women Business
Enterprise Program

VBE
62

Veteran Business Enterprise
Program

INTERLOCAL AGREEMENTS

SMALL/MICRO
U.S Small Business
Administration

Miami-Dade County
Miami Dade College

M/WBE
Florida Office of Supplier
Diversity

VBE
Florida Office of Supplier
Diversity

Data as of December 31, 2021

Infographic: Increasing the Number of Firms in Targeted Industries





Calling All Local Business Owners

LET US PREPARE YOU FOR FUTURE OPPORTUNITIES

OFFICE OF ECONOMIC OPPORTUNITY

Impact Since 2013

FOR MORE INFORMATION ON BECOMING A VENDOR, GETTING CERTIFIED AS A SMALL/MICRO, MINORITY/ WOMEN, AND VETERAN BUSINESS ENTERPRISE, OR BECOMING PREQUALIFIED TO DO PRIME CONSTRUCTION GOB WORK, CONTACT US TODAY!

Website:
oeo.dadeschools.net

Email:
oeo@dadeschools.net

Phone:
(305) 995 - 1307

Address:
**1450 NE 2nd Avenue
Suite 428
Miami, FL 33132**

 **\$496.82M**
GENERAL OBLIGATION BOND (GOB) TOTAL SPENDING WITH SMALL/MICRO, MINORITY/WOMEN, AND VETERAN FIRMS

 **197**
GRADUATED FIRMS IN OUR PROGRAMS

 **575**
TOTAL NUMBER OF OUTREACH EVENTS

 **1679**
SCHOOL SITE WORKFORCE REVIEWS

Stay Connected: @MDCPSOEO





Data as of December 31, 2021

CONSTRUCTION & A/E PROFESSIONAL SERVICES NIGP CODES NEEDED:

SUPPORTING OUR GOB PROGRAM

- 91240 - Demolition Services
- 91438 - Electrical
- 91244 - Excavation Services
- 91276 - Striping Streets, Parking Facilities, Lane Div
- 91200 - Construction Services
- 91430 - Concrete
- 91457 - Metal Work
- 77000 - Roofing Materials & Supplies
- 91051 - Masonry, Concrete & Stucco Maintenance
- 90932 - Doors & Windows
- 90900 - Building Construction Services
- 93153 - Lighting Fixtures Maintenance & Repair
- 91450 - Heating, Ventilating & Air Conditioning
- 90600 - Architectural Services, Professional
- 92500 - Engineering, Professional

GOODS & SERVICES NIGP CODES NEEDED:

- 95294 - Transportation Services
- 91059 - Pest Control Services
- 91013 - Elevator Installation, Maintenance, Repair & Inspection Services
- 91869 - Insurance Consultants
- 37500 - Foods: Bakery
- 38000 - Foods: Dairy
- 38500 - Foods: Frozen
- 39000 - Foods: Perishable
- 94600 - Financial Services
- 95300 - Insurance and Insurance Services
- 42500 - Furniture: Office
- 96149 - Legal Services, Attorneys
- 34000 - Fire Protection Equipment and Supplies
- 20400 - Computer Hardware
- 98800 - Roadside, Grounds, Recreational, and Park Area Services (Landscaping)

Alberto M. Carvalho, Superintendent of Schools



UPCOMING MEETING: Next Regular Meeting

June 14, 2022