




21ST CENTURY SCHOOLS BOND ADVISORY COMMITTEE

September 13, 2022



OFFICE OF SCHOOL FACILITIES GOB UPDATE

Raul F. Perez

Office of School Facilities

305-995-1607

rperez6@dadeschools.net

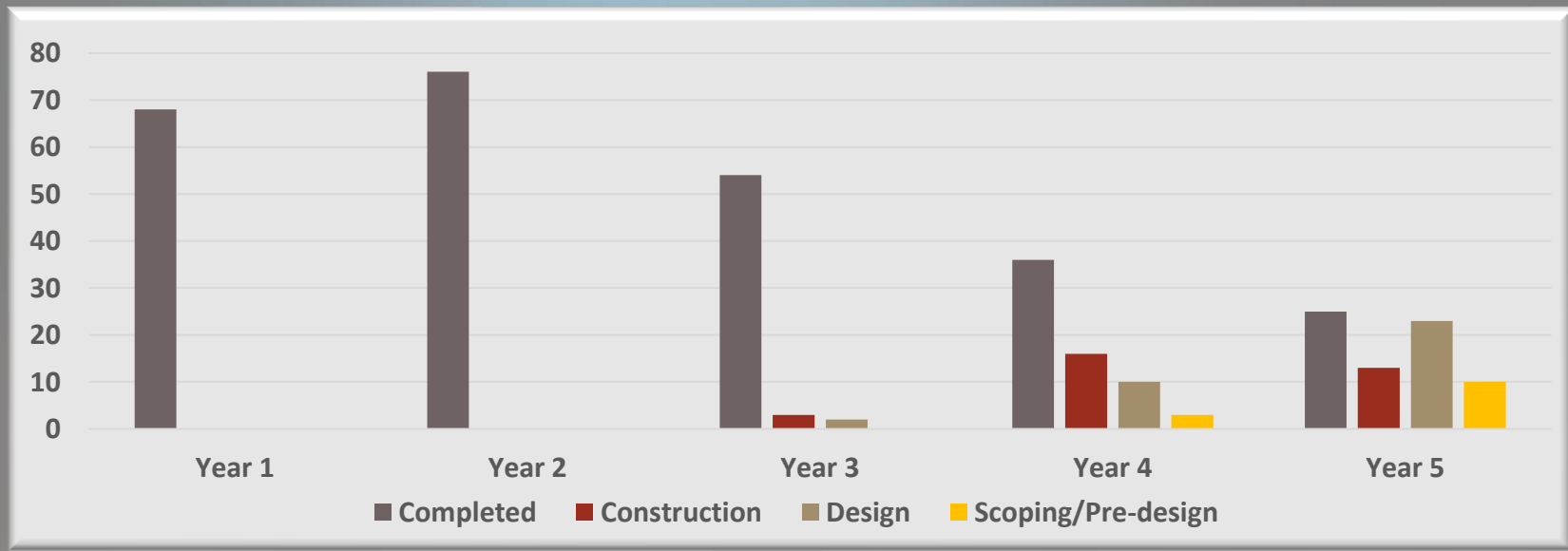
construction.dadeschools.net

GOB PROJECT UPDATE



Project Status as of June 30, 2022

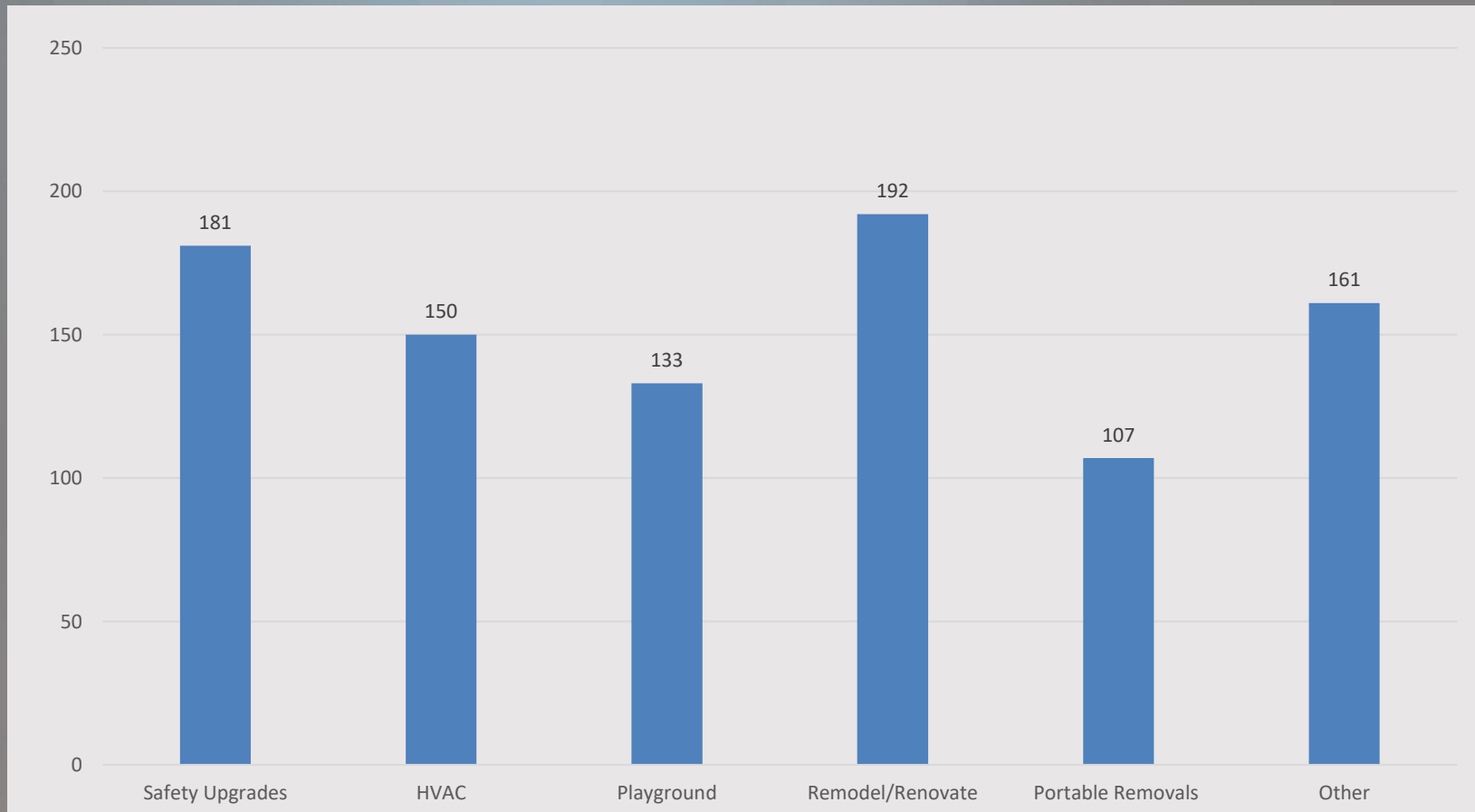
	YEAR 1	YEAR 2	YEAR 3	YEAR 4	YEAR 5	TOTAL
COMPLETED	68	76	54	36	25	259
CONSTRUCTION			3	16	13	32
DESIGN			2	10	23	35
SCOPING / PRE-DESIGN				3	10	13
TOTAL	68	76	59	65	71	339



GOB PROJECT UPDATE



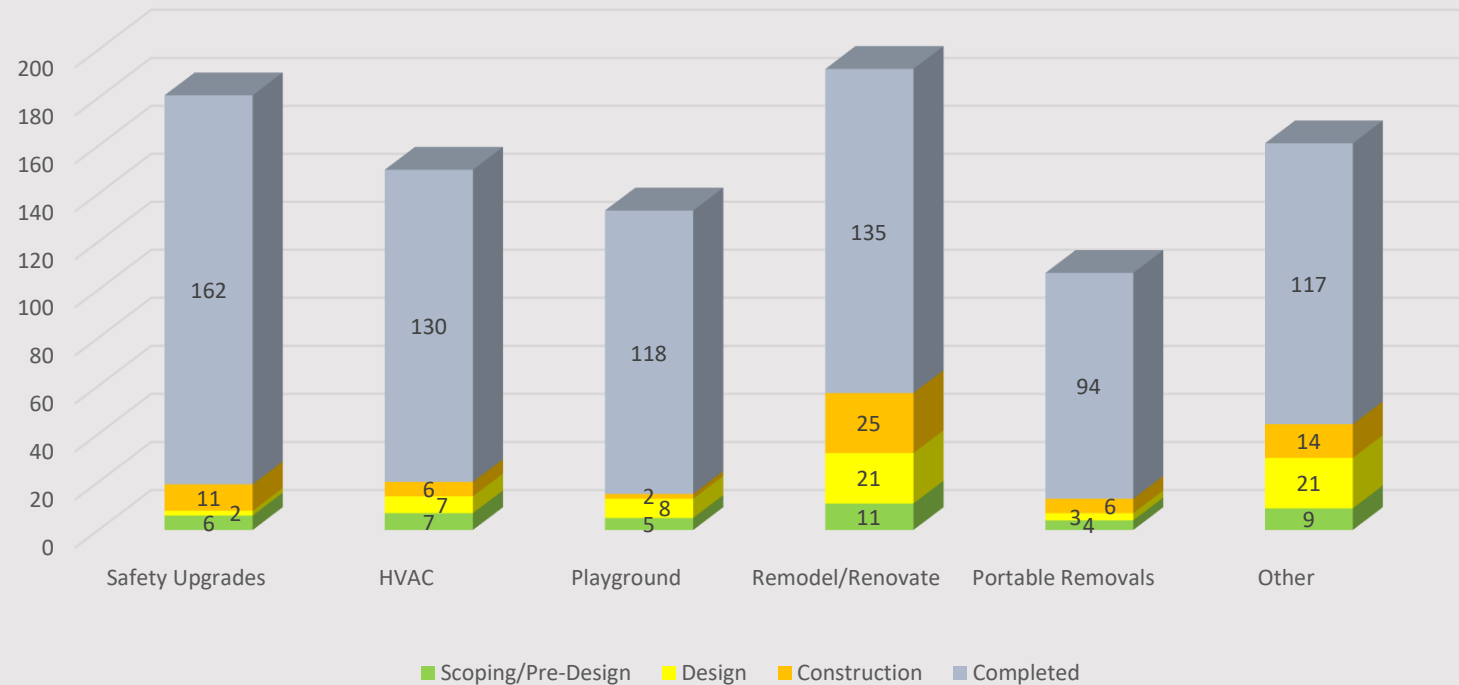
Accelerated/Complementary Scope Projects by Category As of June 30, 2022



GOB PROJECT UPDATE



Accelerated/Complementary Scope Projects by Status As of June 30, 2022

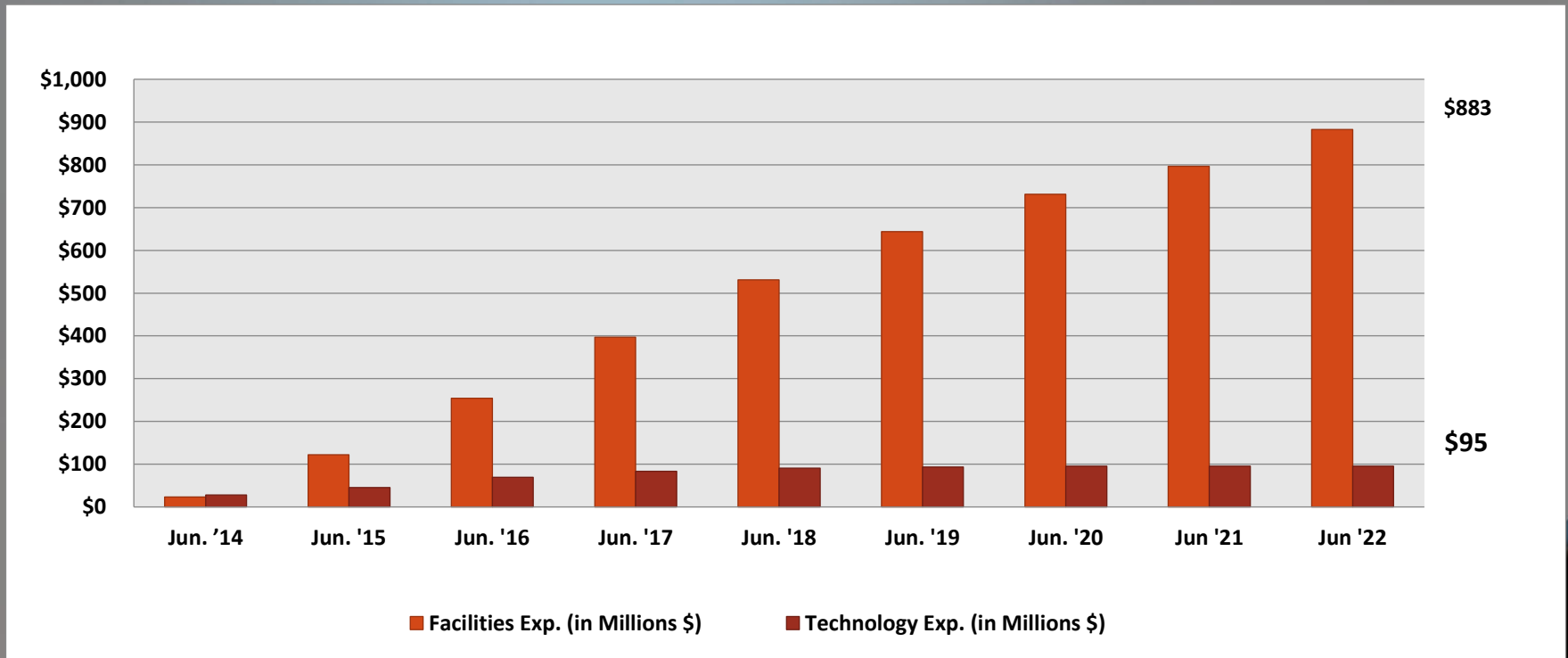


GOB EXPENDITURES

As of June 30, 2022



Transaction Category	Jun. '14	Jun. '15	Jun. '16	Jun. '17	Jun. '18	Jun. '19	Jun. '20	Jun '21	Jun '22
Facilities Exp. (in Millions \$)	\$23	\$122	\$254	\$397	\$531	\$644	\$731	\$797	\$883
Technology Exp. (in Millions \$)	\$28	\$45	\$69	\$83	\$90	\$93	\$95	\$95	\$95

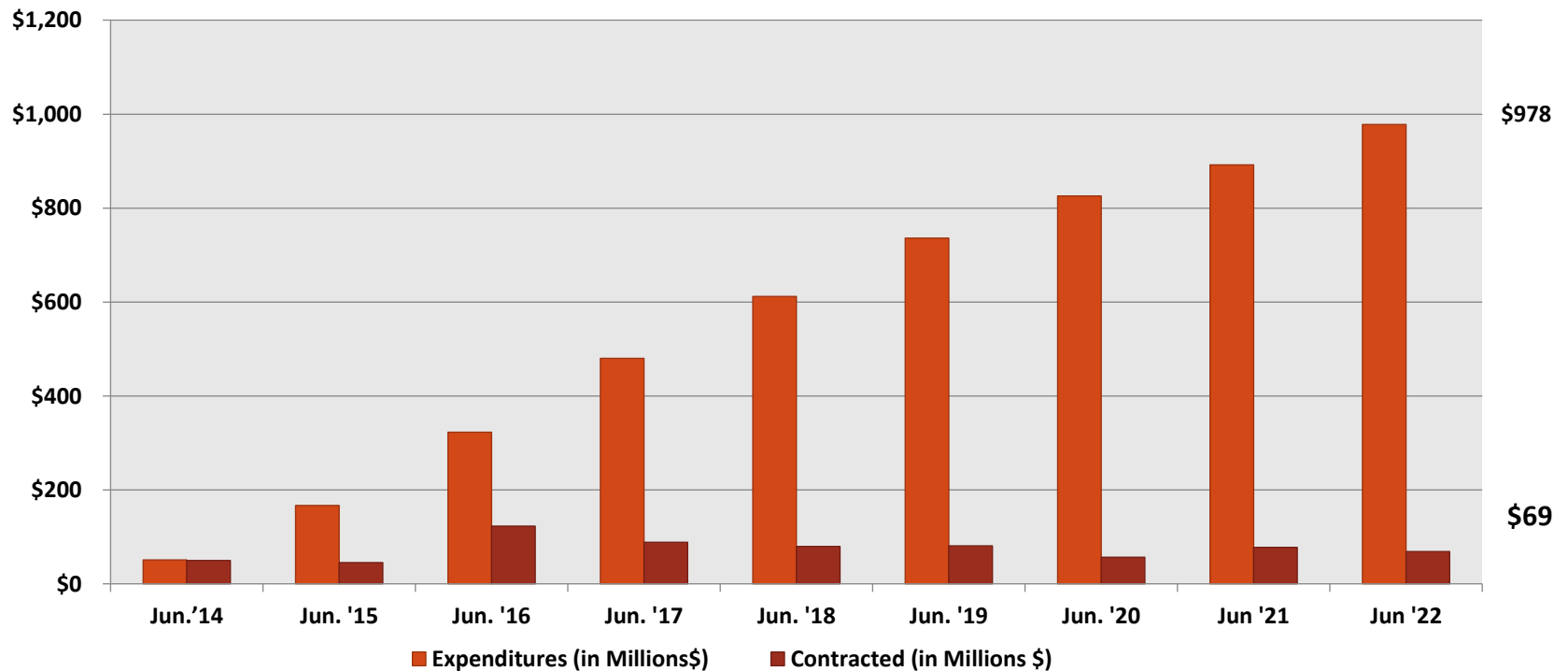


GOB EXPENDITURES & CONTRACTED



As of June 30, 2022

Transaction Category	Jun.'14	Jun. '15	Jun. '16	Jun. '17	Jun. '18	Jun. '19	Jun. '20	Jun '21	Jun '22
Expenditures (in Millions\$)	\$51	\$167	\$323	\$480	\$612	\$736	\$826	\$892	\$978
Contracted (in Millions \$)	\$50	\$46	\$123	\$89	\$80	\$81	\$57	\$78	\$69



QUARTERLY EXPENDITURES

BY COST CATEGORY (AS OF 6/30/2022)



GOB Expenditures by Cost Category and Program Group as of June 30, 2022

Cost Category Group Description	Facilities	Technology	Total Expenditures
Construction & Preconstruction Services	\$ 510,954,054.93	\$ 6,407,505.34	\$ 517,361,560.27
Direct Purchase of Construction Materials	\$ 143,987,083.19		\$ 143,987,083.19
Furniture Fixtures & Equipment	\$ 18,813,133.23	\$ 83,707,271.08	\$ 102,520,404.31
Architectural Engineering Services	\$ 56,954,226.37	\$ 24,182.62	\$ 56,978,408.99
Maintenance Managed Projects	\$ 41,405,339.40	\$ 1,547,775.48	\$ 42,953,114.88
Program Management Services	\$ 39,072,780.01	\$ 220,756.61	\$ 39,293,536.62
Abatement/Overhead	\$ 36,492,653.17	\$ 733,846.00	\$ 37,226,499.17
Building Code Compliance Services	\$ 11,178,564.93	\$ 11,009.00	\$ 11,189,573.93
Builders Risk Insurance	\$ 5,665,327.42	\$ 9,000.00	\$ 5,674,327.42
GOB Financial Services	\$ 4,593,406.93		\$ 4,593,406.93
Environmental Services	\$ 3,936,225.91		\$ 3,936,225.91
P/A Systems Services	\$ 3,054,401.28		\$ 3,054,401.28
Software	\$ 9,415.00	\$ 2,425,829.24	\$ 2,435,244.24
Roofing	\$ 2,419,902.77		\$ 2,419,902.77
Custodial Reimbursement	\$ 1,262,039.52	\$ 20,576.12	\$ 1,282,615.64
Printing Services	\$ 888,404.86	\$ 452.02	\$ 888,856.88
Advertising	\$ 501,336.89		\$ 501,336.89
Miscellaneous (e.g., Fire Watch, Rekeying, Security Services, Signs)	\$ 419,584.99		\$ 419,584.99
Utility Services	\$ 205,612.61	\$ 52,896.61	\$ 258,509.22
Photography Services	\$ 227,028.11	\$ 168.00	\$ 227,196.11
GOB Audit	\$ 188,500.00		\$ 188,500.00
Survey Services	\$ 150,396.51		\$ 150,396.51
Legal Services	\$ 146,838.55		\$ 146,838.55
Test and Balance	\$ 81,661.34		\$ 81,661.34
Scheduling	\$ 77,619.26		\$ 77,619.26
Reimbursement	\$ 62,275.99		\$ 62,275.99
Government Requirement	\$ 52,116.87		\$ 52,116.87
Estimating Services	\$ 30,758.00		\$ 30,758.00
Print Media	\$ 25,958.13		\$ 25,958.13
Rental/Lease of Modular Units	\$ 19,611.24		\$ 19,611.24
Total Expenditures	\$ 882,876,257.41	\$ 95,161,268.12	\$ 978,037,525.53

Source: SAP

SOURCE: SAP
(FULL REPORTS POSTED ON GOB WEBSITE)

QUARTERLY EXPENDITURES

BY VENDOR (excerpt - AS OF 6/30/2022)



Vendor	Total Expenditures	Micro Business Enterprise	Small Business Enterprise	Minority/Women Business Enterprise	Expired Certification Date
166 RESTORATION PLUS CORP	\$ 123,955.00	X		Hispanic American	6/10/2023
A & B HARDWARE/LUMBER INC	\$ 987.84				
A & M SUPPLY CORPORATION	\$ 27,101.12		X	Hispanic American	5/31/2022
A 1 DURAN ROOFING INC	\$ 1,433,943.55				
A 50 STAR FLAHS SIGNS	\$ 6,116.00				
A AFFORDABLE F CARPET	\$ 92,561.73	X		Hispanic American	2/1/2025
A AND B PIPE & SUPPLY CO	\$ 35,135.30				
AIR UTILITIES SUPPLY INC	\$ 103,082.84				
AL PAIRO TRUCKING INC	\$ 135,177.31				
AAA AUTOMATED DOOR REPAIR INC	\$ 8,581.74				
AAA FLAG & BANNER MFG CO	\$ 9,070.74				
AAA TOOL & SUPPLY	\$ 1,095.60				
BARON INDUSTRIAL SAFETY INC	\$ 4,082.60				
ABC IMAGING INC	\$ 11,451.60				
ABC SOUTH LUMBER &	\$ 14,661.10				
ABC SUPPLY CO INC	\$ 44,487.57				
ABC SUPPLY CO TOWN & CTRY	\$ 341,590.09				
ABE & COMPANY INC	\$ 207.00				
ABOVE INTERIOR DISTRIBUTORS INC	\$ 286,211.01				
ABSOLUTE CIVIL	\$ 34,422.65			Minority Female	5/24/2024
ACT SUPPLY INC	\$ 50,952.38				
ACA ASSOCIATES INC	\$ 408,660.39				
ACCESS BUILDERS INC	\$ 44,150.00			Hispanic American	7/22/2022
ACCO INNOVATION USA LLC	\$ 6,093.98				
ACCUAIR INC	\$ 12,403,362.29				
ACCURATE DESIGN	\$ 83,500.00			Hispanic American	7/21/2024
ACE EDUCATIONAL	\$ 3,911.00				
ACE Flooring Systems, Inc.	\$ 8,249.00				
ACE PUMP & SUPPLY	\$ 3,700.75				
ACE SWINGS & VACUUM CENTER	\$ 1,095.92				
ACOUSTI DOORS &	\$ 2,868.00				
ACOUSTI ENGINEERING CO OF FL	\$ 1,075.68				
ACTION SOO & LANDSCAPE CENTER INC	\$ 101.10				
ACTION SUPPLY CO	\$ 17,749.00				
AD-TRAC LLC	\$ 17,749.00				
ADONEL CONCRETE & FINISHES OF FL	\$ 17,749.00				
ADONEL CONCRETE PUMPING AND	\$ 104.63				
ADVANCE SECURITY GROUP ENTERPRISE	\$ 1,517.75				
ADVANCED FIRE & SECURITY INC	\$ 6,508.84				
ADVANCED MULTI SIGN CORP	\$ 15,982.85		X		
ADVANCED RECREATIONAL CONCERN	\$ 230,006.64				
APP INDUSTRIES INC	\$ 4,980.51				
ASI INTERNATIONAL INC	\$ 2,940.00				
AIR CONTRACTING &	\$ 377,822.70	X		Hispanic American	10/2/2022
AIRQUEST ENVIRONMENTAL INC	\$ 303,431.91			Non-Minority Female	12/22/2023
ATDORA LUMINUM & GLASS	\$ 58,386.96				
ALL AMERICAN PRECAST	\$ 96,455.00				
ALL COUNTY MUSIC INC	\$ 568,483.44				
ALL DADS LAWN MOWERS	\$ 1,295.88				
ALL FLO-DA CARPET INC	\$ 18,304.00				
ALL GREEN NURSERY	\$ 454,259.65				
ALL POINTS DESIGN CORP	\$ 111,218.00		X	Hispanic American	2/9/2024
ALL RACK & SHELVING INC	\$ 20,786.18				
ALL SOUTH LIGHTING INC	\$ 17,545.06				
ALL SPECIALTY SALES INC	\$ 472,271.95				
ALL GUZZ ARCHITECTURE INC	\$ 1,862,968.27		X	Hispanic American	4/29/2023
ALL PUMPS INC	\$ 34,233.00				
ALLIED CONTROLS INC	\$ 100,083.38				
ALLIED INTERIOR PRODUCTS	\$ 217,510.38				
ALLIED PAPER COMPANY	\$ 131,860.68		X	Non-Minority Female	1/20/2024
ALLIED TRUCKING OF FLORIDA	\$ 39,976.53				
ALSTEL & GYPSUM	\$ 610,965.87				
ALUM MEDIA LLC	\$ 68,237.68				
ALTA HOME REMODELING CO.	\$ 120,045.00	X		Hispanic American	4/20/2023
AMDI USA	\$ 10,831.50				
AMEC HOSER WHEELER ENVIRONMENT &	\$ 52,761.64				
AMERICAN HARBOR CORP	\$ 32,407.44				
AMERICAN IMPACT	\$ 205,372.08				
AMERICAN OIL	\$ 35,538.35				
AMERICANA INC	\$ 7,576.00				
AM DISTRIBUTORS INC	\$ 5,606.44				
AMON ENTERPRISE INTL CORP	\$ 172,398.44				

Vendor	Total Expenditures	Micro Business Enterprise	Small Business Enterprise	Minority/Women Business Enterprise	Expired Certification Date
7.7P SPORTING GOODS	\$ 19,468.60				
DISCOVER INC	\$ 5,529,180.97				
Total Expenditures	\$ 978,037,525.53				

First Page

Last Page

QUARTERLY EXPENDITURES

By district/school/project#/cost category (as of 6/30/2022)




GOB Expenditures by Location / Project & Cost Category as of June 30, 2022 - District 3

Location / Project Number / Cost Category	Total Expenditures
0241	\$ 5,557,796.69
RUTH K BROAD/BAY HARBOR K-8	
01295600	\$ 234,073.95
Abatement/Overhead	\$ 16,400.00
Architectural Engineering Services	\$ 23,908.04
Building Code Compliance Services	\$ 6,628.00
Construction & Preconstruction Services	\$ 154,676.00
Direct Purchase of Construction Materials	\$ 24,922.64
Environmental Services	\$ 5,840.55
Builders Risk Insurance	\$ 1,698.72
01306000	\$ 1,136,328.82
Abatement/Overhead	\$ 29,692.08
Architectural Engineering Services	\$ 60,768.71
Building Code Compliance Services	\$ 25,898.57
Construction & Preconstruction Services	\$ 818,579.17
Custodial Reimbursement	\$ 3,473.00
Direct Purchase of Construction Materials	\$ 1,173.00
Legal Services	\$ 1,173.00
Miscellaneous (e.g., Fire Watch, Rekeying, Security Services, Signs)	\$ 1,173.00
Photography Services	\$ 209.18
Printing Services	\$ 2,817.27
Program Management Services	\$ 101,875.29
Builders Risk Insurance	\$ 5,775.18
01344700	\$ 102,752.07
Construction & Preconstruction Services	\$ 10,737.20
Furniture Fixtures & Equipment	\$ 92,014.87
01439400	\$ 3,597,861.15
Abatement/Overhead	\$ 65,048.30
Advertising	\$ 8,726.20
Architectural Engineering Services	\$ 438,753.28
Building Code Compliance Services	\$ 62,531.50
Construction & Preconstruction Services	\$ 761,029.43
Custodial Reimbursement	\$ 369.30
Direct Purchase of Construction Materials	\$ 1,852,621.31
Environmental Services	\$ 39,294.82
Furniture Fixtures & Equipment	\$ 246,288.09
Miscellaneous (e.g., Fire Watch, Rekeying, Security Services, Signs)	\$ 204.00
Printing Services	\$ 2,490.35
Program Management Services	\$ 95,592.91
Builders Risk Insurance	\$ 24,911.66
01439401	\$ 114,570.39
Abatement/Overhead	\$ 4,631.80
P/A Systems Services	\$ 106,679.00
Program Management Services	\$ 3,259.59
01439402	\$ 56.00
Abatement/Overhead	\$ 56.00
01519600	\$ 336,106.91
Abatement/Overhead	\$ 18,991.21
Architectural Engineering Services	\$ 44,494.50
Construction & Preconstruction Services	\$ 272,621.20

Source: SAP

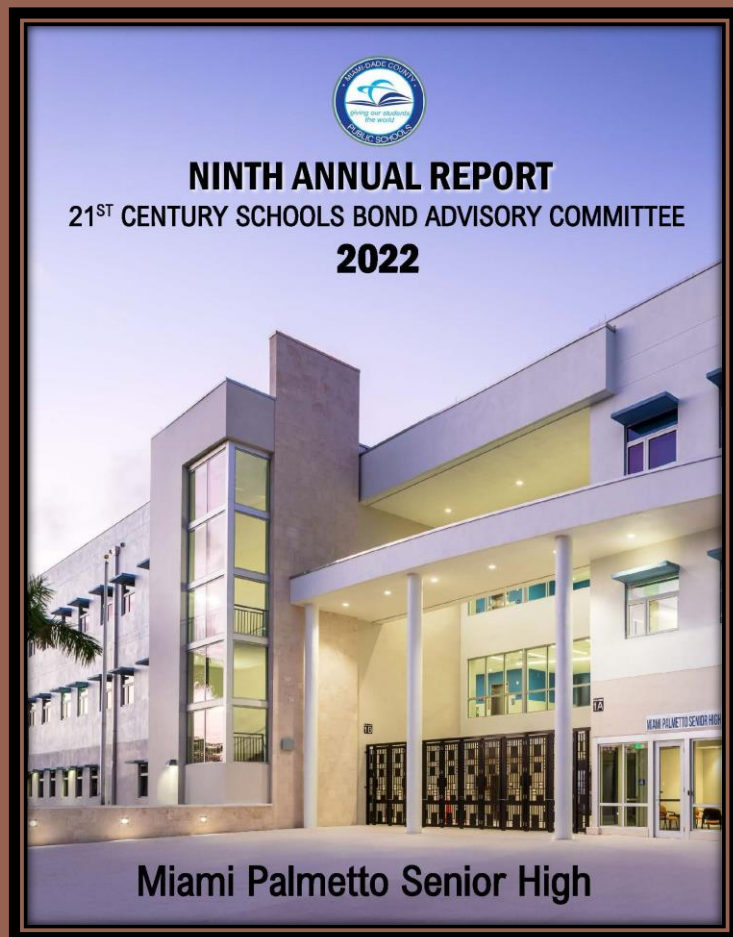
1 of 16

SOURCE: SAP
(FULL REPORTS POSTED ON GOB WEBSITE)



OFFICE OF SCHOOL FACILITIES NINTH ANNUAL REPORT

NINTH ANNUAL REPORT



21st Century Schools Bond Advisory Committee

2022

Bond Advisory Committee – Duties and Responsibilities

On May 8, 2013, the School Board approved Board Policy 9145 on final reading constituting the 21st Century Schools Bond Advisory Committee. The Policy established the purpose of the Committee and membership requirements reflective of Miami-Dade's diverse make-up. Following are relevant excerpts of the Policy.

Purpose:

The purpose of the 21st Century Bond Advisory Committee ("Committee") is to review, monitor, make recommendations to the School Board and Superintendent, and inform the public on the planning, progress, and implementation of the projects funded with proceeds from the 21st Century Schools Bond Program ("Bond Program") approved by voters on November 6, 2012. The Committee was formed to provide transparency and instill confidence in Miami-Dade County taxpayers that projects funded by the Bond Program are being delivered in a timely manner, are equitably distributed across the community and that the investments made are supporting the local economy.

Committee's Responsibilities:

1. Review and monitor the performance and program achievements of the Bond Program;
2. Advise the Superintendent and the Board of the progress of the Bond Program;
3. Assist in informing the community of the Bond Program progress and participate in District community outreach efforts;
4. Assist in the annual planning of activities related to Bond Program implementation; and
5. Make recommendations on the use of any surplus bond project funds or unspent project allocations.

The Committee's reviews and recommendations shall be reported on an annual basis to the Board, Superintendent and the community. The annual report shall assess the implementation of the Bond program to ensure that the Bond Program proceeds are being spent according to the published plan, that projects are being delivered in a timely manner and are equitably distributed, and that Bond Program proceeds are directed to the local economy.

Page 3

bondsfor.schools.dadeschools.net

The Ninth Annual Report is a high-level summary of GO Bond related activities undertaken during the period of July 1, 2021 through June 30, 2022 and was electronically disseminated prior to September 13, 2022.

NINTH ANNUAL REPORT



Main Sections:

- Committee governance and membership
- Executive Summary describing level of effort for projects in years 1 through 5, as well as accelerated scope
- S/MBE related activities specific to S/MBE and M/WBE project participation, efforts to pre-qualify contractors, and outreach and mentoring
- A general GO Bond program update highlighting accomplishments
- An overview of best practices employed to streamline project delivery and achieve cost efficiencies
- Financial activity, specifically expenditures and contracted amounts through June 30, 2022, and details at a micro level, including location, project and type of expenditure
- A project status summary for 1263 projects, which include main projects and accelerated/residual scope
- Committee meeting information for the reporting period, outreach events and press releases

NINTH ANNUAL REPORT




GOB Committee members:

- Have an opportunity to review the Annual Report and provide any comments for incorporation into the Final Report.
- Received a hard copy on September 13th.

RECOMMENDED ACTION:

**ACCEPTANCE FOR REVIEW OF THE NINTH ANNUAL REPORT
TO BE APPROVED AT THE NEXT GOB BOND ADVISORY COMMITTEE MEETING**



MAST @ FIU BISCAYNE BAY CAMPUS

Dr. Matthew Welker

MAST @ FIU Biscayne Bay Campus

305-948-1200

mwelker@dadeschools.net

MAST @ FIU

Biscayne Bay Campus

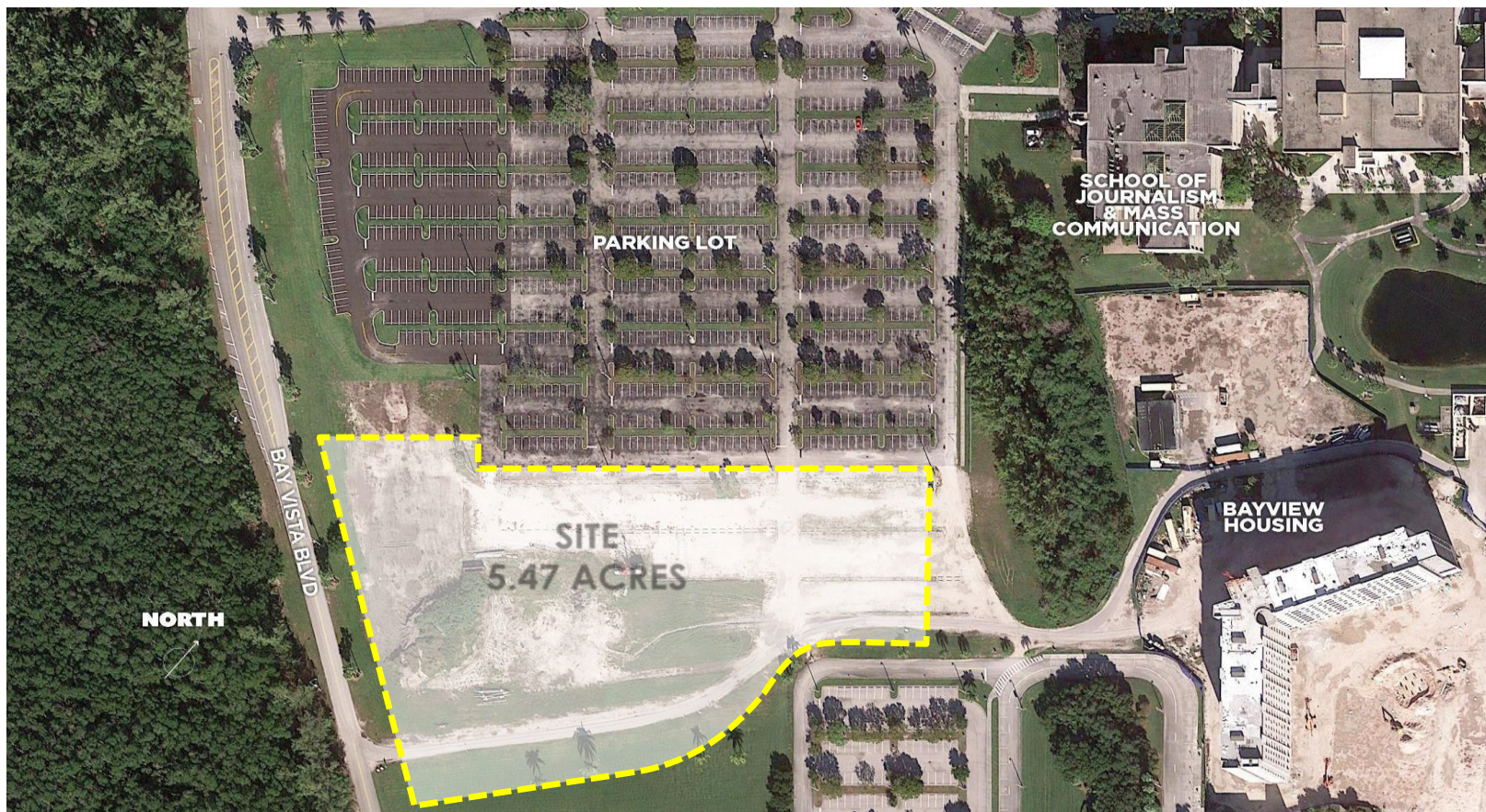
Meeting of the 21st Century Schools
GO Bond Advisory Committee
September 13, 2022



DESIGN INFLUENCES

- Unique Program
 - Highly focused educational experience
 - Opportunity to have the entire building as an environmental teaching lab
 - Only university based high school in Florida
- Unique Site
 - FIU Biscayne Bay Campus
 - Proximity to the bay
 - Connectivity/synergy with buildings on campus







DESIGN FEATURES

- 50k SF Building, east-west orientation to maximize north and southern exposures
- Green belt continuation
- Primary site access from Bay Vista Blvd.
- Visitor parking (7 p.s.)
- Parent drop-off (350ft vehicular queuing)
- Sidewalk extensions to link into campus-wide pedestrian walkways
- Single main entrance to building
- Staff parking (49 p.s.)
- Kayak storage shed
- Open green area (wetland)



TIMELINE


August 2013	School Opens
August 2015	Portable Classrooms Occupied
November 2017	Solicitation for Architect/Engineer
March 2018	Sublease Agreement with FIU
May 2018	Architect Commissioned
July 2019	Construction Contract Awarded
August 2021	Occupancy of New Facility




















OFFICE OF SCHOOL FACILITIES GOB UPDATE

Erick Laventure
Design & Sustainability
305-995-4685
elaventure@dadeschools.net

MAST @ FIU Biscayne Bay Campus

Project budget:
\$20,506,528

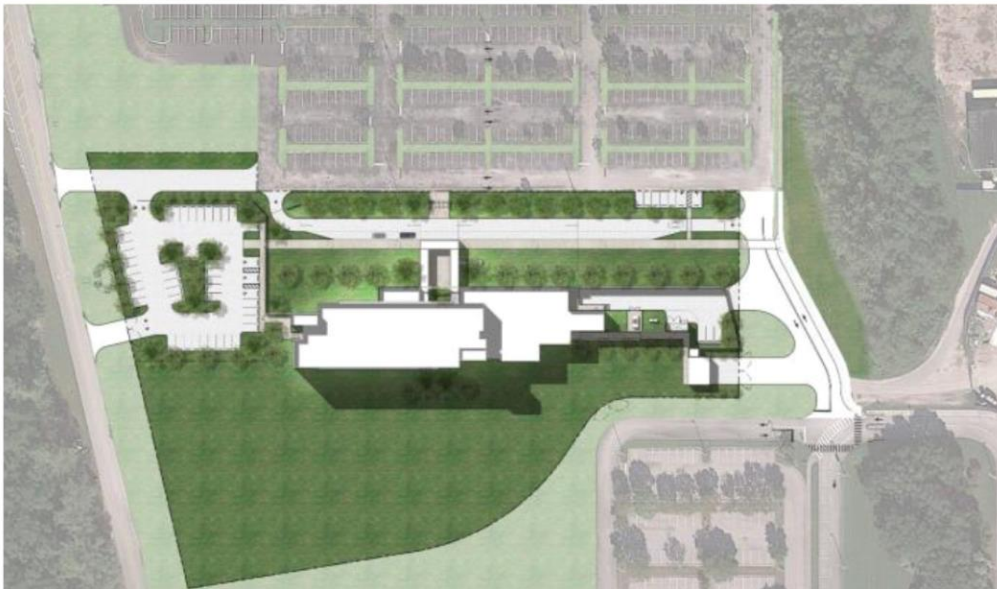
Construction:
\$15,880,833



MAST @ FIU Biscayne Bay Campus



- Building oriented East – West to minimize heat gain
- General purpose classrooms, Science Labs, Skills Labs, Environmental Labs, Media Center
- Solar Ready Roof
- Solar paneled Drop-Off



Square Footage:
52,273 G.S.F.

Student Stations:
640

View from Southwest corner



View from the North

Parent drop-off planned with solar panels



Classroom features: LED lighting, natural light, and marmoleum flooring

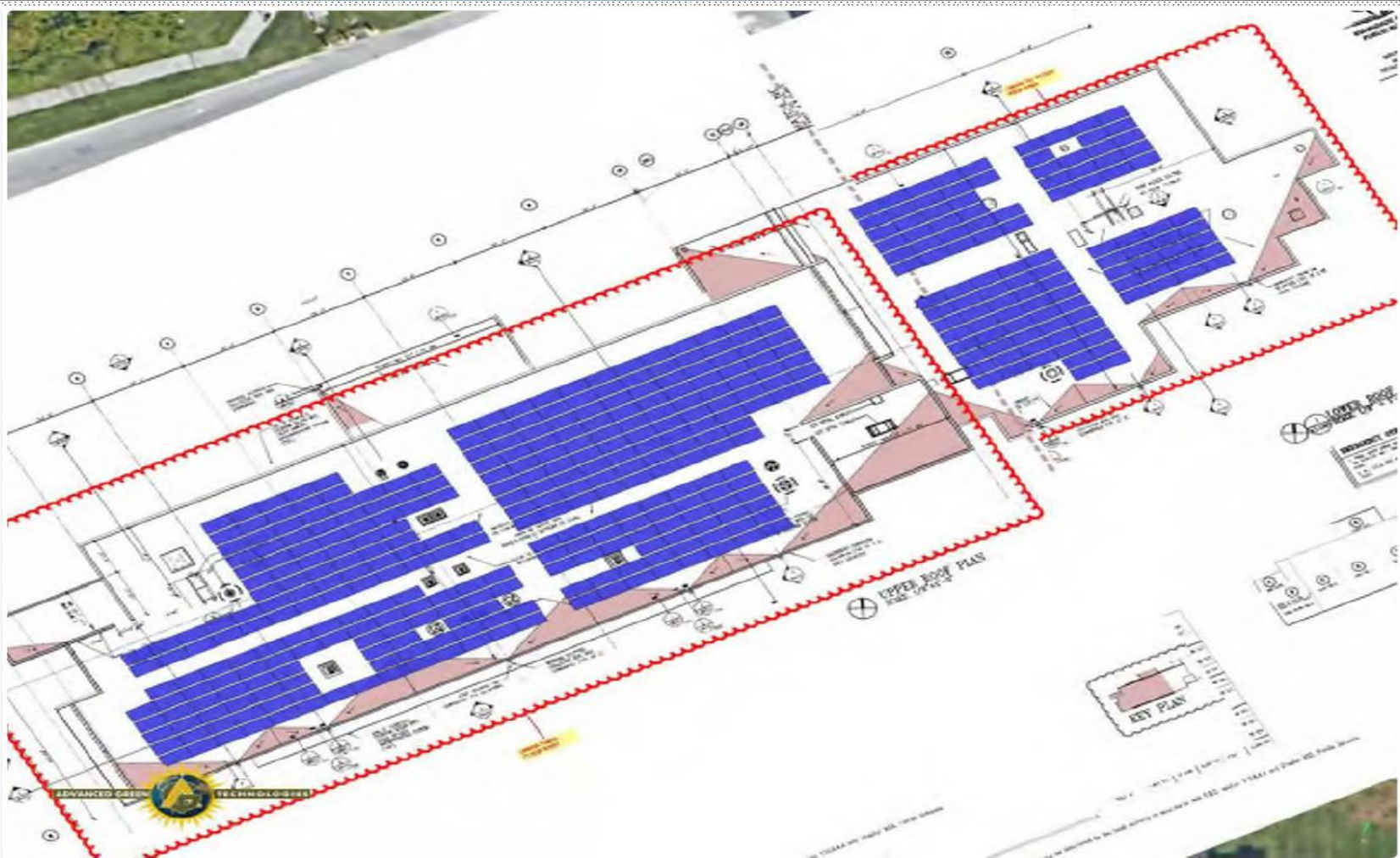


SCIENCE LAB FEATURE MODULAR FURNITURE




SOLAR READY ROOF

SOLAR PANEL INSTALLATION PLANNED AS SEPARATE PROJECT




MAST @ FIU Biscayne Bay Campus





GUEST SPEAKERS: FIU STUDENTS



OFFICE OF ECONOMIC OPPORTUNITY

Jennifer D. Andreu

Jandreu@dadeschools.net

Assistant Superintendent, Equity & Diversity

M-DCPS Office of Economic Opportunity

oeo.dadeschools.net

305-995-1307

Infographic: OEO's Impact Since 2013



Office of Economic Opportunity

A huge thank you to our vendors
Impact Since 2013



\$519.70M

GOB SPENDING WITH
SMALL/MICRO, M/WBE,
AND VETERAN FIRMS



233

GRADUATED FIRMS
IN OUR PROGRAMS



661

TOTAL NUMBER OF
OUTREACH EVENTS



1835

SCHOOL SITE
WORKFORCE REVIEWS

Data as of June 30, 2022

GOB PRIME EXPENDITURES SUMMARY



GOB Expenditures Breakdown by Certification Programs June 30, 2022		
Certified Expenditures Summary by Program		
M/WBE Expenditures	\$505,135,791.57	
MBE/SBE Expenditures	\$13,950,141.12	
VBE Expenditures	\$615,737.60	
Certified Expenditures Summary by M/WBE Designation		
African American Expenditures	\$52,927,409.55	10.48%
Asian American Expenditures	\$4,591,347.71	0.91%
Hispanic American Expenditures	\$431,453,333.66	85.41%
Women Expenditures	\$16,163,700.65	3.20%
Total Certified Firms Expenditures	\$519,701,670.29	

NOTE: Out of more than \$978.04M spent through June 30, 2022, 53.14% of all dollars were expended on local certified Small/Micro, Minority/Women, and Veteran Businesses!

PREQUALIFICATION



PREQUALIFIED FIRMS BY DISCIPLINE*	TOTAL	AA	A	NA	HA	NM	VBE	NC
Alarm Systems Contractor I	8	0	0	0	0	0	0	8
Alarm Systems Contractor II	4	0	0	0	1	0	0	3
Asbestos Contractor	5	0	0	0	1	1	0	3
Building Contractor	8	4	0	0	1	1	0	2
Class A Air Conditioning Contractor	12	1	0	0	4	1	0	6
Electrical Contractor	24	5	0	1	7	1	0	10
Fire Equipment Dealer Contractor	1	0	0	0	0	0	0	1
Fire Protection Systems Contractor	5	1	0	0	1	0	0	3
General Contractor*	119	10	1	0	45	6	2	55
Glass Glazing Contractor	1	0	0	0	1	0	0	0
Gypsum Drywall Specialty Contractor	1	1	0	0	0	0	0	0
Irrigation Specialty Contractor	1	0	0	0	1	0	0	0
Mechanical Contractor	20	2	0	0	6	2	0	10
Mold, Mold Assessor, Mold Remediator Contractor	5	0	0	0	2	1	0	2
Plumbing Contractor	8	2	0	0	4	1	0	1
Pollutant Storage Systems Contractor	2	0	0	0	1	1	0	0
Roofing Contractor	18	2	0	0	8	0	0	8
Solar Contractor	1	0	0	0	0	0	0	1
Specialty Electrical Contractor	3	0	0	0	2	0	0	1
Underground Utility & Excavation	9	0	0	0	4	1	0	4
Grand Total	255	28	1	1	89	16	2	118

200	TOTAL PREQUALIFIED FIRMS As of July 20, 2022	
106	PREQUALIFIED M/WBE FIRMS	
	25	African American
	1	Asian American
	71	Hispanic American
	1	Native American
	8	Non-Minority Women
2	PREQUALIFIED VBE FIRMS	
38	PREQUALIFIED MBE FIRMS	
54	PREQUALIFIED SBE FIRMS	
93	NON-CERTIFIED FIRMS	

*Some firms have more than one discipline. Chart reflects disciplines by race.

Key Legend: AA – African American; A – Asian American; NA – Native American; HA – Hispanic American; NM - Non-Minority; VBE – Veteran Business Enterprise; NC – Non-Certified

CERTIFICATION BY DESIGNATION AND INDUSTRY



TOTAL CERTIFICATIONS				TYPE OF COMPANY			
<i>FY 11-12 Benchmark</i>	<i>June 2022</i>	<i>July 2022</i>	BREAKDOWN OF CERTIFICATIONS	Construction	Goods & Services	Professional Services Non A/E	Professional Services A/E
40	164	170	African-American Female	17	109	44	0
128	201	203	African-American Male	71	87	28	17
0	16	16	Asian-American Female	2	8	3	3
0	27	27	Asian-American Male	3	9	2	13
78	211	211	Hispanic-American Female	67	100	17	27
207	395	398	Hispanic-American Male	185	127	24	62
0	1	1	Native-American Female	1	0	0	0
0	1	1	Native-American Male	1	0	0	0
104	94	94	Non-Minority Female	29	45	11	9
0	57	59	Non-Minority Male	24	22	8	5
0	3	3	Veteran Female	0	3	0	0
0	41	42	Veteran Male	12	21	8	1
557	1211	1225	TOTAL	412	531	145	137

As of July 31, 2022

COMPLIANCE UPDATE



The OEO has reviewed from July 1, 2021 – July 31, 2022

- 17 School Board agenda items
- 8 Capital Improvement and Maintenance Projects (Assignments)
- Reviews Include:
 - Assessment of compliance on established SBE/MBE/MWBE/VBE goals
 - Confirming and verifying signed Letters of Intent on contract dollars awarded to SBE, MBE, MWBE, and VBE Sub-contractors
 - Confirming and verifying signed Memorandums of Understanding on contract dollars awarded to SBE, MBE, MWBE, and VBE Sub-consultants
 - Confirming and verifying SBE, MBE, MWBE, and VBE certification designations

ON-SITE WORKFORCE REVIEWS UPDATE CURRENT FISCAL YEAR JULY 1, 2021 – JUNE 30, 2022



398 REVIEWS WERE CONDUCTED

During On-site Workforce Reviews, OEO:

- **Conduct** - Prime and Sub-contractor worker interviews
- **Inspect** - Vendor badges for compliance with Jessica Lunsford Act
- **Verify** - Sub-contractors and Sub-consultants reporting in the M-DCPS Online Diversity Compliance System
- **Document** - Local workforce on the project through daily logs, interviews, and pictures
- **Complete** - On-site workforce reports for each project site visited

RECENT OUTREACH EFFORTS & EVENTS



Minding Your Business

Saturday, August 6, 2022

10:00 am – 3:00 pm

5555 NW 95th Avenue – Sunrise, FL 33351

Miami-Dade Chamber of Commerce - Members Meet Up

Tuesday, August 9, 2022

4:00 pm – 5:00 pm

Virtual Meeting

M-DCPS After School Activities Vendor Fair

Thursday, August 11, 2022

9:30 am – 11:30 am

iTech – 6101 NW 2nd Avenue – Miami, FL 33127

Office of the Mayor of Miami-Dade County: Morning Huddle

Friday, August 12, 2022

10:00 am – 11:00 am

Virtual and Online Broadcast

RECENT OUTREACH EFFORTS & EVENTS



Miami-Dade Chamber of Commerce - Members Meet Up

Tuesday, August 16, 2022

4:00 pm – 5:00 pm

Virtual Meeting

SFAA Regional Supplier Diversity Working Group

Wednesday, August 17, 2022

10:30 am – 11:30 am

Virtual Meeting

Miami-Dade Chamber of Commerce - Members Meet Up

Tuesday, August 23, 2022

4:00 pm – 5:00 pm

Virtual Meeting

NAACP Economic Development Committee Event

Be Your Own Boss – Handling Your Business

Thursday, August 25, 2022

6:00 pm – 8:00 pm

Joe Celestin Center - 1525 NW 135 Street - Miami, FL 33167

UPCOMING OUTREACH EFFORTS & EVENTS



Virtual M-DCPS Stores and Distribution Fair

Friday, September 16, 2022

11:00 am – 12:00 pm

Virtual Meeting

M-DCPS in Partnership with South Dade Chamber of Commerce

Thursday, September 22, 2022

11:30 am – 1:00 pm

(Location TBA)

M-DCPS in Partnership with the South Economic Development Council

Wednesday, September 28, 2022

11:30 am – 12:30 pm

Virtual Meeting

NEWS & NOTEWORTHY



M-DCPS Synergy: Connect 305 Conference

City of Miramar Construction Contractor Fair



NEWS & NOTEWORTHY



AUGUST IS **Black Business Month**

WE CELEBRATE BY SUPPORTING

Office of Economic Opportunity


MIAMI-DADE COUNTY PUBLIC SCHOOLS
OFFICE OF ECONOMIC OPPORTUNITY
PRESENTS

CELEBRATING BLACK BUSINESS MONTH

MASTER CLASS Series

Bid and Grant Writing for Small Businesses

WEDNESDAY, AUGUST 31, 2022
11:00 A.M. - 12:30 P.M.
OASIS AT MIAMI GARDENS
600 NW 183RD ST,
MIAMI GARDENS, FL 33169

Thank you to our Sponsor:  **Oasis**

Infographic: Mission, Initiatives & Outcomes OEO



OFFICE OF ECONOMIC OPPORTUNITY

Providing contracting opportunities for local businesses

Who We Are

The Office of Economic Opportunity (OEO) promotes the economic inclusion and growth of Small/Micro, Minority/Women, and Veteran Business Enterprises. We accomplish economic development and growth through certification, community outreach programs, contractor prequalification, and monitoring compliance activities. In addition, the OEO continues an ongoing collaboration with other public and private stakeholders to promote a more vibrant and inclusive local marketplace that maximizes future economic opportunities. We strive to ensure that local S/MBE's, M/WBE's, and VBE's have the best opportunity to do business with Miami-Dade County Public Schools and have an equal opportunity in all phases of the contracting process. The OEO currently operates under School Board Policy 6320.02 and the OEO Administrative Procedures Manual.

CERTIFICATION | CONTRACTOR PREQUALIFICATION | COMPLIANCE
COMMUNITY OUTREACH | TECHNICAL ASSISTANCE

OEO HIGHLIGHTS

SCHOOLS



482
MIAMI-DADE
COUNTY PUBLIC
SCHOOLS

NATION'S 4TH
LARGEST SCHOOL
DISTRICT

SPEND



\$519.70M
EXPENDITURES

GOB SPENDING
WITH CERTIFIED
FIRMS

GRADUATION



233
BUSINESSES

GRADUATED
FIRMS IN OUR
PROGRAMS

CONNECT



@MDCPSOEO



o eo.dadeschools.net

ENGAGE HOW YOU CAN GET INVOLVED WITH US

Technical Tuesday

Business Technical
Assistance Seminars

Social Media & Virtual events

South Florida Business
Directory & Resource Guide

Small Business Outreach Events

BUY LEARN WHAT WE DO



Goods & Services

Equipment • Furniture • Janitorial • Security •
Information Technology • Transportation • Food •
Hauling of Goods



Construction

Construction Services • Job Order Contracts •
Construction Specialty Trades



Professional Services (A/E)

Architecture • Professional Engineering •
Landscape Architecture • Surveying •
Mapping



Professional Services (Non-A/E)

Asbestos Consultants • Program Management •
Geotechnical • Construction Materials Testing •
Environmental Services

CERTIFICATIONS

SBE/MBE
1066

Small Business Enterprise &
Micro Business Enterprise
Program

M/WBE
1118

Minority/Women Business
Enterprise Program

VBE
43

Veteran Business Enterprise
Program

INTERLOCAL AGREEMENTS

SMALL/MICRO

U.S Small Business
Administration

Miami-Dade County
Miami Dade College

M/WBE

Florida Office of Supplier
Diversity

VBE

Florida Office of Supplier
Diversity

Infographic: Increasing the Number of Firms in Targeted Industries



Calling All Local Business Owners

LET US PREPARE YOU FOR FUTURE OPPORTUNITIES

OFFICE OF ECONOMIC OPPORTUNITY

Impact Since 2013



\$519.70M
GENERAL OBLIGATION BOND (GOB)
TOTAL SPENDING WITH
SMALL/MICRO, MINORITY/WOMEN,
AND VETERAN FIRMS



233
GRADUATED FIRMS IN OUR
PROGRAMS



661
TOTAL NUMBER OF OUTREACH
EVENTS



1835
SCHOOL SITE WORKFORCE
REVIEWS

**FOR MORE INFORMATION ON
BECOMING A VENDOR, GETTING
CERTIFIED AS A SMALL/MICRO,
MINORITY/ WOMEN, AND VETERAN
BUSINESS ENTERPRISE, OR BECOMING
PREQUALIFIED TO DO PRIME
CONSTRUCTION GOB WORK, CONTACT
US TODAY!**

Website:
oeo.dadeschools.net

Email:
oeo@dadeschools.net

Phone:
(305) 995 - 1307

Address:
**1450 NE 2nd Avenue
Suite 428
Miami, FL 33132**

Stay Connected:
@MDCPSOEO




CONSTRUCTION & A/E PROFESSIONAL SERVICES NIGP

CODES NEEDED:
SUPPORTING OUR GOB PROGRAM

- 91240 - Demolition Services
- 91438 - Electrical
- 91244 - Excavation Services
- 91276 - Striping Streets, Parking Facilities, Lane Div
- 91200 - Construction Services
- 91430 - Concrete
- 91457 - Metal Work
- 77000 - Roofing Materials & Supplies
- 91051 - Masonry, Concrete & Stucco Maintenance
- 90932 - Doors & Windows
- 90900 - Building Construction Services
- 93153 - Lighting Fixtures Maintenance & Repair
- 91450 - Heating, Ventilating & Air Conditioning
- 90600 - Architectural Services, Professional
- 92500 - Engineering, Professional

GOODS & SERVICES NIGP CODES NEEDED:

- 95294 - Transportation Services
- 91059 - Pest Control Services
- 91013 - Elevator Installation, Maintenance, Repair
& Inspection Services
- 91869 - Insurance Consultants
- 37500 - Foods: Bakery
- 38000 - Foods: Dairy
- 38500 - Foods: Frozen
- 39000 - Foods: Perishable
- 94600 - Financial Services
- 95300 - Insurance and Insurance Services
- 42500 - Furniture: Office
- 96149 - Legal Services, Attorneys
- 34000 - Fire Protection Equipment and Supplies
- 20400 - Computer Hardware
- 98800 - Roadside, Grounds, Recreational, and Park
Area Services (Landscaping)



UPCOMING MEETING: Next Regular Meeting

December 6, 2022