


21ST CENTURY SCHOOLS BOND ADVISORY COMMITTEE

JUNE 27, 2023



OFFICE OF FACILITIES DESIGN AND CONSTRUCTION GOB UPDATE

Raul F. Perez

Office of Facilities Design and Construction

Chief Facilities Design and Construction Officer


rperez6@dadeschools.net

construction.dadeschools.net

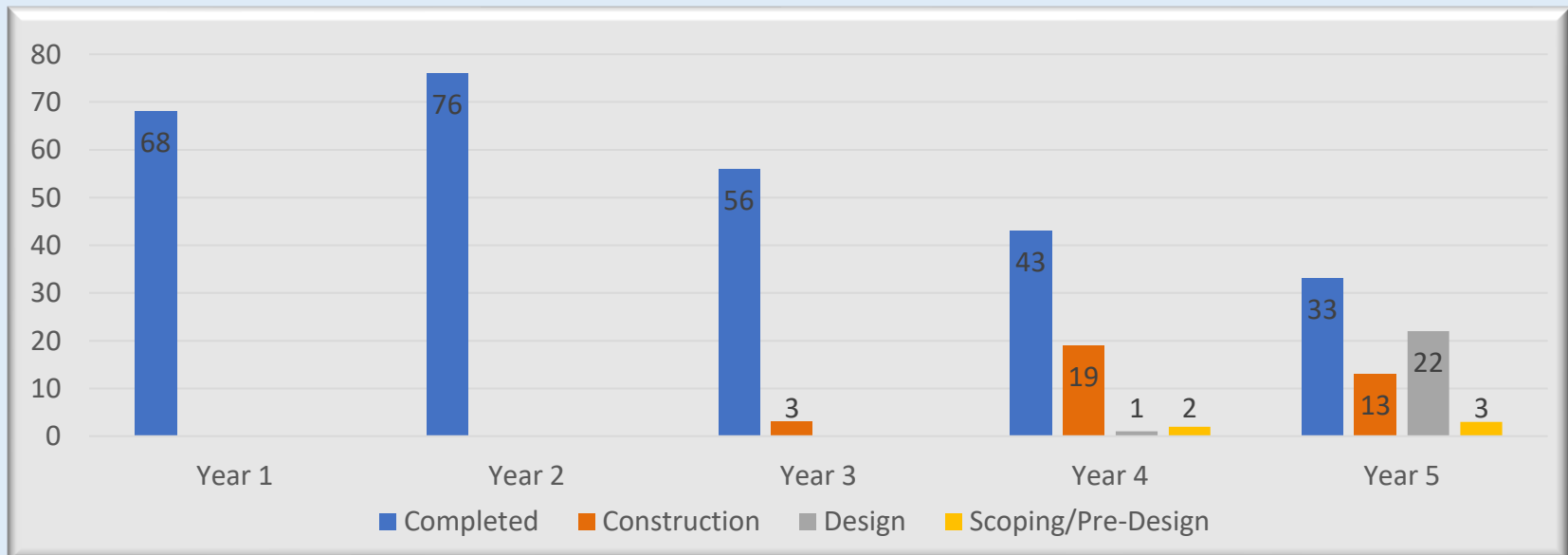
305-995-1607

GOB PROJECT UPDATE


Project Status as of June 1, 2023



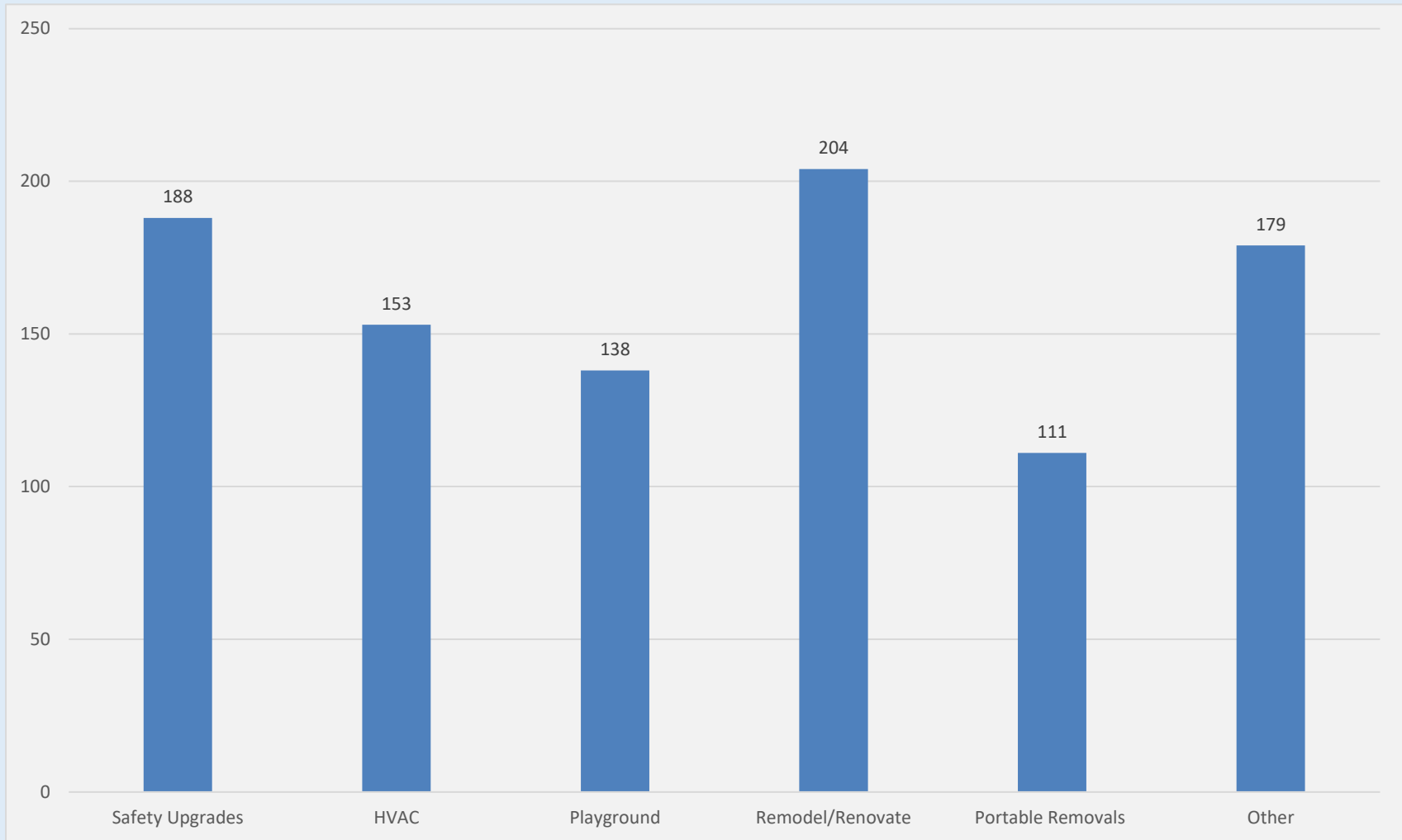
	YEAR 1	YEAR 2	YEAR 3	YEAR 4	YEAR 5	TOTAL
COMPLETED	68	76	56	43	33	276
CONSTRUCTION			3	19	13	35
DESIGN				1	22	23
SCOPING / PRE-DESIGN				2	3	5
TOTAL	68	76	59	65	71	339



GOB PROJECT UPDATE

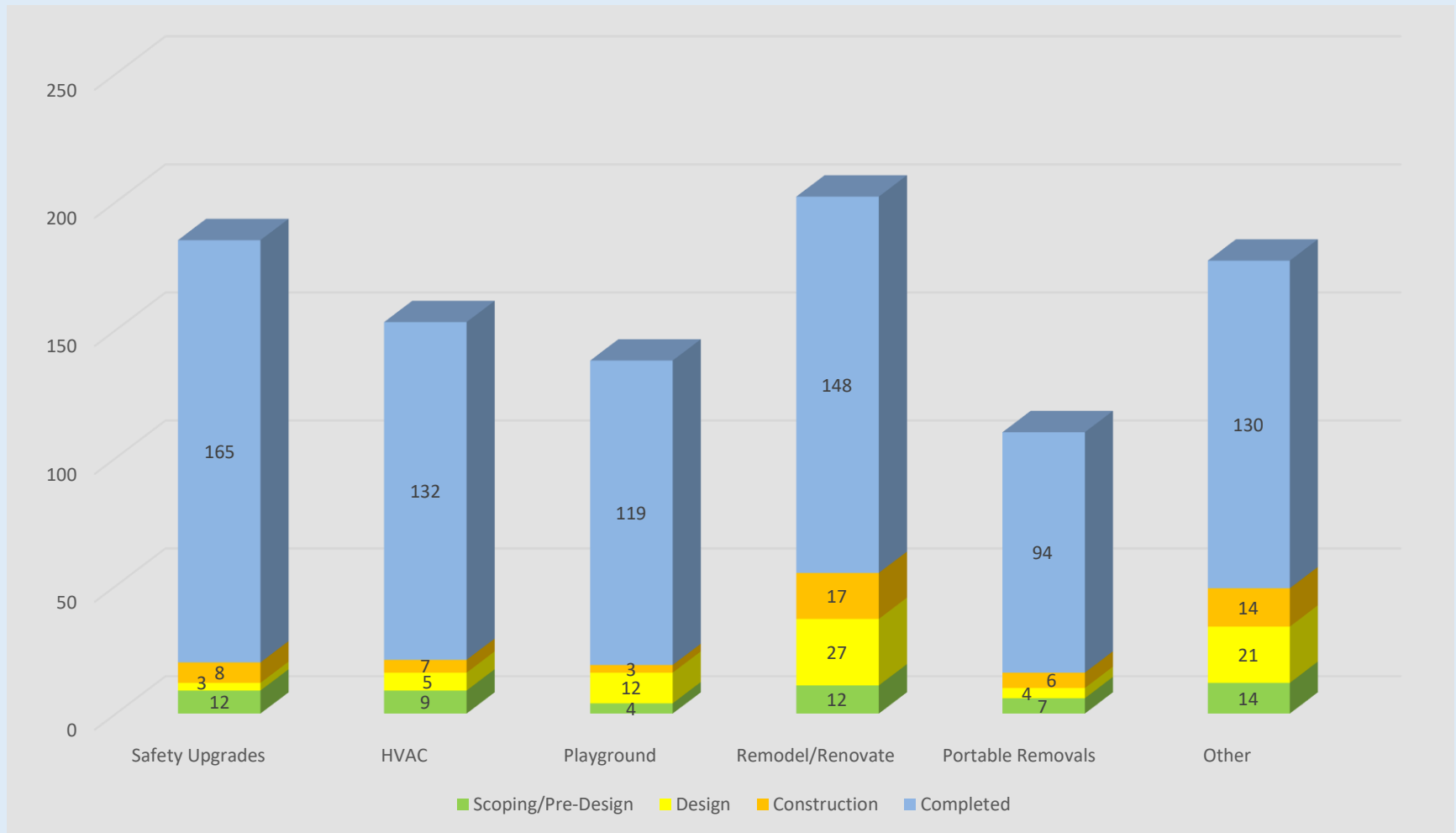


Accelerated/Complementary Scope Projects by Category As of June 1, 2023



GOB PROJECT UPDATE

Accelerated/Complementary Scope Projects by Status As of June 1, 2023

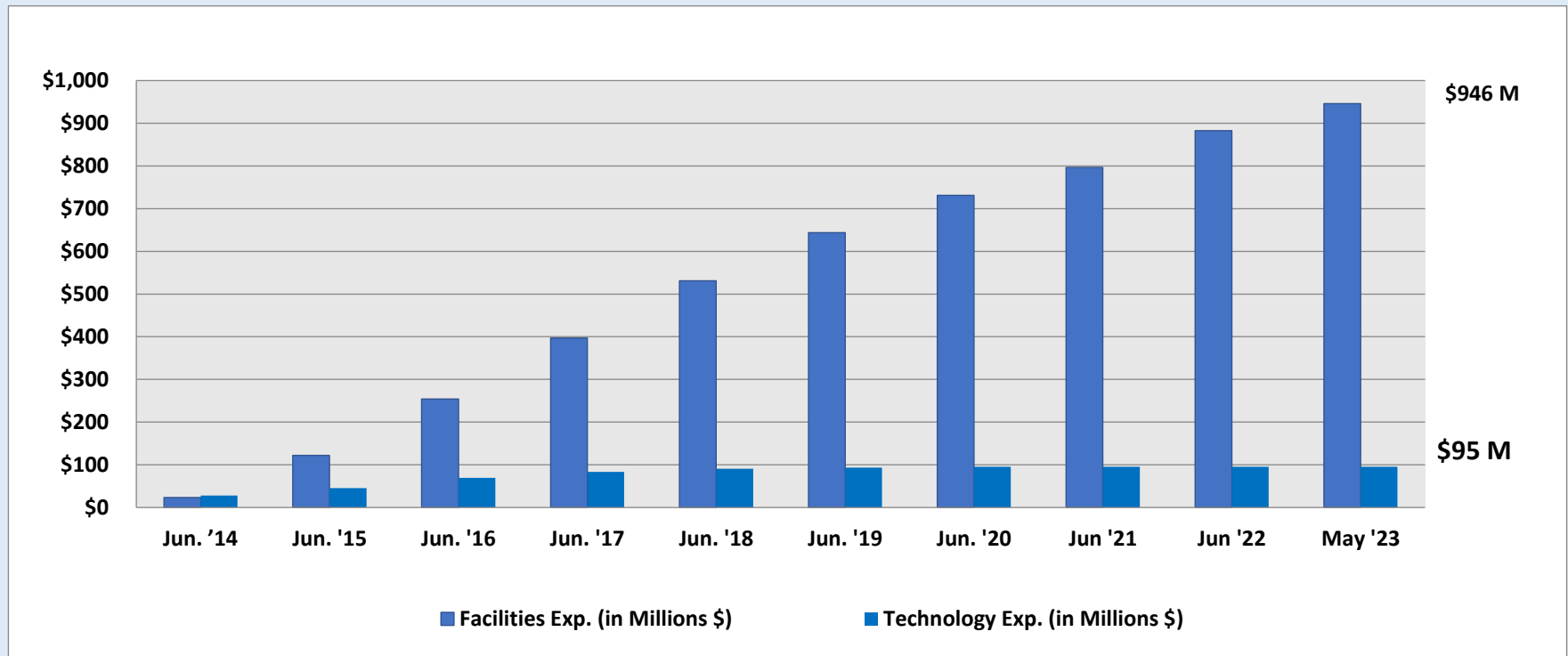


GOB EXPENDITURES

As of May 31, 2023



Transaction Category	Jun. '14	Jun. '15	Jun. '16	Jun. '17	Jun. '18	Jun. '19	Jun. '20	Jun. '21	Jun. '22	May. '23
Facilities Exp. (in Millions \$)	\$23	\$122	\$254	\$397	\$531	\$644	\$731	\$797	\$883	\$946
Technology Exp. (in Millions \$)	\$28	\$45	\$69	\$83	\$90	\$93	\$95	\$95	\$95	\$95

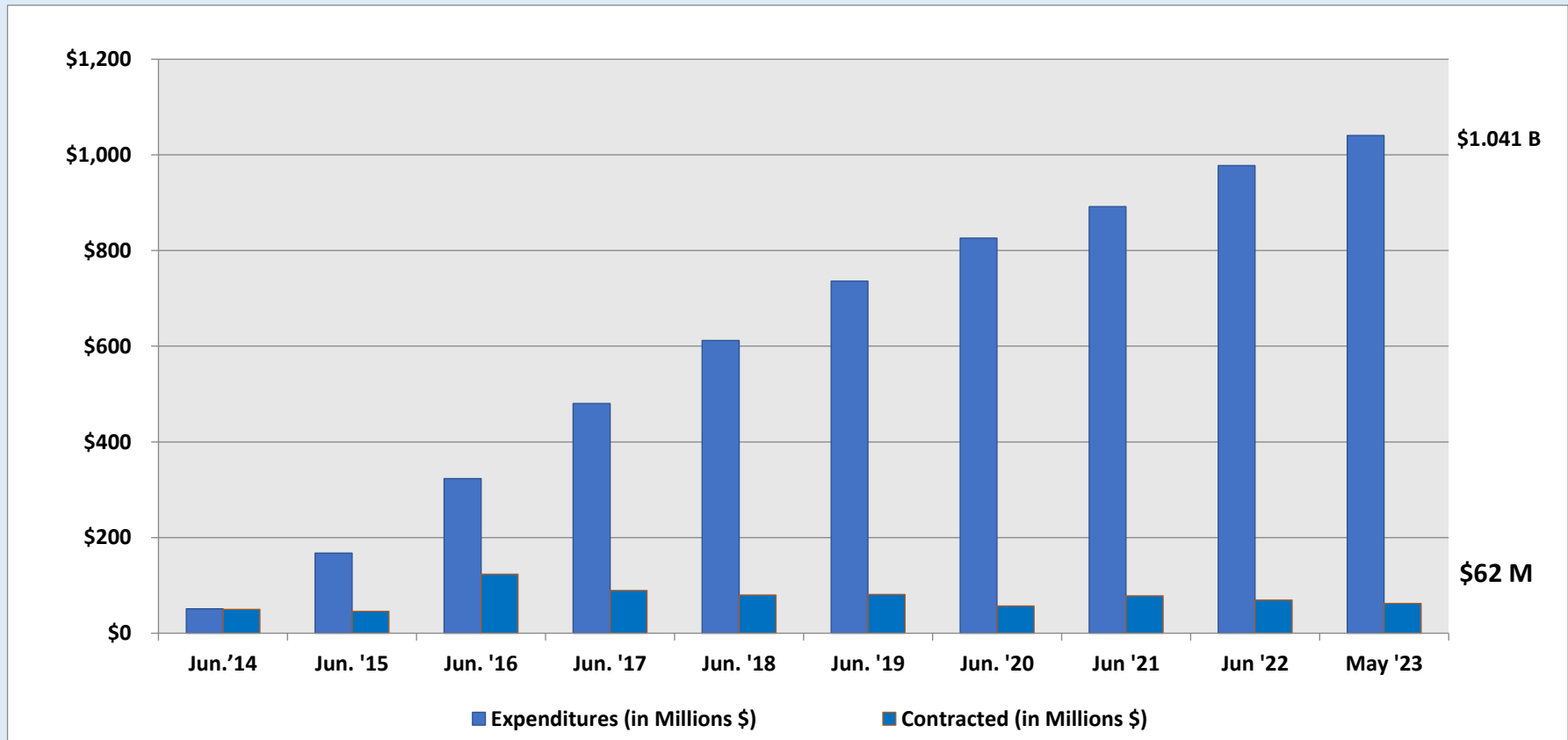


GOB EXPENDITURES & CONTRACTED

As of May 31, 2023



Transaction Category	Jun.'14	Jun. '15	Jun. '16	Jun. '17	Jun. '18	Jun. '19	Jun. '20	Jun. '21	Jun. '22	May. '23
Expenditures (in Millions \$)	\$51	\$167	\$323	\$480	\$612	\$736	\$826	\$892	\$978	\$1.041
Contracted (in Millions \$)	\$50	\$46	\$123	\$89	\$80	\$81	\$57	\$78	\$69	\$62



QUARTERLY EXPENDITURES BY COST CATEGORY (AS OF 3/31/2023)



GOB Expenditures by Cost Category and Program Group as of March 31, 2023

Cost Category Group Description	Facilities	Technology	Total Expenditures
Construction & Preconstruction Services	\$ 543,460,055.53	\$ 6,407,505.34	\$ 549,867,560.87
Direct Purchase of Construction Materials	\$ 154,720,815.48		\$ 154,720,815.48
Furniture Fixtures & Equipment	\$ 19,632,011.46	\$ 83,874,318.58	\$ 103,506,330.04
Architectural Engineering Services	\$ 58,963,857.23	\$ 24,182.62	\$ 58,988,039.85
Maintenance Managed Projects	\$ 43,557,010.57	\$ 1,547,775.48	\$ 45,104,786.05
Abatement/Overhead	\$ 40,236,823.23	\$ 733,846.00	\$ 40,970,669.23
Program Management Services	\$ 40,007,602.71	\$ 221,829.24	\$ 40,229,431.95
Building Code Compliance Services	\$ 11,654,755.33	\$ 11,009.00	\$ 11,665,764.33
GOB Financial Services	\$ 6,455,846.92		\$ 6,455,846.92
Builders Risk Insurance	\$ 5,867,545.19	\$ 9,000.00	\$ 5,876,545.19
Environmental Services	\$ 4,121,372.41		\$ 4,121,372.41
P/A Systems Services	\$ 3,508,891.14		\$ 3,508,891.14
Roofing	\$ 2,528,830.75		\$ 2,528,830.75
Software	\$ 9,415.00	\$ 2,425,829.24	\$ 2,435,244.24
Custodial Reimbursement	\$ 1,274,709.80	\$ 20,576.12	\$ 1,295,285.92
Printing Services	\$ 892,923.77	\$ 452.02	\$ 893,375.79
Advertising	\$ 529,976.44		\$ 529,976.44
Miscellaneous (e.g., Fire Watch, Rekeying, Security Services, Signs)	\$ 438,199.75		\$ 438,199.75
Legal Services	\$ 308,508.49		\$ 308,508.49
Utility Services	\$ 210,245.36	\$ 52,896.61	\$ 263,141.97
Photography Services	\$ 229,148.11	\$ 168.00	\$ 229,316.11
Survey Services	\$ 213,662.61		\$ 213,662.61
GOB Audit	\$ 188,500.00		\$ 188,500.00
Test and Balance	\$ 164,943.42		\$ 164,943.42
Scheduling	\$ 120,766.05		\$ 120,766.05
Reimbursement	\$ 62,455.99		\$ 62,455.99
Government Requirement	\$ 52,444.37		\$ 52,444.37
Estimating Services	\$ 30,758.00		\$ 30,758.00
Print Media	\$ 25,958.13		\$ 25,958.13
Rental/Lease of Modular Units	\$ 19,611.24		\$ 19,611.24
Total Expenditures	\$ 939,487,644.48	\$ 95,329,388.25	\$ 1,034,817,032.73

Source: SAP

SOURCE: SAP
(FULL REPORTS POSTED ON GOB WEBSITE)

QUARTERLY EXPENDITURES BY VENDOR (excerpt - AS OF 3/31/2023)



GOB Expenditures by Vendor as of March 31, 2023

Vendor	Total Expenditures	Micro Business Enterprise	Small Business Enterprise	Minority/Women Business Enterprise	Expired Certification Date
THE TESTORIA ON PLUS CORP	\$ 123,855.00	X		Hispanic-American	6/16/2023
A.B. & MACHO WARE/ LUMBER INC	\$ 937.84				5/5/2022
A.B. M. SUPPLY CORPORATION	\$ 22,101.12				
A.T. DUNN BROS INC INC	\$ 1,474,280.41				
ASCO STAIN PLAYS SIGNS	\$ 6,135.00				
A.ATFORD & L CARPET	\$ 92,561.73	X		Hispanic-American	2/1/2025
A AND B PIPE & SUPPLY CO	\$ 35,135.30				
AMBULANCE SUPPLY INC	\$ 103,432.81				
A. FALERO TRUCKING INC	\$ 135,127.31				
AAA PLANTOMATED DOOR REPAIR INC	\$ 8,581.24				
AAA TAG & BANNERS MFG CO	\$ 9,670.74				
AAA TROIL & SUPPLY	\$ 1,038.60				
AARON INDUSTRIAL SAFETY INC	\$ 4,012.60				
ABC - MACH NO INC	\$ 11,546.60				
ABC SOUTH LUMBER &	\$ 14,603.10				
ABC SUPPLY CO INC	\$ 24,487.57				
ABC SUPPLY CO - TOWN & CTRY	\$ 343,586.09				
AB & COMPANY INC	\$ 207.00				
ABSOV INTERIOR DISTRIBUTIONS INC	\$ 326,688.55				
ABSOLUTE CIVIL	\$ 68,894.10			Female	5/24/2024
ABT SUPPLY INC	\$ 53,432.58				
ACAI ASSOCIATES LLC	\$ 408,666.39				
ACCENT BUILDERS INC	\$ 44,116.00				7/22/2022
ACCO TRANSUSA LLC	\$ 6,053.98				
ACCURATE DESIGNS	\$ 13,997,238.29				
ACCURATE DESIGNS	\$ 83,500.00	X		Hispanic-American	7/21/2024
ACE EDUCATIONAL	\$ 3,975.77				
ACE FLOORING SERVICES INC	\$ 8,727.40		X	Hispanic-American	10/25/2025
ACE PUMP & SUPPLY	\$ 9,705.00				
ACE SEWING & VACUUM CENTER	\$ 1,050.92				
ACQUITI ZODIACS &	\$ 7,868.00				
ACQUITI FINE WAPPING CO OF FL	\$ 26,075.68				
ACTION SOIL & LANDSCAPE CONSTR INC	\$ 304,130.00				
ACTION SUPPLY CO	\$ 567.00				
ADP MYAC LLC	\$ 1,666.00				
ADONET CONCRETE & FINE FINISH	\$ 1,666.00				
ADONET CONCRETE PUMPING AND	\$ 6,111.00				
ADVANCE SECURITY GROUP ENTERPRISE	\$ 11,949.92				
ADVANCED FIRE & SECURITY INC	\$ 3,508.84				
ADVANCED MULTI ASH CORP	\$ 2,602.86		X		2/13/2028
ADVANCED DECORATIONAL CONCEPTS	\$ 24,008.65				
AFIP INDUSTRIES INC	\$ 4,480.51				
AG INTERNATIONAL INC	\$ 2,640.00				
AGS CONSTRUCTION &	\$ 377,822.70				
AGQUEST ENVIRONMENTAL INC	\$ 353,282.41			Non-Minority female	12/23/2023
ALDO SA ALUMINUM & GLASS	\$ 58,808.96				
ALL AMERICAN PRECAST	\$ 96,455.00				
ALL COUNTRY MUSIC INC	\$ 568,483.41				
ALL DASH LAWN MOWERS	\$ 2,250.88				
ALL FLOORS CARPET INC	\$ 18,304.00				
ALL GREEN NURSERY	\$ 478,757.65				
ALL POINTS DESIGN CORP	\$ 111,218.00		X	Hispanic-American	
ALL TACK & SHEDDING INC	\$ 26,786.18				
ALL SOUTH US HEATING	\$ 17,514.06				
ALL SPECIALTY SALES INC	\$ 803,038.32				
ALL ELEGANT ARCHITECTURE INC	\$ 1,966,416.07		X	Hispanic-American	4/28/2023
ALL FLOORS INC	\$ 56,233.00				
ALLIES CONTROLS INC	\$ 100,083.38				
ALLIED INTERIOR PRODUCTS	\$ 217,510.38				
ALLIED PAPER COMPANY	\$ 131,866.68		X	Non-Minority female	1/26/2024
ALLIED TRUCKING OF FLORIDA	\$ 45,408.07				
ALLSTREET & CYPRUS	\$ 606,740.26				
ALUM MEDIA LLC	\$ 24,546.90				
ALTA HOME REMODELING CO.	\$ 120,045.00	X		Hispanic-American	4/26/2023
AMDI USA	\$ 10,831.50				
AMER. HOS. & WARE. SUPPLY (HORMEN) &	\$ 52,761.61				
AMERICAN MILLERBORN CORPORATION	\$ 32,407.44				
AMERICAN IMPACT	\$ 205,372.68				
AMERICAN O. FAN	\$ 53,338.35				
AMERICAVA INC	\$ 7,676.00				
AMM DISTRIBUTIONS LLC	\$ 5,008.44				
AMON ENTERPRISES INC, CORP	\$ 172,398.44		X	African-American	9/21/2025

GOB Expenditures by Vendor as of March 31, 2023

Vendor	Total Expenditures	Micro Business Enterprise	Small Business Enterprise	Minority/Women Business Enterprise	Expired Certification Date
VICTORY CONSTRUCTION	\$ 10,125.00				
VICED MFG CORP	\$ 817,504.35				
VULCAN DIVISION OF LULCO CORP	\$ 177,725.00				
W.B. MASON CO. INC	\$ 10,574.43				
WALKER DESIGN & CONSTRUCT	\$ 11,825.00		X		9/21/2021
WATSON NATURAL SCIENCE EST LLC	\$ 10,000.40				
WALSAUTILE INC	\$ 188,357.65				
WDS TECHNOLOGY	\$ 190,584.38		X	Hispanic-American	11/3/2022
WEA THEFTOL MAINTENANCE CORP	\$ 100,863.96			Hispanic-American	5/4/2026
WELLES CORPORATION	\$ 294,208.43				
WEST MUSIC COMPANY	\$ 35,036.78				
WHY? ROCK CHAIRS	\$ 244,632.21				
WHY? ROCK	\$ 1,082,874.27				
WHY? ROCK COMMUNICATIONS INC	\$ 466,671.14				
WHY? BUILDING	\$ 21,157.85				
WHY? BUILDING (RELOCATION) SYSTEMS	\$ 126,787.50				
WHY? BUILDING (RELOCATION) SYSTEMS	\$ 4,107,342.32			Hispanic-American	8/26/2026
WORKSPACE TECHNOLOGY INC	\$ 17,178.50				
WORLDWIDE REPAIR SUPPLY INC	\$ 3,880,233.53				
WORTHINGTON DIRECT	\$ 1,851.11				
WSP USA, INC.	\$ 17,852,822.67				
WSP USA, INC.	\$ 607,008.80				
WSP USA, INC.	\$ 64,594.04				
WSP USA, INC.	\$ 248,016.80				10/2/2026
WSP USA, INC.	\$ 168,017.00				
WSP SPORTING GOODS	\$ 15,468.60				
WSP USA, INC.	\$ 3,503,894.25				
Total Expenditures	\$ 1,034,817,035.25				

SOURCE: SAP
(FULL REPORTS POSTED ON GOB WEBSITE)

QUARTERLY EXPENDITURES

By district/school/project#/cost category

(as of 3/31/2023)




GOB Expenditures by Location / Project & Cost Category as of March 31, 2023 - District 3

Location / Project Number / Cost Category	Total Expenditures
0241	\$ 5,559,456.91
RUTH K BROAD/BAY HARBOR K-8	
01295600	\$ 234,073.95
Abatement/Overhead	\$ 16,400.00
Architectural Engineering Services	\$ 23,908.04
Building Code Compliance Services	\$ 6,628.00
Construction & Preconstruction Services	\$ 154,676.00
Direct Purchase of Construction Materials	\$ 24,922.64
Environmental Services	\$ 5,840.55
Builders Risk Insurance	\$ 1,698.72
01306000	\$ 1,136,328.82
Abatement/Overhead	\$ 29,692.08
Architectural Engineering Services	\$ 60,768.71
Building Code Compliance Services	\$ 25,898.57
Construction & Preconstruction Services	\$ 818,579.17
Custodial Reimbursement	\$ 99.12
Direct Purchase of Construction Materials	\$ 3,559.59
Legal Services	\$ 1,456.66
Miscellaneous (e.g., Fire Watch, Rekeying, Security Services, Signs)	\$ 1,922.50
Photography Services	\$ 209.18
Printing Services	\$ 2,817.27
Program Management Services	\$ 101,875.29
Builders Risk Insurance	\$ 5,775.18
01344700	\$ 102,752.07
Construction & Preconstruction Services	\$ 10,737.20
Furniture Fixtures & Equipment	\$ 92,014.87
01439400	\$ 3,599,524.15
Abatement/Overhead	\$ 65,048.30
Advertising	\$ 8,726.20
Architectural Engineering Services	\$ 438,753.28
Building Code Compliance Services	\$ 64,194.50
Construction & Preconstruction Services	\$ 761,029.43
Custodial Reimbursement	\$ 369.30
Direct Purchase of Construction Materials	\$ 1,852,621.31
Environmental Services	\$ 39,294.82
Furniture Fixtures & Equipment	\$ 246,288.09
Miscellaneous (e.g., Fire Watch, Rekeying, Security Services, Signs)	\$ 204.00
Printing Services	\$ 2,490.35
Program Management Services	\$ 95,592.91
Builders Risk Insurance	\$ 24,911.66
01439401	\$ 114,567.61
Abatement/Overhead	\$ 4,629.02
P/A Systems Services	\$ 106,679.00
Program Management Services	\$ 3,259.59
01439402	\$ 56.00
Abatement/Overhead	\$ 56.00
01519600	\$ 336,106.91
Abatement/Overhead	\$ 18,991.21
Architectural Engineering Services	\$ 44,494.50
Construction & Preconstruction Services	\$ 272,621.20

Source: SAP

1 of 16

SOURCE: SAP
(FULL REPORTS POSTED ON GOB WEBSITE)



OFFICE OF ECONOMIC OPPORTUNITY

Jennifer D. Andreu

Office of Economic Opportunity and Education

Assistant Superintendent, Equity & Diversity

Jandreu@dadeschools.net

oeo.dadeschools.net

305-995-1307

Infographic: OEO's Impact Since 2013



Office of Economic Opportunity

A huge thank you to our vendors
Impact Since 2013



\$564.90M

GOB SPENDING WITH
SMALL/MICRO, M/WBE,
AND VETERAN FIRMS



283

GRADUATED FIRMS
IN OUR PROGRAMS



761

TOTAL NUMBER OF
OUTREACH EVENTS



1931

SCHOOL SITE
WORKFORCE REVIEWS

Data as of March 31, 2023

GOB PRIME EXPENDITURE SUMMARY



GOB Expenditures Breakdown by Certification Programs March 31, 2023		
Certified Expenditures Summary by Program		
M/WBE Expenditures	\$548,473,598.40	
MBE/SBE Expenditures	\$15,768,297.19	
VBE Expenditures	\$659,783.24	
Certified Expenditures Summary by M/WBE Designation		
African American Expenditures	\$55,169,940.26	10.06%
Asian American Expenditures	\$4,594,847.71	0.84%
Hispanic American Expenditures	\$472,079,311.06	86.07%
Women Expenditures	\$16,629,499.37	3.03%
Total Certified Firms Expenditures	\$564,901,678.83	

NOTE: Out of more than \$1.03B spent through Mar 31, 2023, 54.59% of all dollars were expended on local certified Small/Micro, Minority/Women, and Veteran Businesses!



CERTIFICATION BY DESIGNATION AND INDUSTRY



TOTAL CERTIFICATIONS				TYPE OF COMPANY			
<i>FY 11-12 Benchmark</i>	<i>March 2023</i>	<i>April 2023</i>	BREAKDOWN OF CERTIFICATIONS	Construction	Goods & Services	Professional Services Non A/E	Professional Services A/E
40	211	223	African-American Female	20	139	64	0
128	204	209	African-American Male	72	90	31	16
0	16	16	Asian-American Female	2	8	4	2
0	28	28	Asian-American Male	5	8	3	12
78	230	231	Hispanic-American Female	70	108	25	28
207	428	430	Hispanic-American Male	202	148	22	58
0	1	1	Native-American Female	1	0	0	0
0	1	1	Native-American Male	1	0	0	0
104	101	103	Non-Minority Female	27	53	14	9
0	70	70	Non-Minority Male	29	29	6	6
0	3	3	Veteran Female	0	3	0	0
0	38	38	Veteran Male	11	19	7	1
557	1331	1353	TOTAL	440	605	176	132

As of April 30, 2023



PREQUALIFICATION

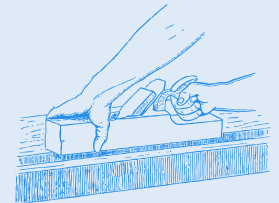


PREQUALIFIED FIRMS BY DISCIPLINE*	TOTAL	A A	A	NA	HA	NM	VBE	NC
Alarm Systems Contractor I	9	1	0	0	0	0	0	8
Alarm Systems Contractor II	3	0	0	0	1	0	0	2
Asbestos Contractor	4	0	0	0	0	1	0	3
Building Contractor	9	4	0	0	2	1	0	2
Class A Air Conditioning Contractor	14	1	0	0	4	1	1	7
Electrical Contractor	25	6	0	1	7	1	0	10
Fire Equipment Dealer Contractor	1	0	0	0	0	0	0	1
Fire Protection Systems Contractor	5	1	0	0	2	0	0	2
General Contractor*	112	10	1	0	44	4	1	52
Glass Glazing Contractor	1	0	0	0	1	0	0	0
Gypsum Drywall Specialty Contractor	1	1	0	0	0	0	0	0
Mechanical Contractor	23	2	0	0	7	2	0	12
Mold, Mold Assessor, Mold Remediator Contractor	3	0	0	0	0	1	0	2
Plumbing Contractor	8	2	0	0	4	0	0	2
Pollutant Storage Systems Contractor	0	0	0	0	0	0	0	0
Registered General Contractor	1	0	0	0	0	0	0	1
Roofing Contractor	21	1	1	0	9	0	0	0
Solar Contractor	2	0	0	0	1	0	0	1
Specialty Electrical Contractor	3	0	0	0	2	0	0	1
Underground Utility & Excavation	7	0	0	0	3	0	0	4
Grand Total	252	29	2	1	87	11	2	120


190	TOTAL PREQUALIFIED FIRMS As of April 19, 2023	
103	PREQUALIFIED M/WBE FIRMS	
	25	African American
	1	Asian American
	69	Hispanic American
	1	Native American
	7	Non-Minority Women
2	PREQUALIFIED VBE FIRMS	
29	PREQUALIFIED MBE FIRMS	
59	PREQUALIFIED SBE FIRMS	
87	NON-CERTIFIED FIRMS	

*Some firms have more than one discipline. Chart reflects disciplines by race.

Key Legend: AA – African American; A – Asian American; NA – Native American; HA – Hispanic American; NM - Non-Minority; VBE – Veteran Business Enterprise; NC – Non-Certified



COMPLIANCE UPDATE



The OEO has reviewed from July 1, 2022 – May 31, 2023

- 96 School Board agenda items
- 36 Capital Improvement and Maintenance Projects (Assignments)
- 16 Legal Ads – OEO Compliance

- Reviews Include:
 - Assessment of compliance on established SBE/MBE/MWBE/VBE goals
 - Confirming and verifying signed Letters of Intent on contract dollars awarded to SBE, MBE, MWBE, and VBE Sub-contractors
 - Confirming and verifying signed Memorandums of Understanding on contract dollars awarded to SBE, MBE, MWBE, and VBE Sub-consultants
 - Confirming and verifying SBE, MBE, MWBE, and VBE certification designations
 - Verifying applicable professional licenses

OEO REVIEWED – GOB CLOSED PROJECTS



269 GOB Project Reviews Include:

- **Conduct** - Prime and subcontractor contract reviews-Including (A/E, Pre-Construction, Job Order Contracts)
- **Perform** - Desk audit of all subcontractors, confirmation of subcontractors and subconsultants payments and confirmation of prime goal commitment
- **Analyze**- Assessment of prime contractor compliance with all small and minority business goals established on the project, including workforce goals
- **Document** – Prime, subcontractors and sub consulting reporting of the M-DCPS Online Diversity Compliance System
- **Complete** – Prime contractor office and onsite project visits, final determination of GOB goal attainment and project compliance

COMPLIANCE UPDATE RECENT OUTREACH EFFORTS & EVENTS



**Miami-Dade County ISD Celebrating SBW
Business Development through Certification, Contracts,
Capital and Partnership
Monday, May 1, 2023**

10:00 a.m. – 1:00 p.m.
Father Gerard Jean-Juste Community Center
690 NE 159 Street
Miami, FL 33162

**M-DCPS Certified Vendor
Growth Ceremony & Graduation
Tuesday, May 2, 2023**

10:30 a.m. – 12:00 p.m.
SBAB Auditorium
1450 NE Second Ave
Miami, FL 33132

**Broward County Public Schools Small Business Power Summit
Tuesday, May 2, 2023**

1:00 p.m. – 6:00 p.m.
560 NW 27th Avenue
Fort Lauderdale, FL 33311

**South Dade Shout-Out: *How to Do Business with M-DCPS*
On the Air with the South Dade Chamber of Commerce
Wednesday, May 3, 2023**

9:00 a.m. – 12:00 p.m.
Oasis at Miami Gardens
640 NW 183 Street
Miami Gardens, FL 33169

RECENT RECENT OUTREACH EFFORTS & EVENTS



**Small Business Week Kick-Off Virtual Supplier
Development Program, Cohort 10
Thursday, May 4, 2023**

10:00 a.m. – 12:00 p.m.
Virtual Meeting

**First Friday Business Breakfast Master Class Series
with Charisma Montfort
Friday, May 5, 2023**

9:00 a.m. – 11:00 a.m.
Oasis at Miami Gardens
640 NW 183 Street
Miami Gardens, FL 33169

**SFAA Regional Supplier Diversity Working Group
Tuesday, May 9, 2023**

10:30 a.m. – 11:30 a.m.
Virtual Meeting

**Miami-Dade Chamber of Commerce – Members Meet Up
Tuesday, May 9, 2023**

4:00 p.m. – 5:00 p.m.
Virtual Meeting

UPCOMING EVENTS



Friday, May 19, 2023
10:00 a.m. – 11:00 a.m.

Office of the Mayor Strive 305 Morning Huddle
Virtual Meeting

Monday, May 22, 2023
9:30 a.m. – 11:30 a.m.

SFAA Regional Marketplace Vendor Orientation/Launch (Miami-Dade)
Location TBD

Tuesday, May 23, 2023
10:30 a.m. – 11:30 a.m.

SFAA Reginal Supplier Diversity Working Group
Virtual Meeting

Tuesday, May 23, 2023
4:00 p.m. – 5:00 p.m.

Miami-Dade Chamber of Commerce-Members Meet Up
Virtual Meeting

Friday, May 25, 2023
10:30 a.m. – 12:30 p.m.

SFAA Regional Marketplace Vendor Orientation/Launch (Broward)
Virtual Meeting

NEWS AND NOTEWORTHY







National Small Business Week MAY 1-5, 2023

Monday, May 1:
Business Development through Certification, Contracts, Capital and Partnerships with Miami-Dade County

Tuesday, May 2:
Certified Vendor Growth Ceremony and Graduation

Wednesday, May 3:
South Dade Shout-Out: *How to Do Business with M-DCPS* On the Air with the South Dade Chamber of Commerce

Thursday, May 4:
Virtual Supplier Development Program Kick-Off Cohort 10

Friday, May 5:
Master Class and First Fridays Business Breakfast at Oasis Miami Gardens





[@MDCPSOEO](https://www.facebook.com/MDCPSOEO)





#SmallBusiness IS Our Business



INFOGRAPHIC: MISSION, INITIATIVES & OUTCOMES



OFFICE OF ECONOMIC OPPORTUNITY

Providing contracting opportunities for local businesses

Who We Are

The Office of Economic Opportunity (OEO) promotes the economic inclusion and growth of Small/Micro, Minority/Women, and Veteran Business Enterprises. We accomplish economic development and growth through certification, community outreach programs, contractor prequalification, and monitoring compliance activities. In addition, the OEO continues an ongoing collaboration with other public and private stakeholders to promote a more vibrant and inclusive local marketplace that maximizes future economic opportunities. We strive to ensure that local S/MBE's, M/WBE's, and VBE's have the best opportunity to do business with Miami-Dade County Public Schools and have an equal opportunity in all phases of the contracting process. The OEO currently operates under School Board Policy 6320.02 and the OEO Administrative Procedures Manual.

CERTIFICATION | CONTRACTOR PREQUALIFICATION | COMPLIANCE
COMMUNITY OUTREACH | TECHNICAL ASSISTANCE

OEO HIGHLIGHTS

SCHOOLS



487
MIAMI-DADE
COUNTY PUBLIC
SCHOOLS

NATION'S 4TH
LARGEST SCHOOL
DISTRICT

SPEND



\$564.90M
EXPENDITURES

GOB SPENDING
WITH CERTIFIED
FIRMS

GRADUATION



283
BUSINESSES

GRADUATED
FIRMS IN OUR
PROGRAMS

CONNECT



@MDCPSOEO



oed.dadeschools.net



ENGAGE HOW YOU CAN GET INVOLVED WITH US

Technical Tuesday

Business Technical
Assistance Seminars

Social Media & Virtual events

South Florida Business
Directory & Resource Guide

Small Business Outreach Events

BUY LEARN WHAT WE DO



Goods & Services

Equipment • Furniture • Janitorial • Security •
Information Technology • Transportation • Food •
Hauling of Goods

Construction

Construction Services • Job Order Contracts •
Construction Specialty Trades

Professional Services (A/E)

Architecture • Professional Engineering •
Landscape Architecture • Surveying •
Mapping

Professional Services (Non-A/E)

Asbestos Consultants • Program Management •
Geotechnical • Construction Materials Testing •
Environmental Services

CERTIFICATIONS

SBE/MBE
1170

Small Business Enterprise &
Micro Business Enterprise
Program

M/WBE
1204

Minority/Women Business
Enterprise Program

VBE
41

Veteran Business Enterprise
Program

INTERLOCAL AGREEMENTS

SMALL/MICRO

U.S Small Business
Administration

Miami-Dade County
Miami Dade College


M/WBE

Florida Office of Supplier
Diversity

VBE

Florida Office of Supplier
Diversity

INFOGRAPHIC: INCREASING THE NUMBER OF FIRMS IN TARGETED INDUSTRIES



Calling All Local Business Owners

LET US PREPARE YOU FOR FUTURE OPPORTUNITIES

OFFICE OF ECONOMIC OPPORTUNITY

Impact Since 2013



● **\$564.90M**
GENERAL OBLIGATION BOND (GOB)
TOTAL SPENDING WITH
SMALL/MICRO, MINORITY/WOMEN,
AND VETERAN FIRMS



● **283**
GRADUATED FIRMS IN OUR
PROGRAMS



● **761**
TOTAL NUMBER OF OUTREACH
EVENTS



● **1931**
SCHOOL SITE WORKFORCE
REVIEWS

**FOR MORE INFORMATION ON
BECOMING A VENDOR, GETTING
CERTIFIED AS A SMALL/MICRO,
MINORITY/ WOMEN, AND VETERAN
BUSINESS ENTERPRISE, OR BECOMING
PREQUALIFIED TO DO PRIME
CONSTRUCTION GOB WORK, CONTACT
US TODAY!**

Website:
oeo.dadeschools.net

Email:
oeo@dadeschools.net

Phone:
(305) 995 - 1307

Address:
1450 NE 2nd Avenue
Suite 428
Miami, FL 33132

Stay Connected:
@MDCPSOEO




CONSTRUCTION & A/E PROFESSIONAL SERVICES NIGP CODES NEEDED: SUPPORTING OUR GOB PROGRAM

- 91240 - Demolition Services
- 91438 - Electrical
- 91244 - Excavation Services
- 91276 - Striping Streets, Parking Facilities, Lane Div
- 91200 - Construction Services
- 91430 - Concrete
- 91457 - Metal Work
- 77000 - Roofing Materials & Supplies
- 91051 - Masonry, Concrete & Stucco Maintenance
- 90932 - Doors & Windows
- 90900 - Building Construction Services
- 93153 - Lighting Fixtures Maintenance & Repair
- 91450 - Heating, Ventilating & Air Conditioning
- 90600 - Architectural Services, Professional
- 92500 - Engineering, Professional

GOODS & SERVICES NIGP CODES NEEDED:

- 95294 - Transportation Services
- 91059 - Pest Control Services
- 91013 - Elevator Installation, Maintenance, Repair
& Inspection Services
- 91869 - Insurance Consultants
- 37500 - Foods: Bakery
- 38000 - Foods: Dairy
- 38500 - Foods: Frozen
- 39000 - Foods: Perishable
- 94600 - Financial Services
- 95300 - Insurance and Insurance Services
- 42500 - Furniture: Office
- 96149 - Legal Services, Attorneys
- 34000 - Fire Protection Equipment and Supplies
- 20400 - Computer Hardware
- 98800 - Roadside, Grounds, Recreational, and Park
Area Services (Landscaping)



OFFICE OF FACILITIES DESIGN AND CONSTRUCTION HB 1259

Raul F. Perez

Office of Facilities Design and Construction

Chief Facilities Design and Construction Officer

rperez6@dadeschools.net

construction.dadeschools.net

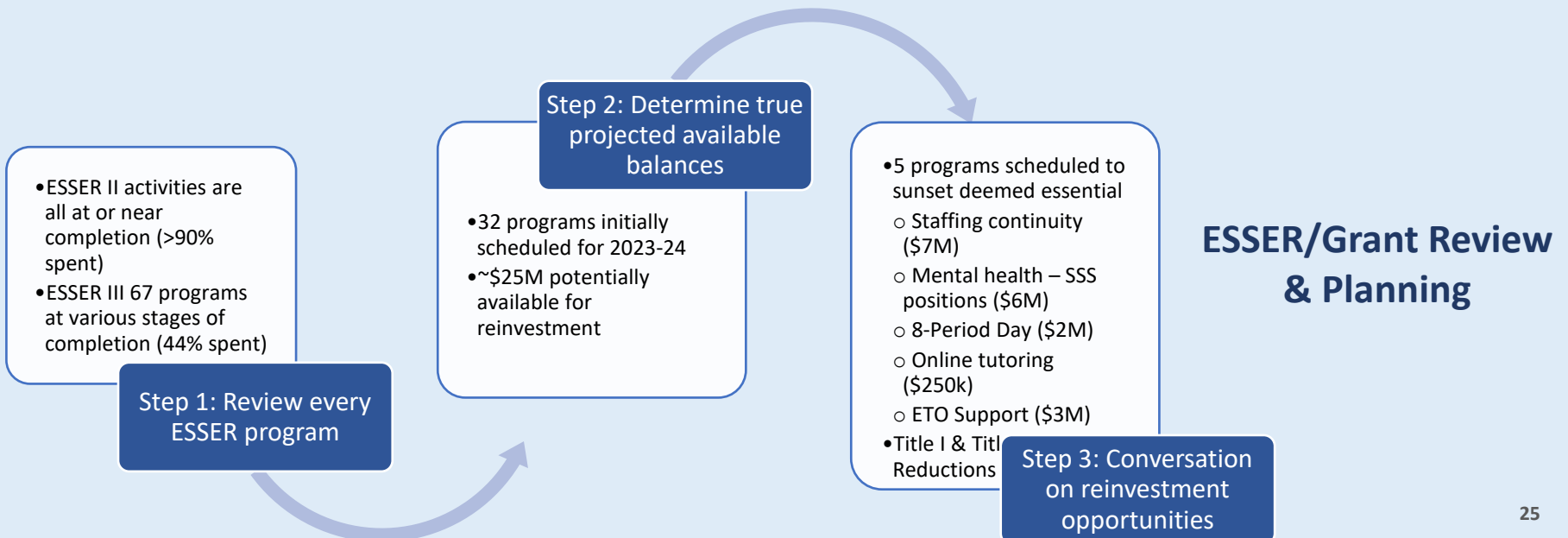
305-995-1607

HB 1259 INCREASING CHARTER SCHOOL SHARING OF LOCAL CAPITAL REVENUE



Discussion of Funds

Fund	Major Revenue & Appropriation Changes
General Fund	Net Increase in FEFP Revenue Increase in Referendum Revenue & Appropriations Health Insurance & Fringe Rate Cost Increases Curing Structural Deficits Lapse/Federal Indirect
Capital Outlay	HB1259 Increases Charter Sharing of Local Capital Revenue Resulting in M-DCPS Facilities Projects 5yr Decrease of (\$378M or \$522M) Property Insurance
Grants/ESSER/ARP	ESSER II – CRRSA: September 2023 ESSER III – ARP: September 2024 Entitlement Holdbacks



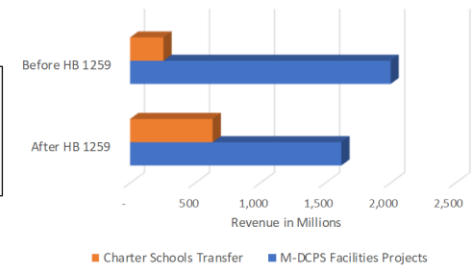
HB 1259 INCREASING CHARTER SCHOOL SHARING OF LOCAL CAPITAL REVENUE



Capital Outlay Impact of HB 1259 (Scenario 1)

	FY23/24 - FY27/28 Five Year Capital Plan After HB 1259	FY23/24 - FY27/28 Five Year Capital Plan Before HB 1259	Variance
Revenues			
Federal	\$ 31	\$ 31	\$ -
State	323	323	-
Local	3,895	3,895	-
Total	\$ 4,249	\$ 4,249	\$ -
Appropriations			
Transfer to Debt Service	\$ 1,115	\$ 1,115	\$ -
Transfer to General for Maint.,			
Prop Ins, Equip, Leases	790	790	-
Transfers to Charter Schools	634	256	378
Technology/Buses/Equipment	28	28	-
M-DCPS Facilities Projects	1,623	2,001	(378)
Millage Reserves	59	59	-
Total	\$ 4,249	\$ 4,249	\$ -

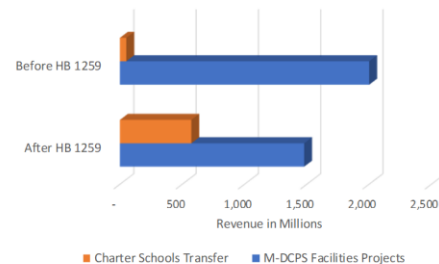
5 YEAR IMPACT OF HB1259
ON LOCAL CAPITAL REVENUE SHARING



Projection assumes the state will continue the Public Education Capital Outlay (PECO) Charter School appropriation of \$213.5M per year (M-DCPS \$51.2M). Total for 5 years of \$1.07B (MDCPS \$256M).


	FY23/24 - FY27/28 Five Year Capital Plan After HB 1259	FY23/24 - FY27/28 Five Year Capital Plan Before HB 1259	Variance
Revenues			
Federal	\$ 31	\$ 31	\$ -
State	118	118	-
Local	3,895	3,895	-
Total	\$ 4,044	\$ 4,044	\$ -
Appropriations			
Transfer to Debt Service	\$ 1,115	\$ 1,115	\$ -
Transfer to General for Maint.,			
Prop Ins, Equip, Leases	790	790	-
Transfers to Charter Schools	573	51	522
Technology/Buses/Equipment	28	28	-
M-DCPS Facilities Projects	1,479	2,001	(522)
Millage Reserves	59	59	-
Total	\$ 4,044	\$ 4,044	\$ -

5 YEAR IMPACT OF HB1259
ON LOCAL CAPITAL REVENUE SHARING



Projection assumes the state will discontinue the Public Education Capital Outlay (PECO) Charter School appropriation of \$213.5M per year (M-DCPS \$51.2M) in years 2-5.

Capital Outlay Impact of HB 1259 (Scenario 2)



OFFICE OF FACILITIES DESIGN AND CONSTRUCTION GOB UPDATE

Raul F. Perez

Office of Facilities Design and Construction

Chief Facilities Design and Construction Officer

rperez6@dadeschools.net

construction.dadeschools.net

305-995-1607

GOB PROJECT HIGHLIGHTS



Thomas Jefferson Biscayne Gardens K-8 Academy



\$11 million project. The scope of work includes a new 34,500 square foot, two-story building housing 554 student stations, with 10 primary and 17 intermediate classrooms, an entry plaza, P.E. shelter, covered walkways, parent drop off and hardcourts.

The \$13.9 million project featuring a new three-story, 38,000 square-foot building addition housing 625 permanent student stations, which includes 27 classrooms along with art and music suites, a media center, and administration offices.



Comstock Elementary School

GOB PROJECT HIGHLIGHTS



Ruth K. Broad / Bay Harbor K-8 Center




This new educational building is a three-story, 45,000 SF building comprised of classrooms, labs, multimedia iPrep labs, and a ground-floor basketball court. The project scope included new tennis courts, a running track, and a synthetic turf field. The Town of Bay Harbor has an agreement with MDCPS to utilize the grounds for after-school activities for the town including camps, nighttime movies on the lawn, and other public functions.

\$13.5 million - this project includes the construction of a new 34,500 sq-ft, two-story building addition including but not limited to include 10 primary classrooms, 17 intermediate classrooms, media center; and new covered walkways, entry plaza, parent drop-off, hardcourts, Physical Education shelter, and associated site and infrastructure improvements.

Palm Springs North ES



GOB PROJECT HIGHLIGHTS



J.C. Bermudez Doral SHS

Phase I – Playfields (Complete)

Phase II – New 2,000 seat Gymnasium. (In Design)

Phase III – PE Support Spaces, classrooms, wrestling room, multi-purpose room. (In Design)

Phase IV – New 2 Story Classroom building and existing building renovations. (In Design)

Total Investment of Phase II, III, IV totaling **\$37.1M.**

Grand total project budget at JC Bermudez Senior: \$41.4M


Total project Budget: \$16.1 M

- Classroom technology upgrades throughout
- Window replacement throughout
- HVAC improvements throughout
- Electrical upgrades
- Cooling tower replacement
- Breezeway improvements
- Exterior and interior (classroom) painting throughout
- Bathroom upgrades
- Track and basketball court repaving
- Parking lot resurfacing
- Miscellaneous improvements throughout



Southwest Miami SHS

GOB PROJECT HIGHLIGHTS



Venetian Parc – Housing Herbert A. Ammons MS


← \$24 million project, which includes a 59,225 sq. ft., two-story school kitchen, dining facility, 750 student stations, an art/music performance lab, media center, physical education playground/shelter, and much more

\$14.3 million Phase I. This school was based on a prototypical reuse, which resulted in time and cost efficiencies. Phase I, K-5 portion of what will eventually grow to a full K-8, includes a 58,765-square-foot, two-story school campus housing 750 student stations, with general classrooms, labs, media production lab, digital iTV, kitchen and dining areas, music lab and performance platform, administration area, parent and bus drop off, PE shelter, primary and Kindergarten play areas, and hardcourts.




Kendall Square K-8 Center

GOB PROJECT HIGHLIGHTS



Miami Palmetto Senior High School

\$44.2 Million 120,900 square feet of new construction to include administrative offices; student services; vocational labs, such as Web Design, drafting and design, health science, and business technology; new art wing, photo studio lab, gymnastics space, dance room, music room, and black box theater; new cafeteria building, technology labs, and an indoor and outdoor dining facility adjacent to a central courtyard. The remaining buildings will be remodeled and renovated to include exterior painting, new covered walkways between buildings, a new courtyard area, the replacement of existing vocational rooms and art suite; renovations of media center/CCTV suite, auditorium, music suite, ten science classrooms and laboratories, five computer labs, and support services; new hard courts, new central chiller plant; electrical and mechanical upgrades; classroom technology and miscellaneous upgrades throughout.



UPCOMING MEETING: Next Regular Meeting

September 19, 2023