


21ST CENTURY SCHOOLS BOND ADVISORY COMMITTEE



MARCH 7, 2023



OFFICE OF FACILITIES DESIGN AND CONSTRUCTION GOB UPDATE

Raul F. Perez

Office of Facilities Design and Construction

Chief Facilities Design and Construction Officer

rperez6@dadeschools.net

construction.dadeschools.net

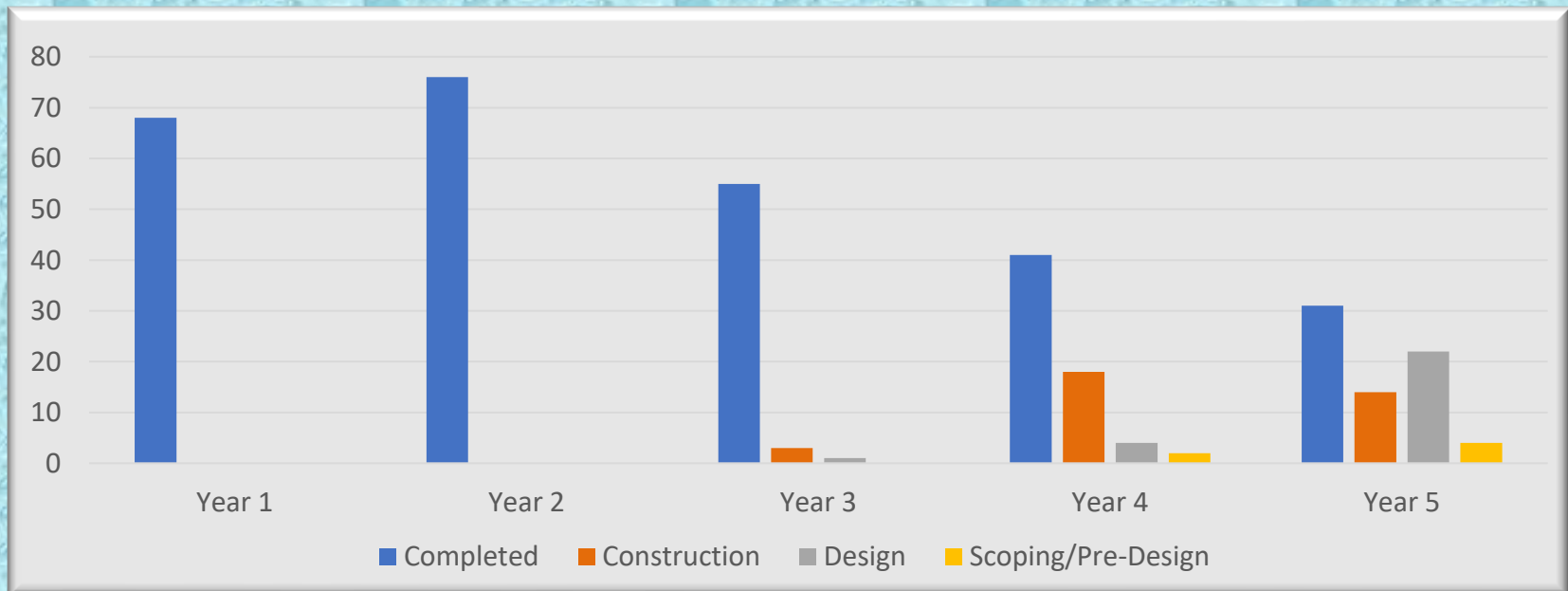
305-995-1607

GOB PROJECT UPDATE

Project Status as of February 23, 2023

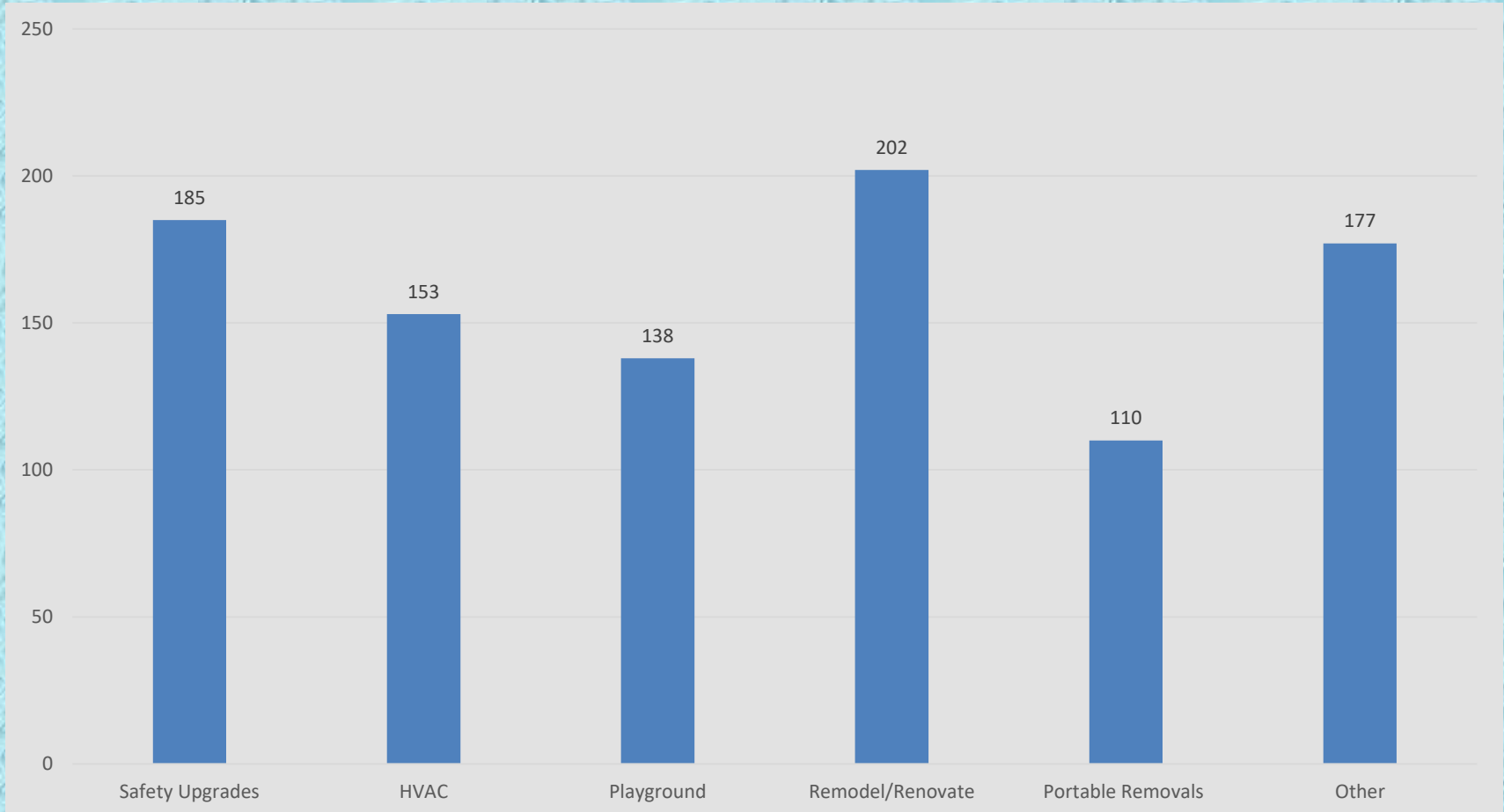


	YEAR 1	YEAR 2	YEAR 3	YEAR 4	YEAR 5	TOTAL
COMPLETED	68	76	55	41	31	271
CONSTRUCTION			3	18	14	35
DESIGN			1	4	22	27
SCOPING / PRE-DESIGN				2	4	6
TOTAL	68	76	59	65	71	339



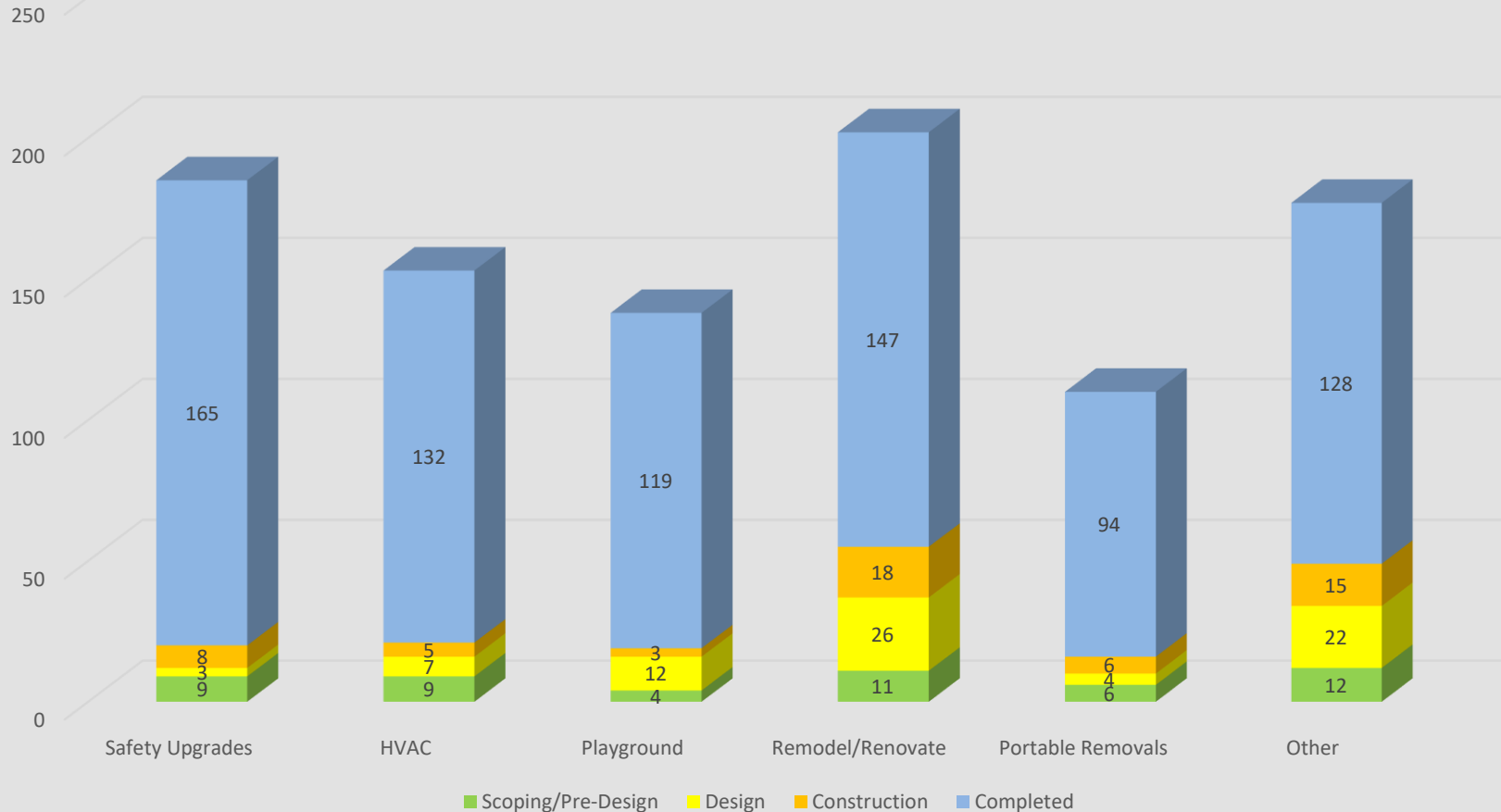
GOB PROJECT UPDATE

Accelerated/Complementary Scope Projects by Category
As of February 23, 2023



GOB PROJECT UPDATE

Accelerated/Complementary Scope Projects by Status As of February 23, 2023

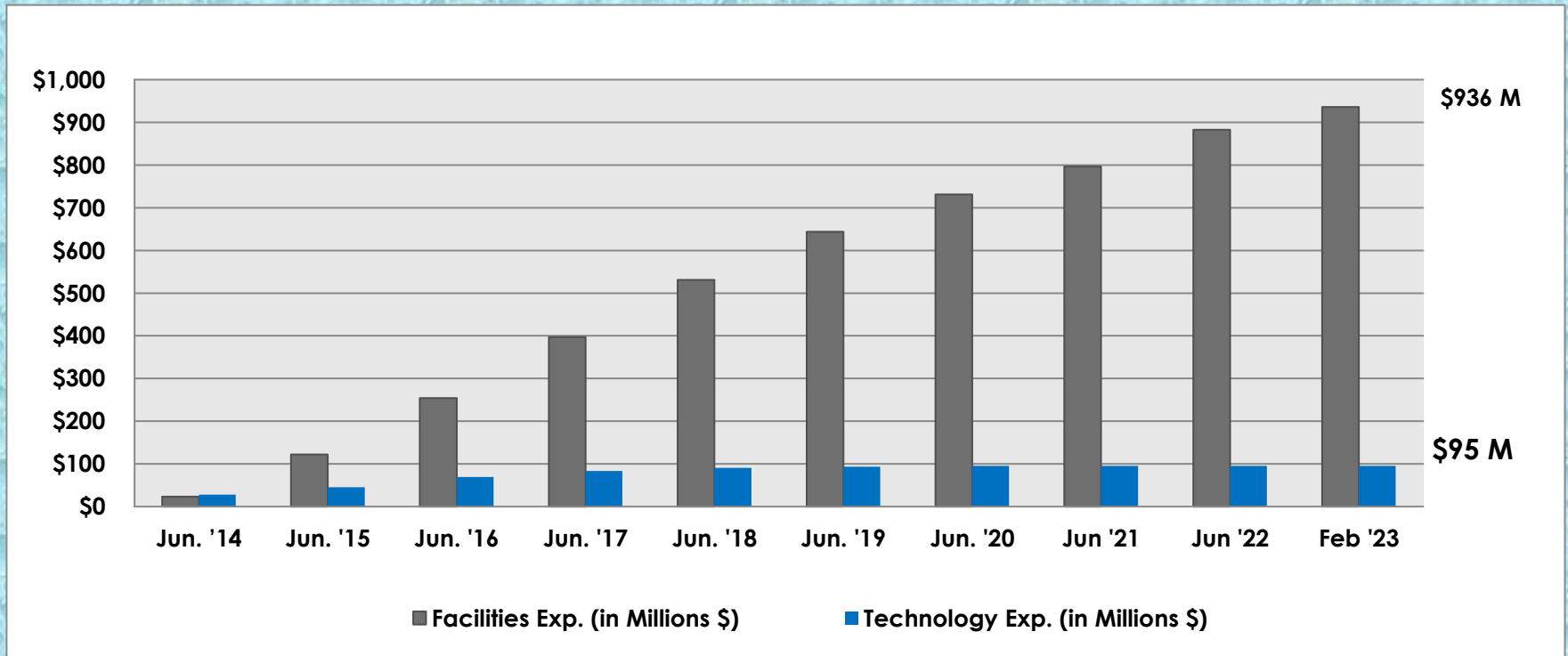


GOB EXPENDITURES

As of February 23, 2023



Transaction Category	Jun. '14	Jun. '15	Jun. '16	Jun. '17	Jun. '18	Jun. '19	Jun. '20	Jun. '21	Jun. '22	Feb. '23
Facilities Exp. (in Millions \$)	\$23	\$122	\$254	\$397	\$531	\$644	\$731	\$797	\$883	\$936
Technology Exp. (in Millions \$)	\$28	\$45	\$69	\$83	\$90	\$93	\$95	\$95	\$95	\$95

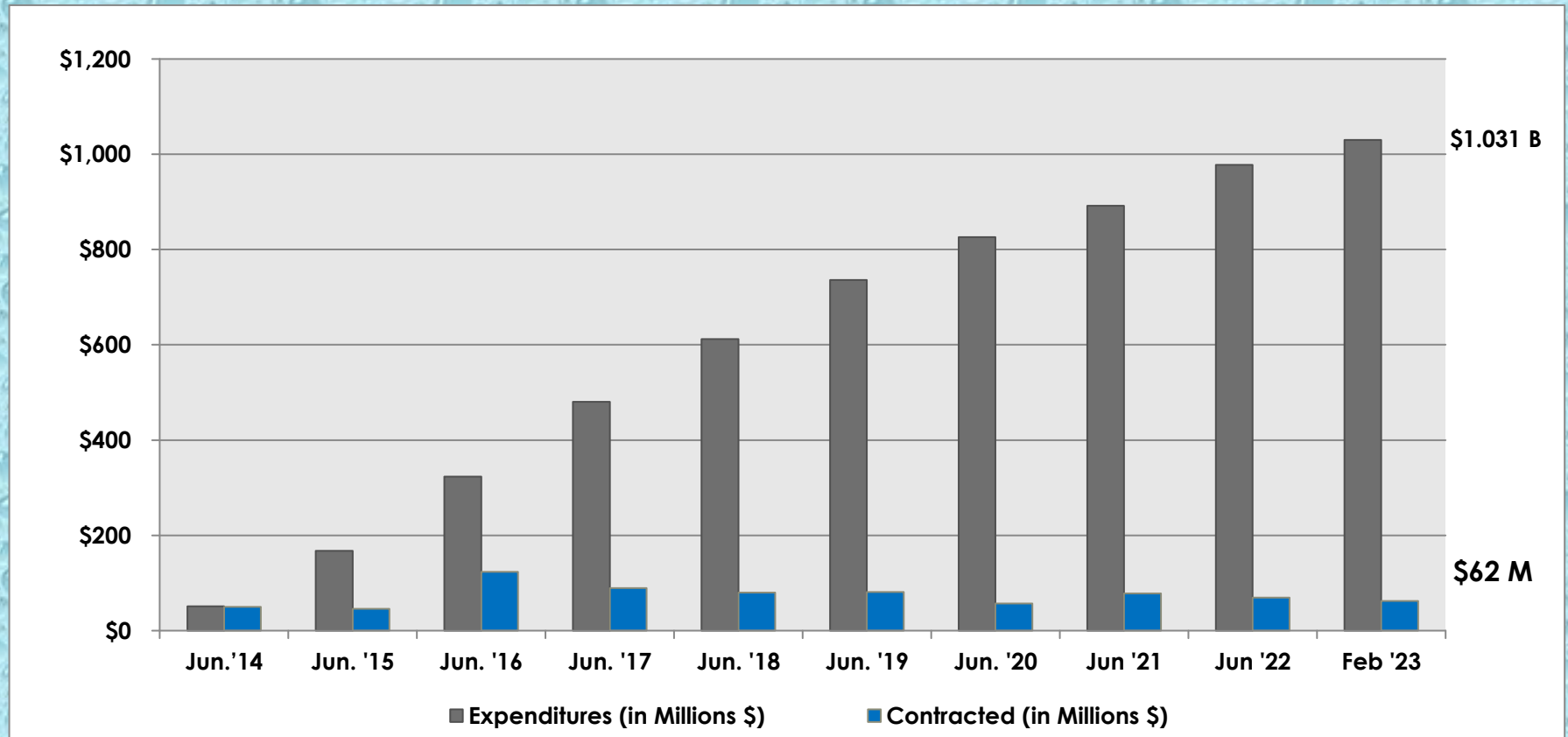


GOB EXPENDITURES & CONTRACTED

As of February 23, 2023



Transaction Category	Jun.'14	Jun.'15	Jun.'16	Jun.'17	Jun.'18	Jun.'19	Jun.'20	Jun.'21	Jun.'22	Feb.'23
Expenditures (in Millions \$)	\$51	\$167	\$323	\$480	\$612	\$736	\$826	\$892	\$978	\$1.031
Contracted (in Millions \$)	\$50	\$46	\$123	\$89	\$80	\$81	\$57	\$78	\$69	\$62



QUARTERLY EXPENDITURES BY COST CATEGORY (AS OF 12/31/2022)



GOB Expenditures by Cost Category and Program Group as of December 31, 2022

Cost Category Group Description	Facilities	Technology	Total Expenditures
Construction & Preconstruction Services	\$ 537,710,271.11	\$ 6,407,505.34	\$ 544,117,776.45
Direct Purchase of Construction Materials	\$ 151,168,711.61		\$ 151,168,711.61
Furniture Fixtures & Equipment	\$ 19,420,458.10	\$ 83,866,920.42	\$ 103,287,378.52
Architectural Engineering Services	\$ 58,138,583.87	\$ 24,182.62	\$ 58,162,766.49
Maintenance Managed Projects	\$ 43,226,613.89	\$ 1,547,775.48	\$ 44,774,389.37
Abatement/Overhead	\$ 40,236,823.23	\$ 733,846.00	\$ 40,970,669.23
Program Management Services	\$ 39,699,342.63	\$ 220,756.61	\$ 39,920,099.24
Building Code Compliance Services	\$ 11,598,760.18	\$ 11,009.00	\$ 11,609,769.18
GOB Financial Services	\$ 6,455,846.92		\$ 6,455,846.92
Builders Risk Insurance	\$ 5,867,545.19	\$ 9,000.00	\$ 5,876,545.19
Environmental Services	\$ 4,012,127.41		\$ 4,012,127.41
P/A Systems Services	\$ 3,490,452.97		\$ 3,490,452.97
Roofing	\$ 2,528,830.75		\$ 2,528,830.75
Software	\$ 9,415.00	\$ 2,425,829.24	\$ 2,435,244.24
Custodial Reimbursement	\$ 1,272,447.50	\$ 20,576.12	\$ 1,293,023.62
Printing Services	\$ 891,349.82	\$ 452.02	\$ 891,801.84
Advertising	\$ 524,662.25		\$ 524,662.25
Miscellaneous (e.g., Fire Watch, Rekeying, Security Services, Signs)	\$ 433,216.87		\$ 433,216.87
Legal Services	\$ 307,635.49		\$ 307,635.49
Utility Services	\$ 210,245.36	\$ 52,896.61	\$ 263,141.97
Photography Services	\$ 229,148.11	\$ 168.00	\$ 229,316.11
GOB Audit	\$ 201,069.00		\$ 201,069.00
Survey Services	\$ 174,648.25		\$ 174,648.25
Test and Balance	\$ 122,839.16		\$ 122,839.16
Scheduling	\$ 99,083.29		\$ 99,083.29
Reimbursement	\$ 62,455.99		\$ 62,455.99
Government Requirement	\$ 52,275.87		\$ 52,275.87
Estimating Services	\$ 30,758.00		\$ 30,758.00
Print Media	\$ 25,958.13		\$ 25,958.13
Rental/Lease of Modular Units	\$ 19,611.24		\$ 19,611.24
Total Expenditures	\$ 928,221,187.19	\$ 95,320,917.46	\$ 1,023,542,104.65

Source: SAP

SOURCE: SAP
(FULL REPORTS POSTED ON GOB WEBSITE)

QUARTERLY EXPENDITURES BY VENDOR (EXCERPT - AS OF 12/31/2022)



Vendor	Total Expenditures	Micro Business Enterprise	Small Business Enterprise	Minority/Women Business Enterprise	Expired Certification Date
116 RESTORATION PLUS CO, INC.	\$ 125,955.00	X		Hispanic-American	6/10/2025
A & B HARDWARE/UMARIS INC.	\$ 932.84		X	Hispanic-American	5/51/2023
A & M SUPPLY CORPORATION	\$ 22,101.12				
A J DURAN ROOFING INC.	\$ 1,471,280.41				
A S D S AIR FLAPS S/CNS	\$ 6,116.00				
ANTHONY'S BROS. CAFE	\$ 92,561.73	X			
A AND S P P & SUPPLY CO.	\$ 35,155.30			Hispanic-American	2/1/2025
AB & UTILITIES SUPPLY INC.	\$ 101,032.81				
A. FALERO TRUCKING INC.	\$ 135,177.31				
AAA AUTOMATED DOORS SERVICE INC.	\$ 8,581.74				
AAA TILES & SANITARY WARE CO.	\$ 9,070.74				
AAA TOOL & SUPPLY	\$ 1,095.00				
AAON INDUSTRIAL SAFETY INC.	\$ 4,012.00				
ABC IMAGING INC.	\$ 11,545.00				
ABC SOUTH LUMBER &	\$ 14,665.10				
ABC SUPPLY CO. INC.	\$ 41,482.57				
ABC SUPPLY CO. TOWN & CTRY	\$ 341,580.08				
ABI & COMPANY INC.	\$ 237.00				
ABOVE INTERIOR DISTRIBUTORS INC.	\$ 319,388.59				
ABSOLUTE CIVIL	\$ 54,653.54			Non-Minority Female	5/24/2024
ACE1 SUPPLY, INC.	\$ 50,952.38				
ACEI ASSOCIATES INC.	\$ 409,660.38				
ACCESS BUILDERS INC.	\$ 46,152.03			Hispanic-American	7/27/2023
ACCO BRANDS USA LLC	\$ 6,053.88				
ACCURA INC.	\$ 12,403,362.29				
ACCURATE DESIGN	\$ 83,500.03			Hispanic-American	7/21/2024
ACE EDUCATIONAL	\$ 3,375.00				
ACE Flooring Systems, Inc.	\$ 51.00		X	Hispanic-American	10/25/2025
ACE PUMP & SUPPLY	\$ 7,102.32				
ACE SEWING & VACUUM CENTER	\$ 7.00				
ACOUSTI DOORS &	\$ 276,320.00				
ACOUSTI ENGINEERING CO OF FL	\$ 104,456.00				
ACTION 800 & LANDSCAPE CENTER INC.	\$ 488,567.00				
ACTION SUPPLY CO.	\$ 18,660.03				
ADRI-MAC LLC	\$ 1,247,423.63				
ADONEL CONCRETE & PAVING OF SO FL	\$ 6,104,043.00				
ADONEL CONCRETE PAVING AND	\$ 1,517.75				
ADVANCE SECURITY GROUP ENTERPRISE	\$ 288.84		X		2/13/2023
ADVANCED FIRE & SECURITY INC.	\$ 6,892.85				
ADVANCED MULTI-SCREEN CORP.	\$ 230,208.61				
ADVANCED RECREATIONAL CONCEPTS	\$ 4,480.51				
ADV P INDUSTRIES INC.	\$ 2,940.00				
AGI INTERNATIONAL INC.	\$ 377,822.70		X	Hispanic-American	10/3/2025
AIR CONTRACTING &	\$ 337,283.41			Non-Minority Female	12/22/2025
AIRQUEST ENVIRONMENTAL	\$ 58,508.96				
ALCORN ALUMINUM & CO.	\$ 86,455.00				
ALL-AMERICAN PRECAST	\$ 568,483.44				
ALL COUNTY MUSIC INC.	\$ 1,295.88				
ALL DADE LAWN MOWERS	\$ 18,334.00				
ALL FLORIDA CAFE INC.	\$ 479,979.05				
ALL GREEN MUSEUM	\$ 111,218.00	X		Hispanic-American	2/5/2024
ALL POINTS DESIGN CORP.	\$ 20,786.18				
ALL BACK & SHEDDING INC.	\$ 17,511.06				
ALL SECURITY SOLUTIONS INC.	\$ 561,311.21				
ALL SECURITECH ARCHITECTURE INC.	\$ 1,833,317.75		X	Hispanic-American	4/28/2023
ALL PUMPS INC.	\$ 56,233.00				
ALLIED CONTROLS INC.	\$ 100,085.38				
ALLIED IT TRENDS PRODUCTS	\$ 217,510.38				
ALLIED PAPER COMPANY	\$ 118,860.08			Non-Minority Female	1/26/2024
ALLIED TRUCKING OF FLORIDA	\$ 45,408.02				
ALL STEEL & GYPSUM	\$ 656,744.26				
ALL MEDIA LLC	\$ 72,730.10				
ALLA HOME REMODELING CO.	\$ 120,205.00	X		Hispanic-American	4/26/2023
AM3 USA	\$ 10,831.50				
AMAC FOSTER WHEELER ENVIRONMENT &	\$ 52,761.61				
AMERICAN MARLINQUIN CORPORATION	\$ 32,407.44				
AMERICAN INFAC	\$ 205,372.08				
AMERICAN OIL FAN	\$ 53,338.35				
AMERICAN CANA INC.	\$ 7,575.02				
AMERICAN BROS. INC.	\$ 5,606.44				
AMON ENTERPRISE INTL. CORP.	\$ 172,398.44		X	African-American	9/21/2025

Vendor	Total Expenditures	Micro Business Enterprise	Small Business Enterprise	Minority/Women Business Enterprise	Expired Certification Date
WARRIS NATURAL SCIENCE EST LLC	\$ 15,087.45				
WATSON TILES INC.	\$ 186,957.65				
WATSON TILES INC.	\$ 186,957.65		X	Hispanic-American	
WEATHERPRO MAINTENANCE CORP.	\$ 100,863.60			Hispanic-American	
WEISSER CORPORATION	\$ 254,208.43				
WEST MUSIC COMPANY	\$ 18,040.74				
WHITE ROCK QUALITIES	\$ 291,080.28				
WHITE ROCK	\$ 1,089,974.27				
WILDFIRE COMMUNICATIONS INC.	\$ 466,671.14				
WIRE BUILDERS	\$ 21,157.85				
WITNESS/VIDEOGRAPHY SYSTEMS	\$ 126,780.50				
WJ PAPER/GRAPHIC & PARTNERS	\$ 5,081,957.33				
WORLDSPACE TECHNOLOGY INC.	\$ 17,178.50				
WORLDWIDE ELECTRIC SUPPLY INC.	\$ 1,547,188.02				
WORTHINGTON DIRECT	\$ 1,851.11				
WSP USA, INC.	\$ 17,382,500.31				
WSP AUDIO VISUAL SOLUTIONS	\$ 627,228.80				
WYKAS INC.	\$ 82,550.00				
WYKAS ELEVATION	\$ 288,080.80				
WYKAS AMERICA INC.	\$ 108,087.60				
WYKAS SHOOTING GOODS	\$ 11,048.80				
WYKAS INC.	\$ 2,750,394.67				
Total Expenditures	\$ 1,023,542,184.65				

SOURCE: SAP
(FULL REPORTS POSTED ON GOB WEBSITE)

QUARTERLY EXPENDITURES

BY DISTRICT/SCHOOL/PROJECT#/COST CATEGORY

(AS OF 12/31/2022)




GOB Expenditures by Location / Project & Cost Category as of December 31, 2022 - District 6

Location / Project Number / Cost Category	Total Expenditures
0121	\$ 2,767,866.55
AUBURNDALE ELEMENTARY	
00429900	\$ 60,352.46
Abatement/Overhead	\$ 3,561.19
Architectural Engineering Services	\$ 4,954.10
Building Code Compliance Services	\$ 2,467.00
Construction & Preconstruction Services	\$ 16,095.99
Direct Purchase of Construction Materials	\$ 32,980.00
Printing Services	\$ 294.18
01300800	\$ 457,082.24
Abatement/Overhead	\$ 34,432.12
Architectural Engineering Services	\$ 119,760.05
Building Code Compliance Services	\$ 45,091.00
Construction & Preconstruction Services	\$ 1,711.00
Direct Purchase of Construction Materials	\$ 79,794.00
Furniture Fixtures & Equipment	\$ 111.50
Maintenance Managed Projects	\$ 254.09
Miscellaneous (e.g., Fire Watch, Rekeying, Security Services, Signs)	\$ 3,178.80
Printing Services	\$ 111,585.17
Program Management Services	\$ 17,566.37
Builders Risk Insurance	\$ 212,785.28
01300801	\$ 7,398.13
Abatement/Overhead	\$ 9,212.89
Architectural Engineering Services	\$ 5,100.00
Building Code Compliance Services	\$ 148,649.32
Construction & Preconstruction Services	\$ 27,358.68
Direct Purchase of Construction Materials	\$ 34.45
Printing Services	\$ 15,031.81
Program Management Services	\$ 6,948.42
01300802	\$ 5,351.77
Abatement/Overhead	\$ -
P/A System Services	\$ -
Program Management Services	\$ 1,596.65
01300803	\$ 1,953,764.20
Abatement/Overhead	\$ 49,016.48
Architectural Engineering Services	\$ 7,618.00
Construction & Preconstruction Services	\$ 1,253,160.83
Custodial Reimbursement	\$ 6,568.55
Direct Purchase of Construction Materials	\$ 599,843.00
Legal Services	\$ 3,878.00
Miscellaneous (e.g., Fire Watch, Rekeying, Security Services, Signs)	\$ 21.50
Program Management Services	\$ 33,657.84
01300804	\$ 27,612.84
Abatement/Overhead	\$ (160.83)
Construction & Preconstruction Services	\$ 1,662.41
Custodial Reimbursement	\$ 2,057.93
Environmental Services	\$ 14,490.26
Program Management Services	\$ 8,303.62
Builders Risk Insurance	\$ 1,259.45
01311800	\$ 42,002.03

Source: SAP

1 of 28

SOURCE: SAP
(FULL REPORTS POSTED ON GOB WEBSITE)



OFFICE OF TREASURY MANAGEMENT BONDS & SALES

Margarita A. Betancourt

Office of Treasury Management

Treasurer

Mabetancourt@dadeschools.net

305-995-1687

GENERAL OBLIGATION BONDS SUMMARY



Miami-Dade County Public Schools
Financial Services
Office of Treasury Management

General Obligation Bonds Summary

Source and Uses Summary by GOB Issue							
Sources	TOTAL	2013	2014A	2015	2016	2017	2022
Par Amount	\$1,200,000,000	\$190,005,000	\$96,475,000	\$192,720,000	\$200,000,000	\$250,000,000	\$270,800,000
Premium	119,762,142	11,093,203	3,712,712	8,709,544	42,472,961	18,900,875	34,872,847
Total Sources	1,319,762,142	201,098,203	100,187,712	201,429,544	242,472,961	268,900,875	305,672,847
Uses							
Project Fund	1,313,173,174	200,000,000	100,000,000	200,000,000	241,501,263	267,882,564	303,789,348
Cost of Issuance	2,148,101	420,056	167,712	352,587	398,498	424,136	385,113
Underwriter's Discount	4,440,866	678,147	20,000	1,076,958	573,200	594,175	1,498,386
Total Uses	1,319,762,142	201,098,203	100,187,712	201,429,544	242,472,961	268,900,875	305,672,847
Coupon Rate		5.00%	5.00%	5.00%	5.00%	5.00%	5.00%
True Interest Cost (TIC)		4.56%	4.69%	3.91%	3.42%	3.59%	4.02%
GOB Total Project Funds Available							
Par Amount	1,200,000,000						
Premium (Net of Disc. & COI)	113,173,174						
Interest Income (Inception-to-date)	26,230,820						
Total	\$1,339,403,994						

OTM a/o 3-1-2023



ADOPT-A-SCHOOL PROGRAM

Tabitha G. Fazzino

Office of Intergovernmental Affairs & Family and Community Engagement

Chief Intergovernmental Affairs & Family and Community Engagement Officer

Tfazzino@dadeschools.net

305-995-1206



SUSTAINABILITY AND ENERGY EFFICIENCY

Karly Pulido

Office of Strategic Planning & Initiatives

Sustainability Officer

Kpulido@dadeschools.net

305-995-4737



PROCUREMENT MANAGEMENT SERVICES GOODS & SERVICES


Charisma H. Montfort

Procurement Management Services

Chief Procurement Officer

Cmontfort@dadeschools.net

305-995-2364



OFFICE OF ECONOMIC OPPORTUNITY

Jennifer D. Andreu

Office of Economic Opportunity and Education

Assistant Superintendent, Equity & Diversity

Jandreu@dadeschools.net

oeo.dadeschools.net

305-995-1307

Infographic: OEO's Impact Since 2013



**Office of
Economic Opportunity**

A huge thank you to our vendors
Impact Since 2013



\$558.05M

GOB SPENDING WITH
SMALL/MICRO, M/WBE,
AND VETERAN FIRMS



256

GRADUATED FIRMS
IN OUR PROGRAMS



734

TOTAL NUMBER OF
OUTREACH EVENTS



1915

SCHOOL SITE
WORKFORCE REVIEWS

Data as of December 31, 2022

GOB PRIME EXPENDITURES SUMMARY



GOB Expenditures Breakdown by Certification Programs Dec 31, 2022		
Certified Expenditures Summary by Program		
M/WBE Expenditures	\$542,232,843.19	
MBE/SBE Expenditures	\$15,154,787.92	
VBE Expenditures	\$659,783.24	
Certified Expenditures Summary by M/WBE Designation		
African American Expenditures	\$54,819,331.32	10.11%
Asian American Expenditures	\$4,594,847.71	0.85%
Hispanic American Expenditures	\$466,239,147.60	85.99%
Women Expenditures	\$16,579,516.56	3.06%
Total Certified Firms Expenditures	\$558,047,414.35	

NOTE: Out of more than \$1.02B spent through Dec 31, 2022, 54.52% of all dollars were expended on local certified Small/Micro, Minority/Women, and Veteran Businesses!



CERTIFICATION BY DESIGNATION AND INDUSTRY

TOTAL CERTIFICATIONS				TYPE OF COMPANY			
<i>FY 11-12 Benchmark</i>	<i>December 2022</i>	<i>January 2023</i>	BREAKDOWN OF CERTIFICATIONS	Construction	Goods & Services	Professional Services Non A/E	Professional Services A/E
40	201	204	African-American Female	18	128	58	0
128	202	203	African-American Male	70	89	28	16
0	16	17	Asian-American Female	2	8	4	3
0	28	28	Asian-American Male	5	8	3	12
78	222	223	Hispanic-American Female	71	106	18	28
207	417	422	Hispanic-American Male	196	142	25	59
0	1	1	Native-American Female	1	0	0	0
0	1	1	Native-American Male	1	0	0	0
104	96	98	Non-Minority Female	27	50	12	9
0	69	71	Non-Minority Male	27	30	8	6
0	2	2	Veteran Female	0	2	0	0
0	41	40	Veteran Male	12	20	7	1
557	1296	1310	TOTAL	430	583	163	134

As of January 30, 2023

PREQUALIFICATION



PREQUALIFIED FIRMS BY DISCIPLINE*	TOTAL	AA	A	NA	HA	NM	VBE	NC
Alarm Systems Contractor I	9	1	0	0	0	0	0	8
Alarm Systems Contractor II	3	0	0	0	1	0	0	2
Asbestos Contractor	5	0	0	0	1	1	0	3
Building Contractor	9	5	0	0	1	1	0	2
Class A Air Conditioning Contractor	11	1	0	0	3	1	0	6
Electrical Contractor	25	6	0	1	6	1	0	11
Fire Equipment Dealer Contractor	1	0	0	0	0	0	0	1
Fire Protection Systems Contractor	4	1	0	0	1	0	0	2
General Contractor*	110	10	1	0	41	5	2	51
Glass Glazing Contractor	1	0	0	0	1	0	0	0
Gypsum Drywall Specialty Contractor	1	1	0	0	0	0	0	0
Mechanical Contractor	21	2	0	0	7	1	0	11
Mold, Mold Assessor, Mold Remediator Contractor	5	0	0	0	2	1	0	2
Plumbing Contractor	8	2	0	0	4	1	0	1
Pollutant Storage Systems Contractor	2	0	0	0	1	1	0	0
Registered General Contractor	1	0	0	0	0	0	0	1
Roofing Contractor	19	1	1	0	9	0	0	8
Solar Contractor	2	0	0	0	1	0	0	1
Specialty Electrical Contractor	3	0	0	0	2	0	0	1
Underground Utility & Excavation	9	0	0	0	4	1	0	4
Grand Total	249	30	2	1	85	14	2	115

183	TOTAL PREQUALIFIED FIRMS As of January 23, 2023	
100	PREQUALIFIED M/WBE FIRMS	
	26	African American
	1	Asian American
	65	Hispanic American
	1	Native American
	7	Non-Minority Women
2	PREQUALIFIED VBE FIRMS	
30	PREQUALIFIED MBE FIRMS	
57	PREQUALIFIED SBE FIRMS	
81	NON-CERTIFIED FIRMS	

*Some firms have more than one discipline. Chart reflects disciplines by race.

Key Legend: AA – African American; A – Asian American; NA – Native American; HA – Hispanic American; NM - Non-Minority; VBE – Veteran Business Enterprise; NC – Non-Certified

COMPLIANCE UPDATE



The OEO has reviewed from July 1, 2022 – January 31, 2023

- 68 School Board agenda items
- 30 Capital Improvement and Maintenance Projects (Assignments)
- Reviews Include:
 - Assessment of compliance on established SBE/MBE/MWBE/VBE goals
 - Confirming and verifying signed Letters of Intent on contract dollars awarded to SBE, MBE, MWBE, and VBE Sub-contractors
 - Confirming and verifying signed Memorandums of Understanding on contract dollars awarded to SBE, MBE, MWBE, and VBE Sub-consultants
 - Confirming and verifying SBE, MBE, MWBE, and VBE certification designations
 - Verifying applicable professional licenses

OEO REVIEWED – GOB CLOSED PROJECTS



269 GOB Project Reviews Include:

- **Conduct** - Prime and subcontractor contract reviews-Including (A/E, Pre-Construction, Job Order Contracts)
- **Perform** - Desk audit of all subcontractors, confirmation of subcontractors and subconsultants payments and confirmation of prime goal commitment
- **Analyze**- Assessment of prime contractor compliance with all small and minority business goals established on the project, including workforce goals
- **Document** – Prime, subcontractors and sub consulting reporting of the M-DCPS Online Diversity Compliance System
- **Complete** – Prime contractor office and onsite project visits, final determination of GOB goal attainment and project compliance

RECENT OUTREACH EFFORTS & EVENTS



SFAA Regional Diversity Working Group
Tuesday, February 14, 2023

10:30 a.m. – 11:30 a.m.
Virtual Meeting

Miami-Dade Chamber of Commerce – Members Meet Up
Tuesday, February 14, 2023

4:00 p.m. – 5:00 p.m.
Virtual Meeting

Supplier Development Program – Cohort 9
Thursday, February 16, 2023

10:00 a.m. – 12:00 p.m.
Virtual Meeting

Miami-Dade Asian American Advisory Board
Thursday, February 16, 2023

6:00 p.m. – 7:00 p.m.
Miami-Dade County - Stephen P. Clark Building
111 N.W. 1 Street
Miami, FL 33128

RECENT OUTREACH EFFORTS & EVENTS



SFAA Regional Diversity Working Group
Tuesday, February 21, 2023

10:30 a.m. – 11:30 a.m.
Virtual Meeting

Miami-Dade Chamber of Commerce – Members Meet Up
Tuesday, February 21, 2023

4:00 p.m. – 5:00 p.m.
Virtual Meeting

**Miami-Dade County ISD-SBD Black History
Expo and Resource Fair**
Wednesday, February 22, 2023

8:00 a.m. – 1:00 p.m.
The Moss Performing Arts Center
10950 SW 211 Street
Cutler Bay, FL 33189

Supplier Development Program – Cohort 9
Thursday, February 16, 2023

10:00 a.m. – 12:00 p.m.
Virtual Meeting

RECENT OUTREACH EFFORTS & EVENTS



SFAA Regional Diversity Working Group
Tuesday, February 28, 2023

10:30 a.m. – 11:30 a.m.
Virtual Meeting

Supplier Development Program – Cohort 9
Thursday, March 2, 2023

10:00 a.m. – 12:00 p.m.
Virtual Meeting

**Oasis at Miami Gardens First Friday
Business Breakfast**
Friday, March 3, 2023

9:00 a.m. – 11:00 a.m.
Oasis at Miami Gardens
640 NW 183rd Street
Miami, FL 33169

Office of the Mayor Strive 305 Morning Huddle
Friday, March 3, 2023

10:00 a.m. – 11:00 a.m.
Virtual Meeting

UPCOMING EVENTS



Thursday, March 9, 2023
10:00 a.m. – 12:00 p.m.

Supplier Development Program – Cohort 9
Virtual Meeting

Tuesday, March 14, 2023
10:00 a.m. – 12:30 p.m.

SFAA Regional Diversity Working Group
Virtual Meeting



OPPORTUNITY IS KNOCKING
FOLLOW US!

 **@MDCPSOEO**

OFFICE OF
ECONOMIC OPPORTUNITY


NEWS & NOTEWORTHY



OPPORTUNITIES OPPORTUNITIES OPPORTUNITIES OPPORTUNITIES



OFFICE OF
ECONOMIC OPPORTUNITY



MIAMI-DADE COUNTY PUBLIC SCHOOLS

Maintenance Matchmaking Vendor Fair

Friday, January 27, 2023, from 10:00 a.m. to 1:00 p.m.

Maintenance Operations Building - Conference Room 9241
12525 NW 28 Ave
Miami, FL 33167

- Review Upcoming Opportunities and How to Apply
- Network and Ask Questions directly to M-DCPS Staff
- Learn about Doing Business with M-DCPS
- Hear about our Certification & Prequalification Programs
- Share your information with other vendors

Register online:
<https://forms.microsoft.com/r/b2hfG8utdr>
Or give us a call at
(305)995-3131 and
(305)995-7734



ALL MAINTENANCE-RELATED TRADES INCLUDING:
SUPPLIERS OF MAINTENANCE EQUIPMENT AND MATERIALS,
ELECTRICAL, PLUMBING, HVAC, REFRIGERANTS, ROOFING,
CARPENTRY, FIRE PROTECTION, SIGNS, PLAYGROUND
EQUIPMENT, STUCCO, STORM DOORS & WINDOWS,
LANDSCAPING, **AND MORE!**



NEWS & NOTEWORTHY





MIAMI-DADE COUNTY PUBLIC SCHOOLS' OFFICE OF ECONOMIC OPPORTUNITY

BLACK HISTORY MONTH

Business Networking Social



TUESDAY, FEBRUARY 28, 2023
6:00 PM - 8:00 PM
HISTORIC DUNNS JOSEPHINE HOTEL
IN HISTORIC OVERTOWN
1028 NW 3RD AVE
MIAMI, FL 33136

- LEARN FROM LOCAL AGENCIES ABOUT RESOURCES AND OPPORTUNITIES
- NETWORK WITH SOUTH FLORIDA BUSINESS COMMUNITY, LOCAL ORGANIZATIONS' LEADERSHIP AND STAFF
- PLAY INTERACTIVE GAMES AND WIN PRIZES

REGISTER THROUGH EVENTBRITE:
[HTTPS://WWW.EVENTBRITE.COM/E/ANNUAL-BLACK-HISTORY-MONTH-BUSINESS-NETWORKING-SOCIAL-TICKETS-528326477717](https://www.eventbrite.com/e/annual-black-history-month-business-networking-social-tickets-528326477717)
OR BY SCANNING THE QR CODE

SCAN ME



THANKS TO OUR SPONSORS:



Infographic: Mission, Initiatives & Outcomes OEO



OFFICE OF ECONOMIC OPPORTUNITY

Providing contracting opportunities for local businesses

Who We Are

The Office of Economic Opportunity (OEO) promotes the economic inclusion and growth of Small/Micro, Minority/Women, and Veteran Business Enterprises. We accomplish economic development and growth through certification, community outreach programs, contractor prequalification, and monitoring compliance activities. In addition, the OEO continues an ongoing collaboration with other public and private stakeholders to promote a more vibrant and inclusive local marketplace that maximizes future economic opportunities. We strive to ensure that local S/MBE's, M/WBE's, and VBE's have the best opportunity to do business with Miami-Dade County Public Schools and have an equal opportunity in all phases of the contracting process. The OEO currently operates under School Board Policy 6320.02 and the OEO Administrative Procedures Manual.

CERTIFICATION | CONTRACTOR PREQUALIFICATION | COMPLIANCE
COMMUNITY OUTREACH | TECHNICAL ASSISTANCE

OEO HIGHLIGHTS

SCHOOLS



487
MIAMI-DADE
COUNTY PUBLIC
SCHOOLS

NATION'S 4TH
LARGEST SCHOOL
DISTRICT

SPEND



\$558.05M
EXPENDITURES

GOB SPENDING
WITH CERTIFIED
FIRMS

GRADUATION



256
BUSINESSES

GRADUATED
FIRMS IN OUR
PROGRAMS

CONNECT



@MDCPSOEO



o eo.dadeschools.net

ENGAGE HOW YOU CAN GET INVOLVED WITH US

Technical Tuesday

Business Technical
Assistance Seminars

Social Media & Virtual events

South Florida Business
Directory & Resource Guide

Small Business Outreach Events

BUY LEARN WHAT WE DO



Goods & Services

Equipment • Furniture • Janitorial • Security •
Information Technology • Transportation • Food •
Hauling of Goods

Construction

Construction Services • Job Order Contracts •
Construction Specialty Trades

Professional Services (A/E)

Architecture • Professional Engineering •
Landscape Architecture • Surveying •
Mapping

Professional Services (Non-A/E)

Asbestos Consultants • Program Management •
Geotechnical • Construction Materials Testing •
Environmental Services

CERTIFICATIONS

SBE/MBE

1146

Small Business Enterprise &
Micro Business Enterprise
Program

M/WBE

1181

Minority/Women Business
Enterprise Program

VBE

42

Veteran Business Enterprise
Program

Data as of December 31, 2022

INTERLOCAL AGREEMENTS

SMALL/MICRO

U.S Small Business
Administration

Miami-Dade County
Miami Dade College

M/WBE

Florida Office of Supplier
Diversity

VBE

Florida Office of Supplier
Diversity

Infographic: Increasing the Number of Firms in Targeted Industries



Calling All Local Business Owners

LET US PREPARE YOU FOR FUTURE OPPORTUNITIES

OFFICE OF ECONOMIC OPPORTUNITY

Impact Since 2013



\$558.05M
GENERAL OBLIGATION BOND (GOB)
TOTAL SPENDING WITH
SMALL/MICRO, MINORITY/WOMEN,
AND VETERAN FIRMS



256
GRADUATED FIRMS IN OUR
PROGRAMS



734
TOTAL NUMBER OF OUTREACH
EVENTS



1915
SCHOOL SITE WORKFORCE
REVIEWS

FOR MORE INFORMATION ON BECOMING A VENDOR, GETTING CERTIFIED AS A SMALL/MICRO, MINORITY/ WOMEN, AND VETERAN BUSINESS ENTERPRISE, OR BECOMING PREQUALIFIED TO DO PRIME CONSTRUCTION GOB WORK, CONTACT US TODAY!

Website:
oeo.dadeschools.net

Email:
oeo@dadeschools.net

Phone:
(305) 995 - 1307

Address:
**1450 NE 2nd Avenue
Suite 428
Miami, FL 33132**

Stay Connected:
[@MDCPSOEO](https://twitter.com/MDCPSOEO)



CONSTRUCTION & A/E PROFESSIONAL SERVICES NIGP

CODES NEEDED:
SUPPORTING OUR GOB PROGRAM


- 91240 - Demolition Services
- 91438 - Electrical
- 91244 - Excavation Services
- 91276 - Striping Streets, Parking Facilities, Lane Div
- 91200 - Construction Services
- 91430 - Concrete
- 91457 - Metal Work
- 77000 - Roofing Materials & Supplies
- 91051 - Masonry, Concrete & Stucco Maintenance
- 90932 - Doors & Windows
- 90900 - Building Construction Services
- 93153 - Lighting Fixtures Maintenance & Repair
- 91450 - Heating, Ventilating & Air Conditioning
- 90600 - Architectural Services, Professional
- 92500 - Engineering, Professional

GOODS & SERVICES NIGP CODES NEEDED:

- 95294 - Transportation Services
- 91059 - Pest Control Services
- 91013 - Elevator Installation, Maintenance, Repair & Inspection Services
- 91869 - Insurance Consultants
- 37500 - Foods: Bakery
- 38000 - Foods: Dairy
- 38500 - Foods: Frozen
- 39000 - Foods: Perishable
- 94600 - Financial Services
- 95300 - Insurance and Insurance Services
- 42500 - Furniture: Office
- 96149 - Legal Services, Attorneys
- 34000 - Fire Protection Equipment and Supplies
- 20400 - Computer Hardware
- 98800 - Roadside, Grounds, Recreational, and Park Area Services (Landscaping)

Data as of December 31, 2022

Dr. Jose L. Dotres, Superintendent of Schools



UPCOMING MEETING: Next Regular Meeting

June 13, 2023