


21ST CENTURY SCHOOLS BOND ADVISORY COMMITTEE

SEPTEMBER 26, 2023



OFFICE OF FACILITIES DESIGN AND CONSTRUCTION GOB UPDATE

Raul F. Perez

Office of Facilities Design and Construction

Chief Facilities Design and Construction Officer

rperez6@dadeschools.net

construction.dadeschools.net

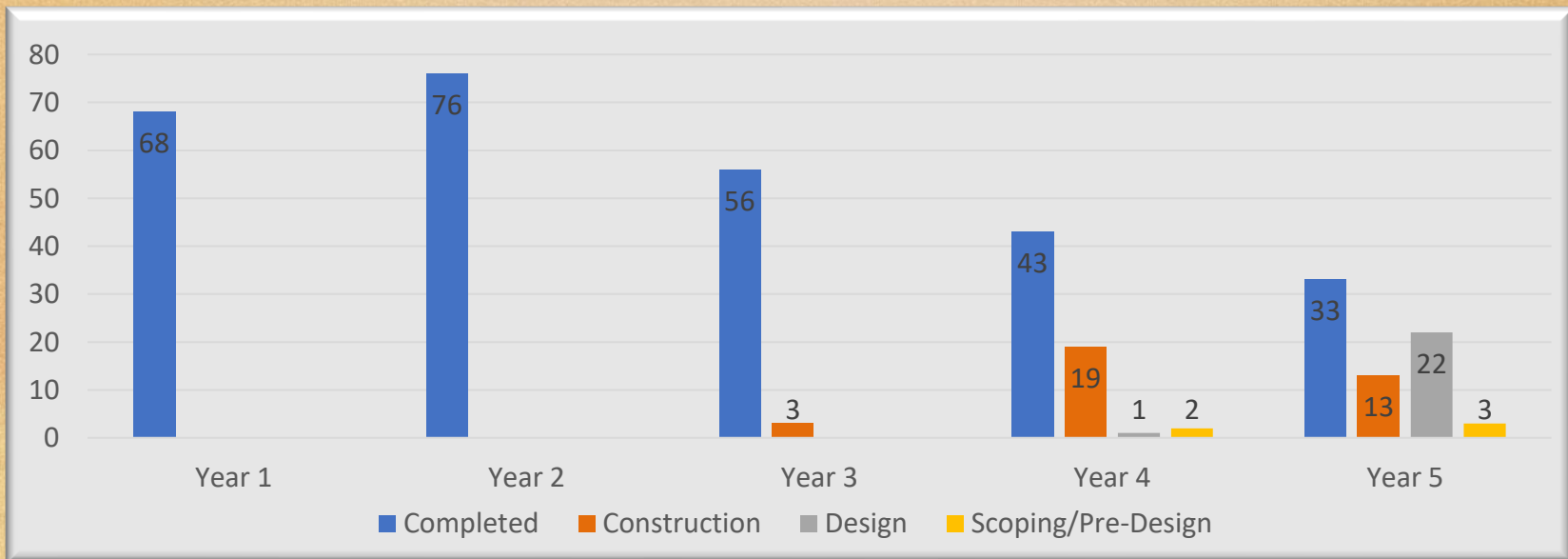
305-995-1607

GOB PROJECT UPDATE

Project Status as of June 30, 2023

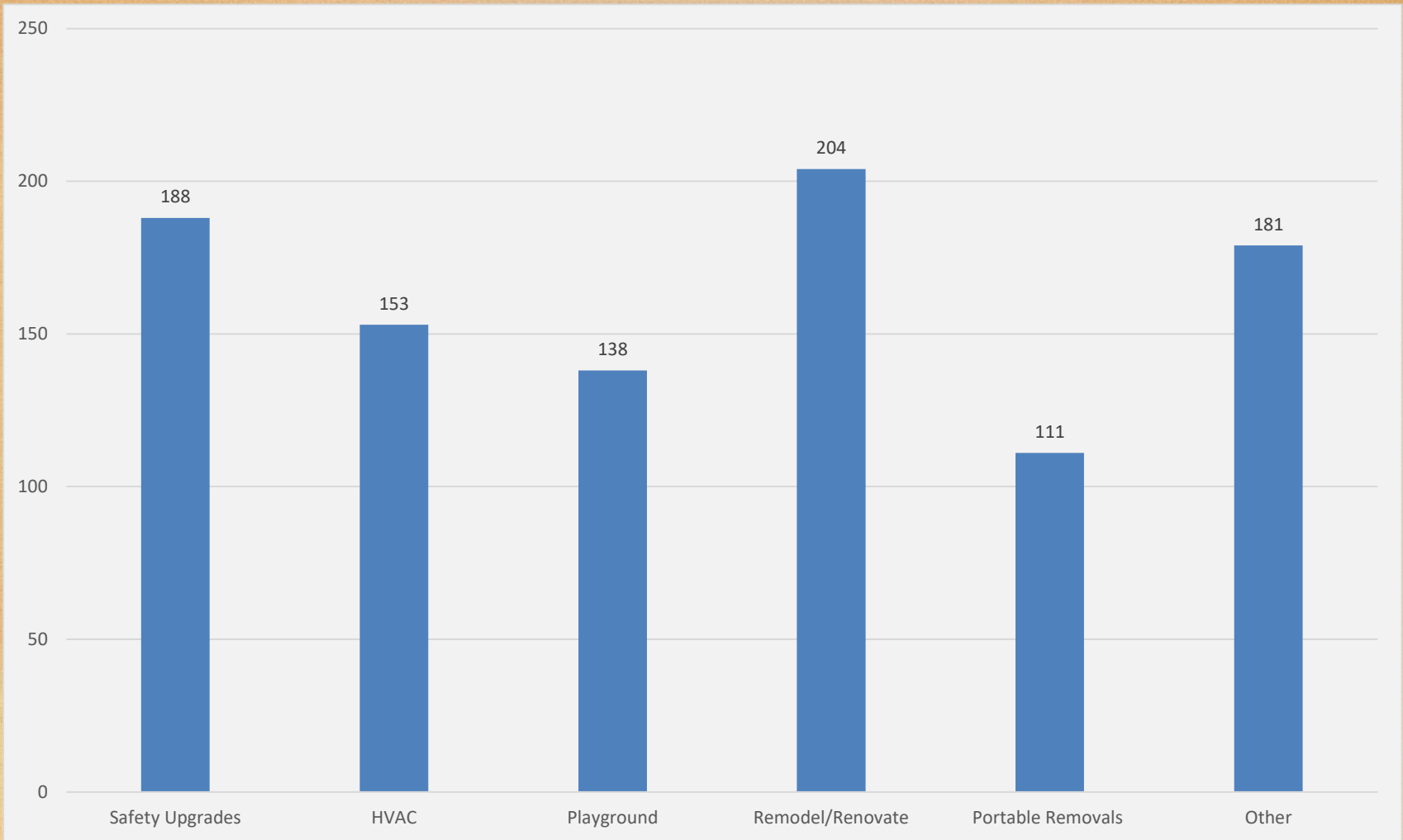


	YEAR 1 2013-2014	YEAR 2 2014-2015	YEAR 3 2015-2016	YEAR 4 2016-2017	YEAR 5 2017-2018	TOTAL
COMPLETED	68	76	56	43	33	276
CONSTRUCTION			3	19	13	35
DESIGN				1	22	23
SCOPING / PRE-DESIGN				2	3	5
TOTAL	68	76	59	65	71	339



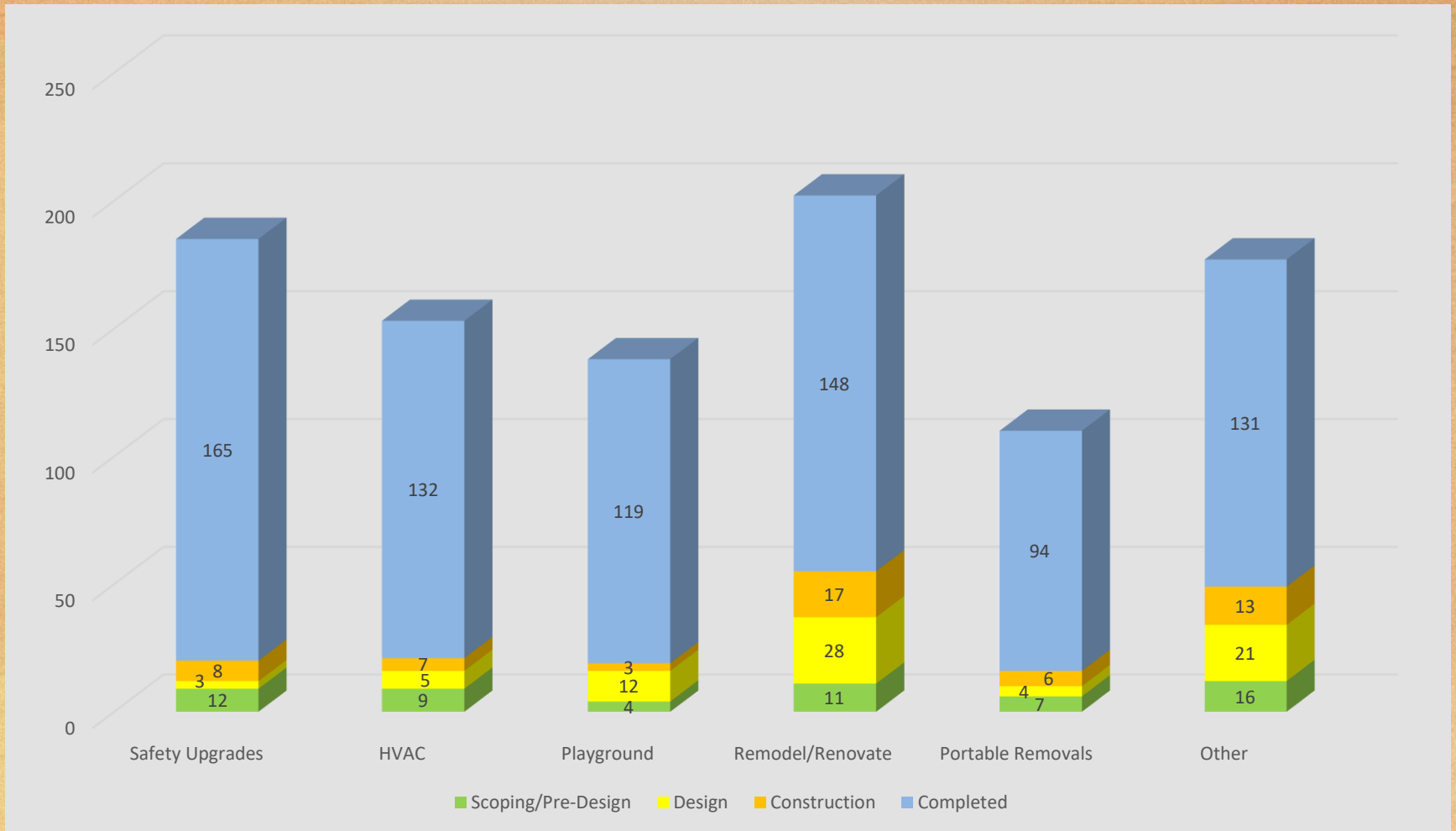

GOB PROJECT UPDATE

Accelerated/Complementary Scope Projects by Category As of June 30, 2023



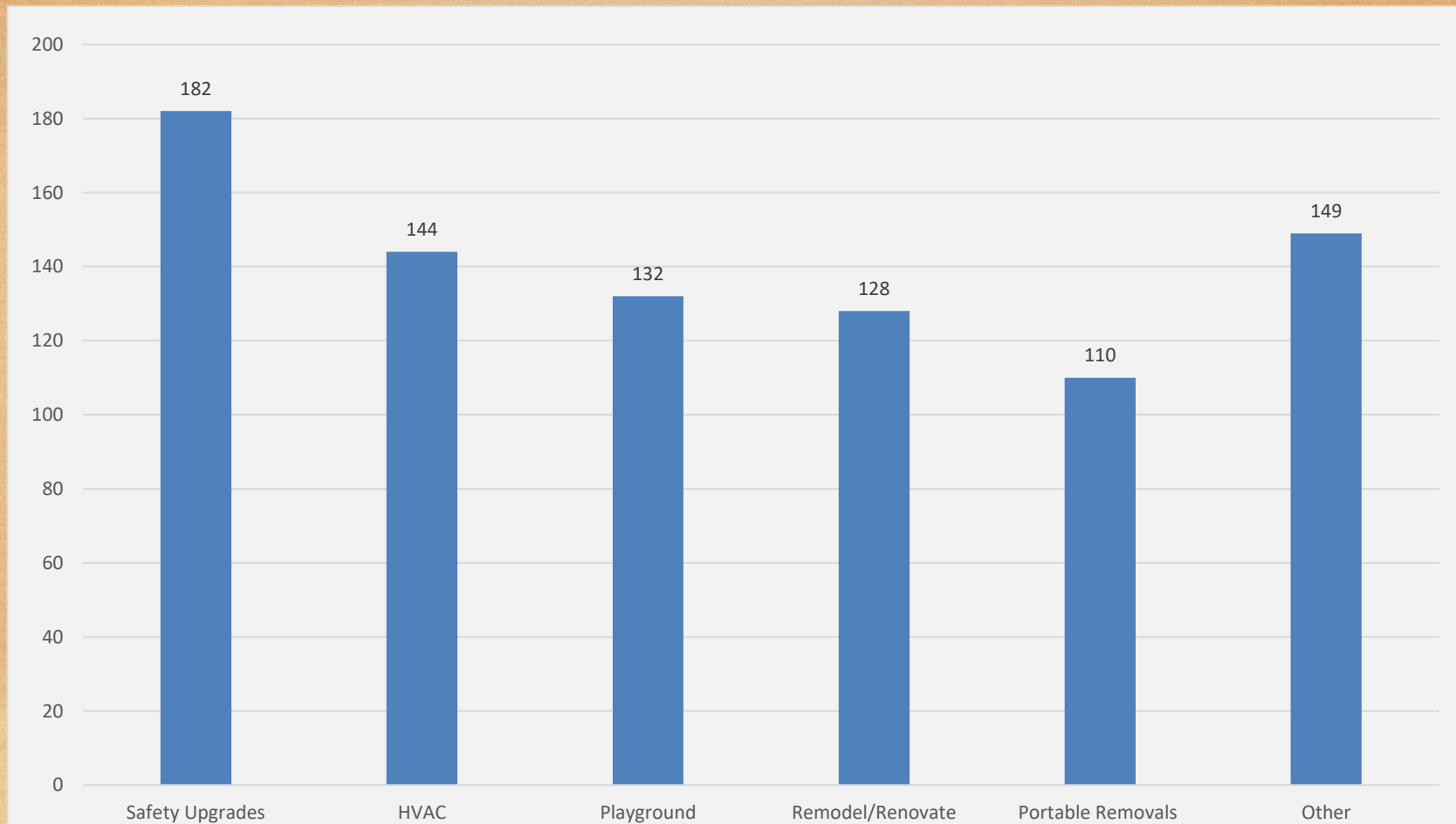
GOB PROJECT UPDATE

Accelerated/Complementary Scope Projects by Status As of June 30, 2023



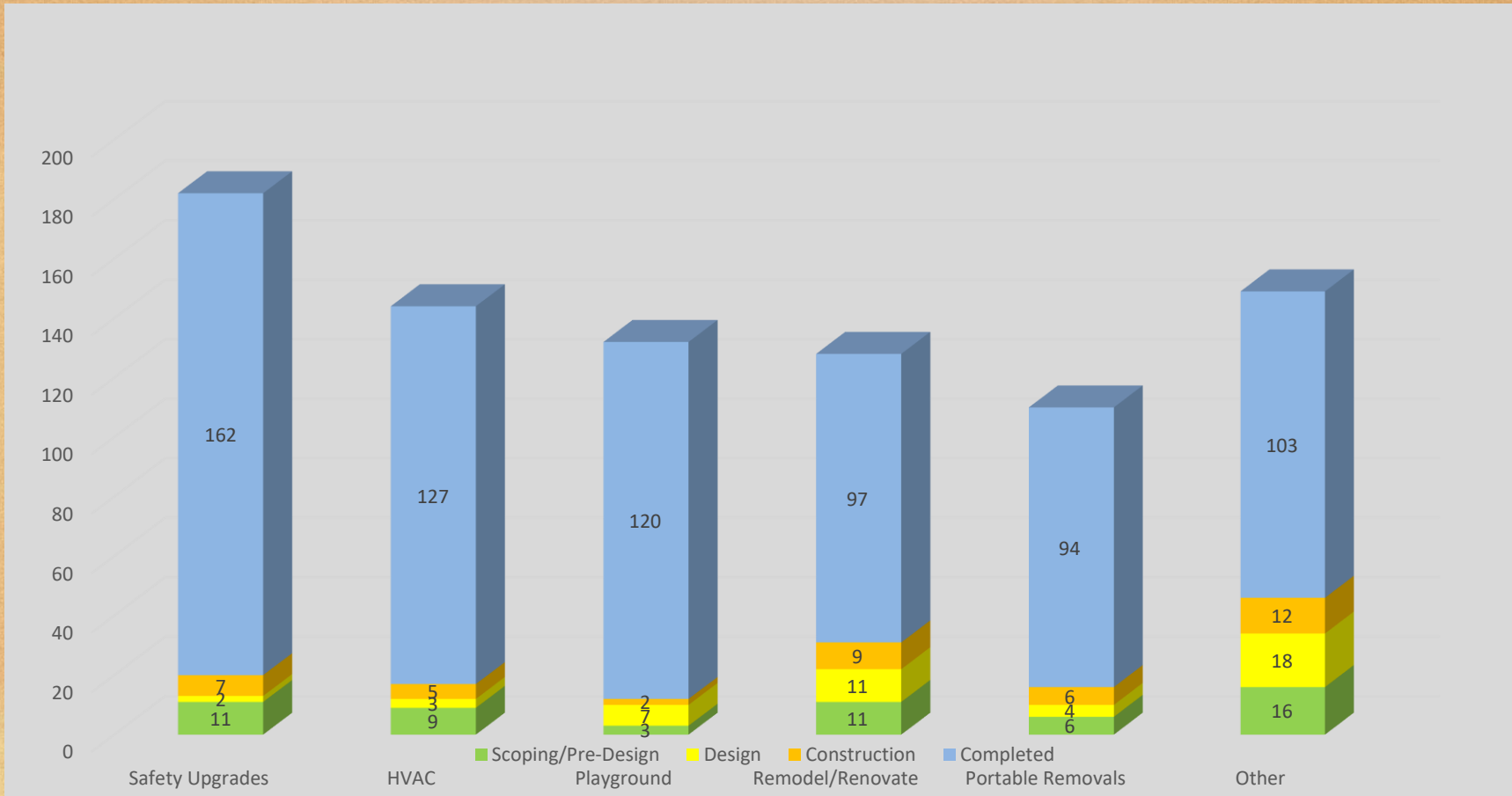
GOB PROJECT UPDATE

Accelerated Scope Projects by Category As of September 21, 2023



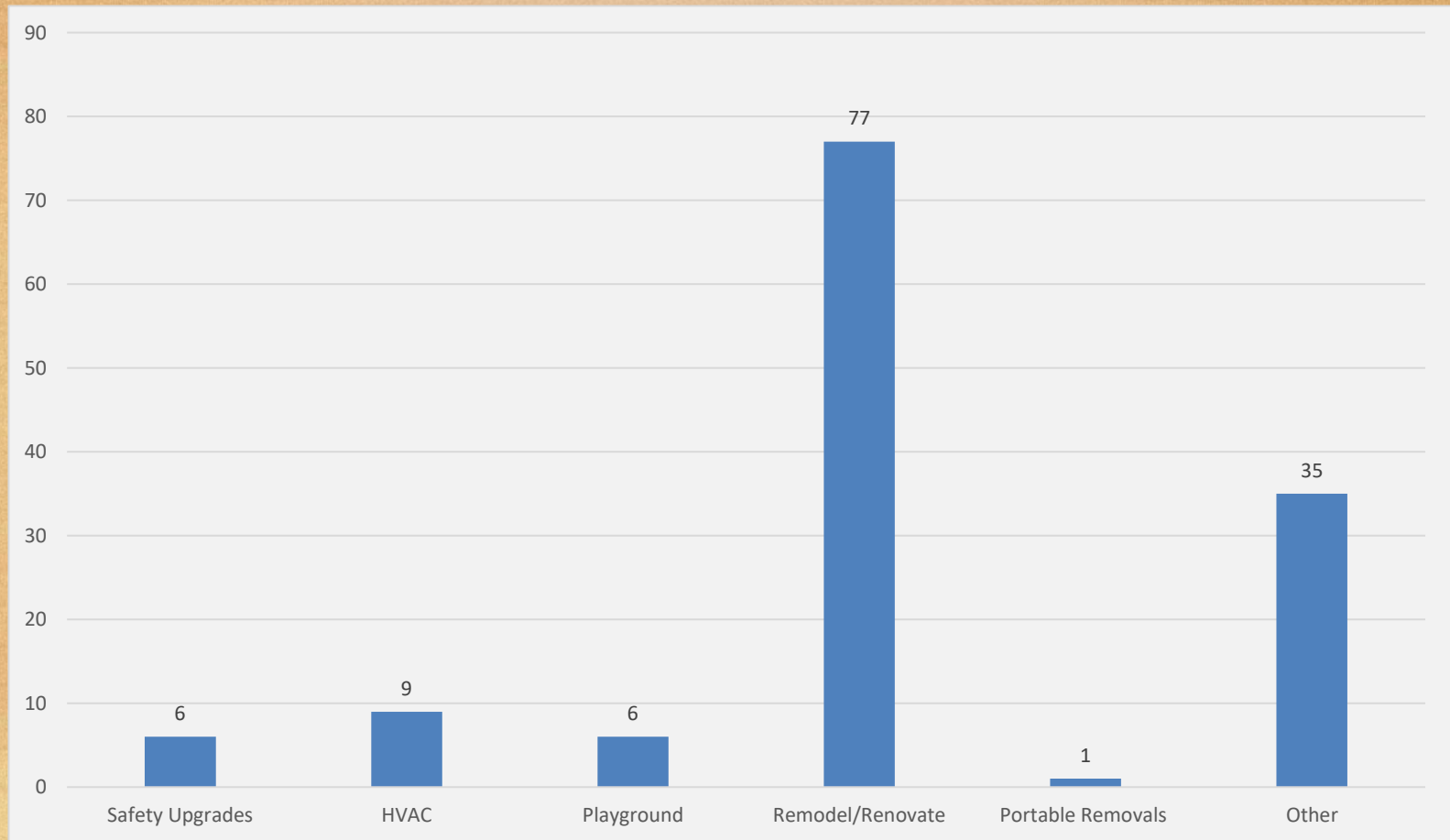

GOB PROJECT UPDATE

Accelerated Scope Projects by Category As of September 21, 2023



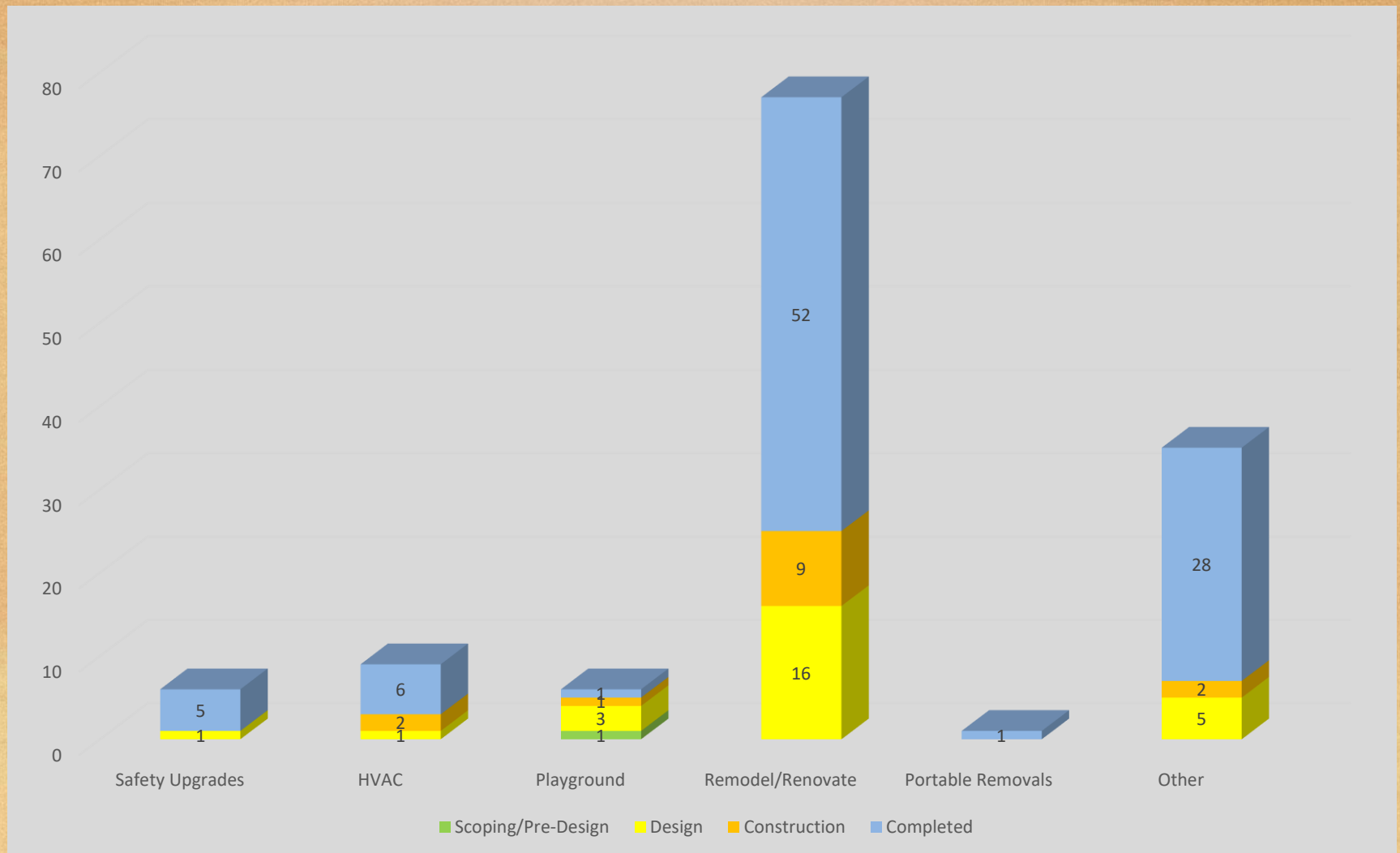

GOB PROJECT UPDATE

Complementary Scope Projects by Status
As of September 21, 2023



GOB PROJECT UPDATE

Complementary Scope Projects by Status
As of September 21, 2023

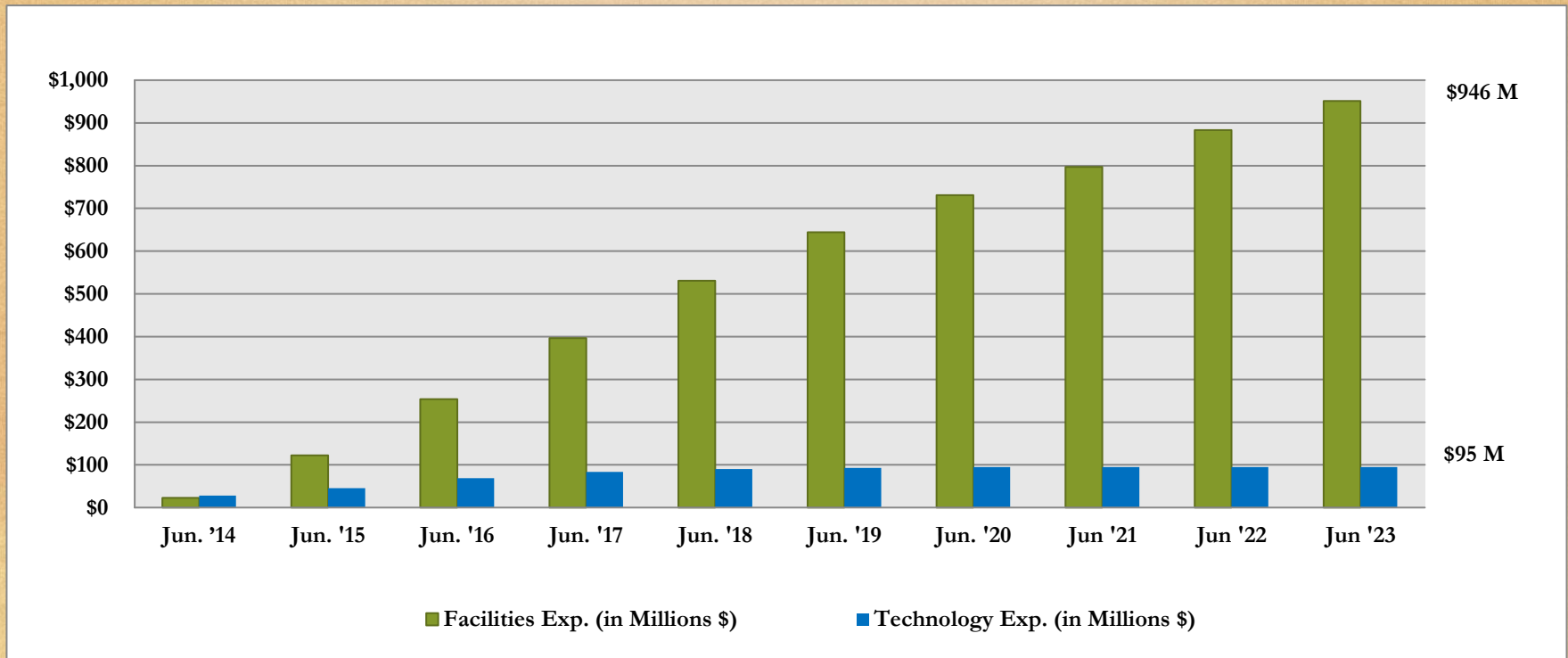


GOB EXPENDITURES

As of June 30, 2023



Transaction Category	Jun. '14	Jun. '15	Jun. '16	Jun. '17	Jun. '18	Jun. '19	Jun. '20	Jun. '21	Jun. '22	Jun. '23
Facilities Exp. (in Millions \$)	\$23	\$122	\$254	\$397	\$531	\$644	\$731	\$797	\$883	\$946
Technology Exp. (in Millions \$)	\$28	\$45	\$69	\$83	\$90	\$93	\$95	\$95	\$95	\$95

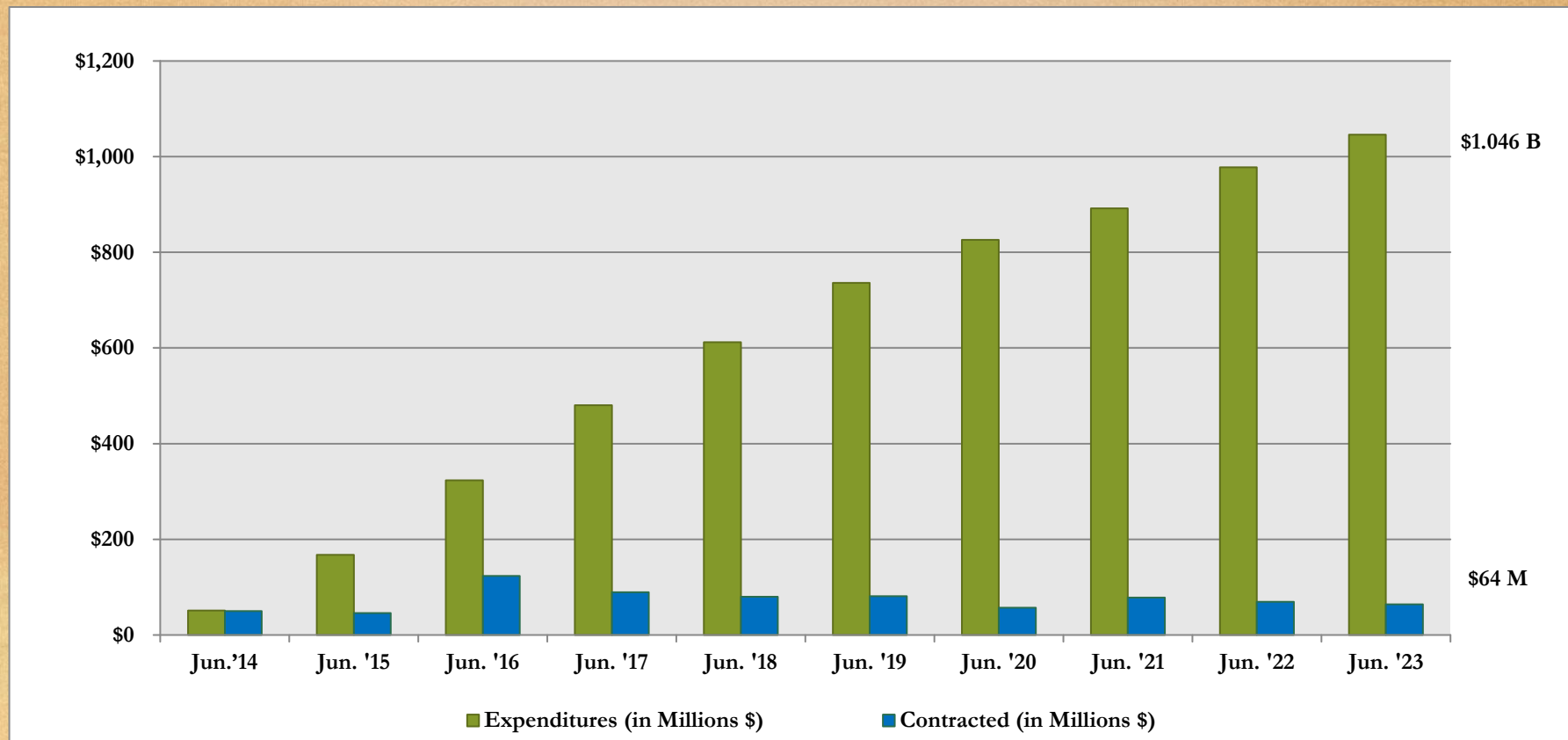


GOB EXPENDITURES & CONTRACTED

As of June 30, 2023



Transaction Category	Jun.'14	Jun. '15	Jun. '16	Jun. '17	Jun. '18	Jun. '19	Jun. '20	Jun. '21	Jun. '22	Jun. '23
Expenditures (in Millions \$)	\$51	\$167	\$323	\$480	\$612	\$736	\$826	\$892	\$978	\$1,046
Contracted (in Millions \$)	\$50	\$46	\$123	\$89	\$80	\$81	\$57	\$78	\$69	\$64



QUARTERLY EXPENDITURES BY COST CATEGORY (AS OF 6/30/2023)



GOB Expenditures by Cost Category and Program Group as of June 30, 2023

Cost Category Group Description	Facilities	Technology	Total Expenditures
Construction & Preconstruction Services	\$ 549,549,810.50	\$ 6,407,505.32	\$ 555,957,315.82
Direct Purchase of Construction Materials	\$ 157,562,011.34		\$ 157,562,011.34
Furniture Fixtures & Equipment	\$ 20,029,791.05	\$ 83,883,943.58	\$ 103,913,734.63
Architectural Engineering Services	\$ 59,821,230.46	\$ 24,182.62	\$ 59,845,413.08
Maintenance Managed Projects	\$ 44,238,662.08	\$ 1,547,775.48	\$ 45,786,437.56
Abatement/Overhead	\$ 40,236,823.23	\$ 733,846.00	\$ 40,970,669.23
Program Management Services	\$ 40,252,566.85	\$ 221,829.24	\$ 40,474,396.09
Building Code Compliance Services	\$ 11,804,568.00	\$ 11,009.00	\$ 11,815,577.00
GOB Financial Services	\$ 6,455,846.92		\$ 6,455,846.92
Builders Risk Insurance	\$ 5,867,545.19	\$ 9,000.00	\$ 5,876,545.19
Environmental Services	\$ 4,197,798.75		\$ 4,197,798.75
P/A Systems Services	\$ 3,604,627.62		\$ 3,604,627.62
Roofing	\$ 2,568,512.42		\$ 2,568,512.42
Software	\$ 9,415.00	\$ 2,425,829.24	\$ 2,435,244.24
Custodial Reimbursement	\$ 1,288,154.76	\$ 20,576.12	\$ 1,308,730.88
Printing Services	\$ 893,913.25	\$ 452.02	\$ 894,365.27
Advertising	\$ 543,829.81		\$ 543,829.81
Miscellaneous (e.g., Fire Watch, Rekeying, Security Services, Signs)	\$ 443,200.89		\$ 443,200.89
Legal Services	\$ 312,144.99		\$ 312,144.99
Utility Services	\$ 210,245.36	\$ 52,896.61	\$ 263,141.97
Photography Services	\$ 229,148.11	\$ 168.00	\$ 229,316.11
GOB Audit	\$ 227,800.00		\$ 227,800.00
Survey Services	\$ 216,004.15		\$ 216,004.15
Test and Balance	\$ 164,943.42		\$ 164,943.42
Scheduling	\$ 120,766.05		\$ 120,766.05
Reimbursement	\$ 62,455.99		\$ 62,455.99
Government Requirement	\$ 52,444.37		\$ 52,444.37
Estimating Services	\$ 30,758.00		\$ 30,758.00
Print Media	\$ 25,958.13		\$ 25,958.13
Rental/Lease of Modular Units	\$ 19,611.24		\$ 19,611.24
Non-print Media	\$ -		\$ -
Total Expenditures	\$ 951,040,587.93	\$ 95,339,013.23	\$ 1,046,379,601.16

Source: SAP

SOURCE: SAP
(FULL REPORTS POSTED ON GOB WEBSITE)

[illegible]

	\$	16,700.00		
	\$	5,399.25		
	\$	83,959.20		
	\$	54,551,048.19		
	\$	335,164.23		Hispanic American
	\$	1,878.00		
	\$	110,067.51		
	\$	26,274.00		
	\$	10,175.00		
	\$	822,899.37		
	\$	127,725.00		
	\$	10,574.63		
	\$	11,845.00		
	\$	15,024.00		
	\$	189,357.89		
	\$	190,584.35		
	\$	106,865.96		
	\$	294,208.63		
	\$	299,750.79		
	\$	85.36		
	\$	1,521.00		
	\$	566.66		
	\$	157.89	X	
	\$	1,787.50		Hispanic American
	\$	1,277.84		
	\$	17,178.50		Hispanic American
	\$	1,710,184.89		
	\$	1,804.11		
	\$	18,125,836.19		
	\$	607,008.80		
	\$	64,594.04		
	\$	268,010.80	X	
	\$	16,032.60		
	\$	18,469.60		
	\$	5,861,655.17		

QUARTERLY EXPENDITURES

By district/school/project#/cost category

(as of 6/30/2023)




GOB Expenditures by Location / Project & Cost Category as of June 30th, 2023 - District 6

Location / Project Number / Cost Category	Total Expenditures
0121	\$ 2,767,866.55
AUBURNDALE ELEMENTARY	
00429900	\$ 60,352.46
Abatement/Overhead	\$ 3,561.19
Architectural Engineering Services	\$ 4,954.10
Building Code Compliance Services	\$ 2,467.00
Construction & Preconstruction Services	\$ 16,095.99
Direct Purchase of Construction Materials	\$ 32,980.00
Printing Services	\$ 294.18
01300800	\$ 457,082.24
Abatement/Overhead	\$ 34,432.12
Architectural Engineering Services	\$ 119,760.05
Building Code Compliance Services	\$ 45,031.60
Construction & Preconstruction Services	\$ 4,000.00
Direct Purchase of Construction Materials	\$ 1,400.00
Furniture Fixtures & Equipment	\$ 4,000.00
Maintenance Managed Projects	\$ 1,400.00
Miscellaneous (e.g., Fire Watch, Rekeying, Security Services, Signs)	\$ 1,254.09
Printing Services	\$ 3,178.80
Program Management Services	\$ 111,585.17
Builders Risk Insurance	\$ 17,566.37
01300801	\$ 212,785.28
Abatement/Overhead	\$ 7,398.13
Architectural Engineering Services	\$ 9,212.89
Building Code Compliance Services	\$ 5,100.00
Construction & Preconstruction Services	\$ 148,649.32
Direct Purchase of Construction Materials	\$ 27,358.68
Printing Services	\$ 34.45
Program Management Services	\$ 15,031.81
01300802	\$ 6,948.42
Abatement/Overhead	\$ 5,351.77
P/A Systems, Project	\$ -
Program Management Services	\$ 1,596.65
01300803	\$ 1,953,764.20
Abatement/Overhead	\$ 49,016.48
Architectural Engineering Services	\$ 7,618.00
Construction & Preconstruction Services	\$ 1,253,160.83
Custodial Reimbursement	\$ 6,568.55
Direct Purchase of Construction Materials	\$ 599,843.00
Legal Services	\$ 3,878.00
Miscellaneous (e.g., Fire Watch, Rekeying, Security Services, Signs)	\$ 21.50
Program Management Services	\$ 33,657.84
01300804	\$ 27,612.84
Abatement/Overhead	\$ (160.83)
Construction & Preconstruction Services	\$ 1,662.41
Custodial Reimbursement	\$ 2,057.93
Environmental Services	\$ 14,490.26
Program Management Services	\$ 8,303.62
Builders Risk Insurance	\$ 1,259.45
01311800	\$ 42,002.03

Source: SAP

1 of 28

SOURCE: SAP
(FULL REPORTS POSTED ON GOB WEBSITE)



OFFICE OF ECONOMIC OPPORTUNITY

Jennifer D. Andreu

Office of Economic Opportunity and Education

Assistant Superintendent, Equity & Diversity

Jandreu@dadeschools.net

oeo.dadeschools.net

305-995-1307

Infographic: OEO's Impact Since 2013



Office of Economic Opportunity

A huge thank you to our vendors
Impact Since 2013



\$571.70M

GOB SPENDING WITH
SMALL/MICRO, M/WBE,
AND VETERAN FIRMS



294

GRADUATED FIRMS
IN OUR PROGRAMS



812

TOTAL NUMBER OF
OUTREACH EVENTS




1931

SCHOOL SITE
WORKFORCE REVIEWS

Data as of June 30, 2023

GOB PRIME EXPENDITURE SUMMARY




GOB Expenditures Breakdown by Certification Programs June 30, 2023		
Certified Expenditures Summary by Program		
M/WBE Expenditures	\$555,040,904.72	
MBE/SBE Expenditures	\$15,995,567.06	
VBE Expenditures	\$659,783.24	
Certified Expenditures Summary by M/WBE Designation		
African American Expenditures	\$55,409,452.59	9.98%
Asian American Expenditures	\$4,594,847.71	0.83%
Hispanic American Expenditures	\$477,924,258.42	86.11%
Women Expenditures	\$17,112,346.00	3.08%
Total Certified Firms Expenditures	\$571,696,255.02	

NOTE: Out of more than \$1.05B spent through June 30, 2023, 54.64% of all dollars were expended on local certified Small/Micro, Minority/Women, and Veteran Businesses!



CERTIFICATION BY DESIGNATION AND INDUSTRY



TOTAL CERTIFICATIONS				TYPE OF COMPANY			
<i>FY 11-12 Benchmark</i>	<i>July 2023</i>	<i>August 2023</i>	BREAKDOWN OF CERTIFICATIONS	Construction	Goods & Services	Professional Services Non A/E	Professional Services A/E
40	232	235	African-American Female	21	138	76	0
128	216	221	African-American Male	70	99	35	17
0	16	17	Asian-American Female	2	8	5	2
0	28	28	Asian-American Male	5	8	3	12
78	239	244	Hispanic-American Female	77	114	25	28
207	437	432	Hispanic-American Male	203	156	19	54
0	1	1	Native-American Female	1	0	0	0
0	1	1	Native-American Male	1	0	0	0
104	102	100	Non-Minority Female	26	50	14	10
0	71	71	Non-Minority Male	28	32	5	6
0	3	3	Veteran Female	0	3	0	0
0	39	38	Veteran Male	11	18	8	1
557	1385	1391	TOTAL	445	626	190	130

As of August 22, 2023



PREQUALIFICATION

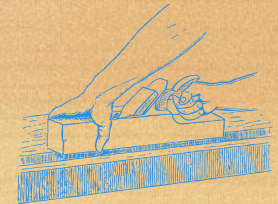


PREQUALIFIED FIRMS BY DISCIPLINE*	TOTAL		AA	A	NA	HA	NM	VBE	NC
Alarm Systems Contractor I	8		1	0	0	0	0	0	7
Alarm Systems Contractor II	3		0	0	0	1	0	0	2
Asbestos Contractor	4		0	0	0	0	1	0	3
Building Contractor	9		4	0	0	2	1	0	2
Class A Air Conditioning Contractor	12		1	0	0	4	1	0	6
Electrical Contractor	24		6	0	0	7	1	0	10
Fire Equipment Dealer Contractor	1		0	0	0	0	0	0	1
Fire Protection Systems Contractor	5		1	0	0	2	0	0	2
General Contractor*	115		10	1	0	43	4	2	55
Glass Glazing Contractor	2		0	0	0	1	0	0	1
Gypsum Drywall Specialty Contractor	1		1	0	0	0	0	0	0
Mechanical Contractor	23		2	0	0	7	2	0	12
	3		0	0	0	0	1	0	2
Mold, Mold Assessor, Mold Remediator Contractor									
Plumbing Contractor	9		2	0	0	5	0	0	2
Pollutant Storage Systems Contractor	0		0	0	0	0	0	0	0
Registered General Contractor	0		0	0	0	0	0	0	0
Roofing Contractor	23		2	1	0	9	0	0	11
Solar Contractor	2		0	0	0	1	0	0	1
Specialty Electrical Contractor	3		0	0	0	2	0	0	1
Underground Utility & Excavation	8		0	0	0	3	0	0	5
Grand Total	255		30	2	0	87	11	2	123


189	TOTAL PREQUALIFIED FIRMS	
	As of August 16, 2023	
102	PREQUALIFIED M/WBE FIRMS	
	25	African American
	1	Asian American
	69	Hispanic American
	0	Native American
	7	Non-Minority Women
2	PREQUALIFIED VBE FIRMS	
30	PREQUALIFIED MBE FIRMS	
57	PREQUALIFIED SBE FIRMS	
87	NON-CERTIFIED FIRMS	

*Some firms have more than one discipline. Chart reflects disciplines by race.

Key Legend: AA – African American; A – Asian American; NA – Native American; HA – Hispanic American; NM - Non-Minority; VBE – Veteran Business Enterprise; NC – Non-Certified



COMPLIANCE UPDATE



The OEO has reviewed from July 1, 2023 – August 31, 2023

- **9** School Board agenda items
- **2** Capital Improvement and Maintenance Projects (Assignments)
- **2** Legal Ad – OEO Compliance
- Reviews Include:
 - Assessment of compliance on established SBE/MBE/MWBE/VBE goals
 - Confirming and verifying signed Letters of Intent on contract dollars awarded to SBE, MBE, MWBE, and VBE Sub-contractors
 - Confirming and verifying signed Memorandums of Understanding on contract dollars awarded to SBE, MBE, MWBE, and VBE Sub-consultants
 - Confirming and verifying SBE, MBE, MWBE, and VBE certification designations
 - Confirming and Verifying OEO language and appropriate goals are included in legal ad
 - Verifying applicable professional licenses



GOB PROJECT REVIEWS



269 GOB Project Reviews include:

- **Conduct** – Prime and subcontractor contract reviews-Including (A/E, Pre-Construction, Job Order Contracts)
- **Perform** – Desk audit of all subcontractors, confirmation of subcontractors and subconsultants payments and confirmation of prime goal commitment
- **Analyze** – Assessment of prime contractor compliance with all small and minority business goals established on the project, including workforce goals
- **Document** – Prime, subcontractors and sub consulting reporting in the M-DCPS Online Diversity Compliance System
- **Complete** – Prime contractor office and onsite project visits, final determination of GOB goal attainment and project compliance



COMPLIANCE UPDATE RECENT OUTREACH EFFORTS & EVENTS



SFAA Regional Supplier Diversity Working Group Tuesday, August 15, 2023

9:30 a.m. – 11:30 a.m.
Virtual Meeting

Miami-Dade Chamber of Commerce-Members Meet Up Tuesday, August 18, 2023

4:00 p.m. – 5:00 p.m.
Virtual Meeting

Miami-Dade County 4th Annual Procurement Expo Wednesday, August 23, 2023

10:00 a.m. – 2:00 p.m.
Miami Dade College- Wolfson Campus
245 NE 4th Street
Miami, FL 33132

Meet the Prime- Lego Construction Thursday, August 24, 2023

10:00 a.m. – 12:00 p.m.
Virtual Meeting

COMPLIANCE UPDATE RECENT OUTREACH EFFORTS & EVENTS



Office of the Mayor Strive 305 Morning Huddle Friday, August 25, 2023

10:00 a.m. – 12:00 p.m.
North Dade Regional Library
2455 NW 183rd Street
Miami Gardens, Florida 33056

Black Business & Financial Literacy Expo 2023 Saturday, August 26, 2023

1:00 p.m. - 5:00 p.m.
Liberty Square Community Center
6304 NW 14th Ave
Miami, Florida 33147

Miami-Dade Chamber of Commerce – Members Meet Up Tuesday, August 29, 2023


4:00 p.m. – 5:00 p.m.
Virtual Meeting

Celebration of Black Business Month- South Florida Black Business Symposium Presented By M-DCPS and Broward Public Schools

Wednesday, August 30, 2023

10:00 a.m. – 12:00 p.m.
Betty T. Ferguson Recreational Complex
3000 NW 199th Street
Miami Gardens, FL 33056

COMPLIANCE UPDATE RECENT OUTREACH EFFORTS & EVENTS



Oasis of Miami Gardens First Friday Breakfast Series Friday, September 1, 2023

9:00 a.m. – 12:00 p.m.
Oasis of Miami Gardens
640 NW 183rd Street
Miami, FL 33169

SFAA Regional Marketplace Pilot Team Tuesday, September 5, 2023

9:30 a.m. – 11:30 a.m.
Virtual Meeting


2023 Bank of America Neighborhood Builders Wednesday, September 6, 2023

8:30 a.m. – 10:30 a.m.
701 Brickell Avenue – 8th Floor
Miami, FL 33131

Small Business Procurement Boot Camp Partnered with South Florida Anchor Alliance and Fair Wednesday, September 13, 2023

9:00 a.m. – 3:00 p.m.
Lauderhill Performing Arts Center
3800 NW 11th Place
Lauderhill, FL 33311

NEWS AND NOTEWORTHY



M-DCPS Certification Day Event at Hialeah-Miami Lakes Senior High School Thursday, August 10, 2023



OFFICE OF
ECONOMIC OPPORTUNITY



LEGO
CONSTRUCTION CO.



**MIAMI-DADE COUNTY PUBLIC SCHOOLS
LEGO CONSTRUCTION
SUBCONTRACTING OPPORTUNITIES**

**THURSDAY
AUGUST 24
2023**

10:00 AM - 11:00 AM

REGISTER HERE FOR VIRTUAL EVENT:



https://online.mdcps.net/legoconstruction/2023/08/24/legoconstruction

PROJECT: GLADES MIDDLE SCHOOL

For questions regarding the project,
LEGO Construction contact:

Harsh Bakliwal, Estimator
hb@legocc.com

Silvana Lopez Gomez, Project Manager
sl@legocc.com

For questions regarding the event,
Creativision MEDIA contact:

Charesse Chester
cchester@creativisionmedia.com



CREATIVISION
MEDIA

TRADES NEEDED:

CONCRETE	MASONRY
ACT	FLOORING
SITEWORK	PAINTING
CLEANING	SPECIALITIES
LANDSCAPE	TOILET ACCESSORIES
PLAYCOURTS	SIGNAGE
FENCE	WINDOW TREATMENT
DEMOLITION	FIRE PROTECTION
DRYWALL	HVAC
METALS	PLUMBING
MILLWORK	ELECTRICAL
ROOFING	DOORS & WINDOWS

www.legocc.com

REGISTER TODAY!

INFOGRAPHIC: MISSION, INITIATIVES & OUTCOMES



OFFICE OF ECONOMIC OPPORTUNITY

Providing contracting opportunities for local businesses

Who We Are

The Office of Economic Opportunity (OEO) promotes the economic inclusion and growth of Small/Micro, Minority/Women, and Veteran Business Enterprises. We accomplish economic development and growth through certification, community outreach programs, contractor prequalification, and monitoring compliance activities. In addition, the OEO continues an ongoing collaboration with other public and private stakeholders to promote a more vibrant and inclusive local marketplace that maximizes future economic opportunities. We strive to ensure that local S/MBE's, M/WBE's, and VBE's have the best opportunity to do business with Miami-Dade County Public Schools and have an equal opportunity in all phases of the contracting process. The OEO currently operates under School Board Policy 6320.02 and the OEO Administrative Procedures Manual.

CERTIFICATION | CONTRACTOR PREQUALIFICATION | COMPLIANCE
COMMUNITY OUTREACH | TECHNICAL ASSISTANCE

OEO HIGHLIGHTS

SCHOOLS



487
MIAMI-DADE
COUNTY PUBLIC
SCHOOLS

NATION'S 4TH
LARGEST SCHOOL
DISTRICT

SPEND



\$571.70M
EXPENDITURES

GOB SPENDING
WITH CERTIFIED
FIRMS

GRADUATION



294
BUSINESSES

GRADUATED
FIRMS IN OUR
PROGRAMS

CONNECT



@MDCPSOEO



o eo.dadeschools.net

ENGAGE HOW YOU CAN GET INVOLVED WITH US

Technical Tuesday

Business Technical
Assistance Seminars

Social Media & Virtual events

South Florida Business
Directory & Resource Guide

Small Business Outreach Events

BUY LEARN WHAT WE DO

Goods & Services

Equipment • Furniture • Janitorial • Security •
Information Technology • Transportation • Food •
Hauling of Goods

Construction

Construction Services • Job Order Contracts •
Construction Specialty Trades

Professional Services (A/E)

Architecture • Professional Engineering •
Landscape Architecture • Surveying •
Mapping

Professional Services (Non-A/E)

Asbestos Consultants • Program Management •
Geotechnical • Construction Materials Testing •
Environmental Services

CERTIFICATIONS

SBE/MBE
1225

Small Business Enterprise &
Micro Business Enterprise
Program

M/WBE
1251

Minority/Women Business
Enterprise Program

VBE
42

Veteran Business Enterprise
Program

INTERLOCAL AGREEMENTS

SMALL/MICRO

U.S Small Business
Administration

Miami-Dade County
Miami Dade College

M/WBE

Florida Office of Supplier
Diversity

VBE

Florida Office of Supplier
Diversity

Data as of June 30, 2023

INFOGRAPHIC: INCREASING THE NUMBER OF FIRMS IN TARGETED INDUSTRIES



Calling All Local Business Owners

LET US PREPARE YOU FOR FUTURE OPPORTUNITIES

OFFICE OF ECONOMIC OPPORTUNITY

Impact Since 2013



\$571.70M
GENERAL OBLIGATION BOND (GOB)
TOTAL SPENDING WITH
SMALL/MICRO, MINORITY/WOMEN,
AND VETERAN FIRMS



294
GRADUATED FIRMS IN OUR
PROGRAMS



812
TOTAL NUMBER OF OUTREACH
EVENTS



1931
SCHOOL SITE WORKFORCE
REVIEWS

**FOR MORE INFORMATION ON
BECOMING A VENDOR, GETTING
CERTIFIED AS A SMALL/MICRO,
MINORITY/ WOMEN, AND VETERAN
BUSINESS ENTERPRISE, OR BECOMING
PREQUALIFIED TO DO PRIME
CONSTRUCTION GOB WORK, CONTACT
US TODAY!**

Website:
oeo.dadeschools.net

Email:
oeo@dadeschools.net

Phone:
(305) 995 - 1307

Address:
1450 NE 2nd Avenue
Suite 428
Miami, FL 33132

Stay Connected:
[@MDCPSOEO](https://www.instagram.com/MDCPSOEO)




CONSTRUCTION & A/E PROFESSIONAL SERVICES NIGP CODES NEEDED: SUPPORTING OUR GOB PROGRAM

91240 - Demolition Services
91438 - Electrical
91244 - Excavation Services
91276 - Striping Streets, Parking Facilities, Lane Div
91200 - Construction Services
91430 - Concrete
91457 - Metal Work
77000 - Roofing Materials & Supplies
91051 - Masonry, Concrete & Stucco Maintenance
90932 - Doors & Windows
90900 - Building Construction Services
93153 - Lighting Fixtures Maintenance & Repair
91450 - Heating, Ventilating & Air Conditioning
90600 - Architectural Services, Professional
92500 - Engineering, Professional

GOODS & SERVICES NIGP CODES NEEDED:

95294 - Transportation Services
91059 - Pest Control Services
91013 - Elevator Installation, Maintenance, Repair
& Inspection Services
91869 - Insurance Consultants
37500 - Foods: Bakery
38000 - Foods: Dairy
38500 - Foods: Frozen
39000 - Foods: Perishable
94600 - Financial Services
95300 - Insurance and Insurance Services
42500 - Furniture: Office
96149 - Legal Services, Attorneys
34000 - Fire Protection Equipment and Supplies
20400 - Computer Hardware
98800 - Roadside, Grounds, Recreational, and Park
Area Services (Landscaping)



OFFICE OF FACILITIES TENTH ANNUAL REPORT

Raul F. Perez

Office of Facilities Design and Construction

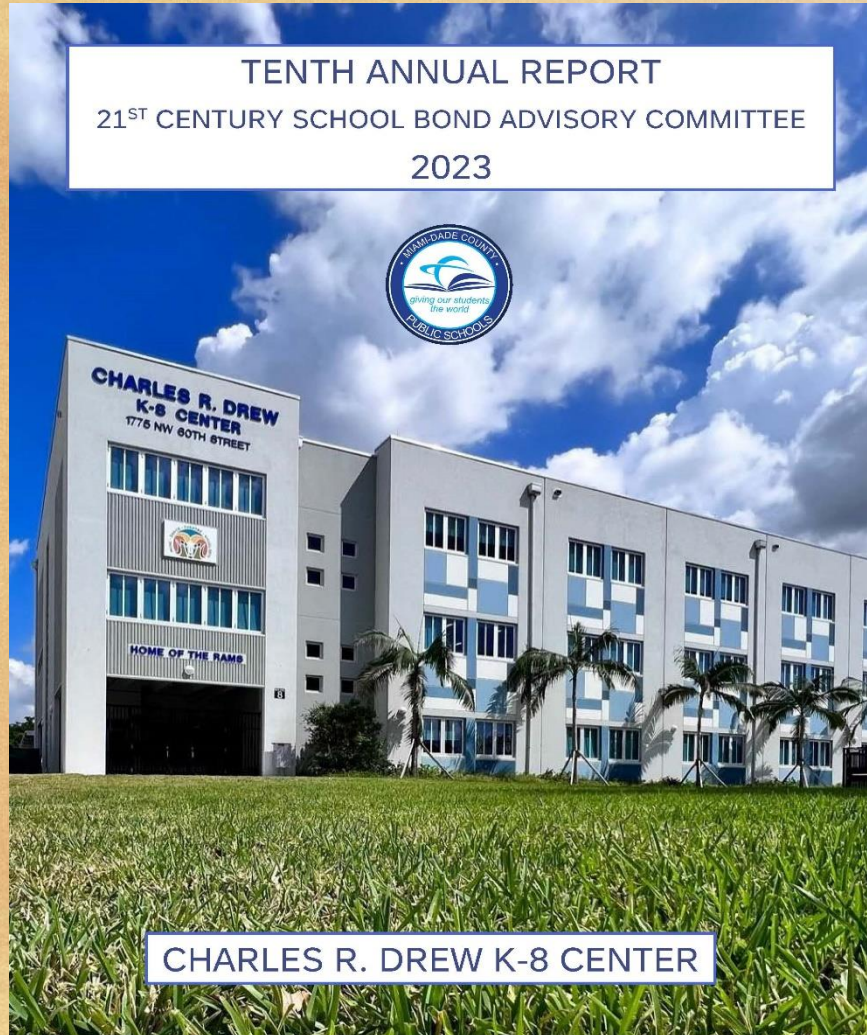
Chief Facilities Design and Construction Officer

rperez6@dadeschools.net

construction.dadeschools.net

305-995-1607

TENTH ANNUAL REPORT



21st Century Schools Bond Advisory Committee

2023

Bond Advisory Committee – Duties and Responsibilities

On May 8, 2013, the School Board approved Board Policy 9145 on final reading constituting the 21st Century Schools Bond Advisory Committee. The Policy established the purpose of the Committee and membership requirements reflective of Miami-Dade's diverse make-up. Following are relevant excerpts of the Policy.

Purpose:

The purpose of the 21st Century Bond Advisory Committee ("Committee") is to review, monitor, make recommendations to the School Board and Superintendent, and inform the public on the planning, progress, and implementation of the projects funded with proceeds from the 21st Century Schools Bond Program ("Bond Program") approved by voters on November 6, 2012. The Committee was formed to provide transparency and instill confidence in Miami-Dade County taxpayers that projects funded by the Bond Program are being delivered in a timely manner, are equitably distributed across the community and that the investments made are supporting the local economy.


Committee's Responsibilities:

1. Review and monitor the performance and program achievements of the Bond Program;
2. Advise the Superintendent and the Board of the progress of the Bond Program;
3. Assist in informing the community of the Bond Program progress and participate in District community outreach efforts;
4. Assist in the annual planning of activities related to Bond Program implementation; and
5. Make recommendations on the use of any surplus bond project funds or unspent project allocations.

The Committee's reviews and recommendations shall be reported on an annual basis to the Board, Superintendent and the community. The annual report shall assess the implementation of the Bond program to ensure that the Bond Program proceeds are being spent according to the published plan, that projects are being delivered in a timely manner and are equitably distributed, and that Bond Program proceeds are directed to the local economy.

The Ninth Annual Report is a high-level summary of GO Bond related activities undertaken during the period of July 1, 2022 through June 30, 2023 and was electronically disseminated prior to September 19, 2023.


TENTH ANNUAL REPORT



Main Sections:

- Committee governance and membership
- Executive Summary describing level of effort for projects in years 1 through 5, as well as accelerated scope
- S/MBE related activities specific to S/MBE and M/WBE project participation, efforts to pre-qualify contractors, and outreach and mentoring
- A general GO Bond program update highlighting accomplishments
- An overview of best practices employed to streamline project delivery and achieve cost efficiencies
- Financial activity, specifically expenditures and contracted amounts through June 30, 2023, and details at a micro level, including location, project and type of expenditure
- A project status summary for 1312 projects, which include main projects and accelerated/residual scope
- Committee meeting information for the reporting period, outreach events and press releases

TENTH ANNUAL REPORT




GOB Committee members:

- Have an opportunity to review the Annual Report and provide any comments for incorporation into the Final Report.
- Received a hard copy on September 26th.

RECOMMENDED ACTION:

ACCEPTANCE FOR REVIEW OF THE TENTH ANNUAL REPORT
TO BE APPROVED AT THE NEXT GOB BOND ADVISORY COMMITTEE MEETING



UPCOMING MEETING: Next Regular Meeting

December 5, 2023