

# 21ST CENTURY SCHOOLS BOND ADVISORY COMMITTEE

March 14, 2017 Meeting

---





# PROJECT UPDATE YEARS 1 - 5 AND ACCELERATED SCOPE



# GOB PROJECT UPDATE

## Year 1 (68 Projects, including 1 advanced)

**67** Substantially completed, including  
6-12 Grade Addition at MAST on  
Virginia Key and Miami Norland  
Senior High School (Phase 1)

**1** In construction

# GOB PROJECT UPDATE

## Year 2 (79 Projects)

- Under \$1M (SBE/MBE):
- 54**
- 47 substantially completed
  - 7 in construction

- With values between \$1M and \$2M:
- 9**
- 8 substantially completed
  - 1 in construction

- Over \$2M:
- 16**
- 4 substantially completed
  - 10 in construction
  - 1 in bidding and 1 in planning

# GOB PROJECT UPDATE

## Year 3 (54 Projects)

- Under \$2M (includes MBE and SBE projects):
- 17
- 5 substantially completed
  - 10 in construction
  - 2 in bidding/design
- Over \$2M:
- 37
- 13 in construction
  - 23 in design
  - 1 awaiting A/E and CM commissioning in March



# GOB PROJECT UPDATE

## Year 4 (50 Projects and Accelerated Scope)

With values between \$1M and \$2M:

- 11 • All have been assigned to teams of architects and contractors and in scoping/pre-design

Over \$2M:

- 39 • 6 in design  
• 1 awaiting AE commissioning in March  
• Balance in planning or AE/CM selection stage



# GOB PROJECT UPDATE

## Year 5 and Accelerated Scope)

**12** • Under \$2M have been assigned to architects and contractors

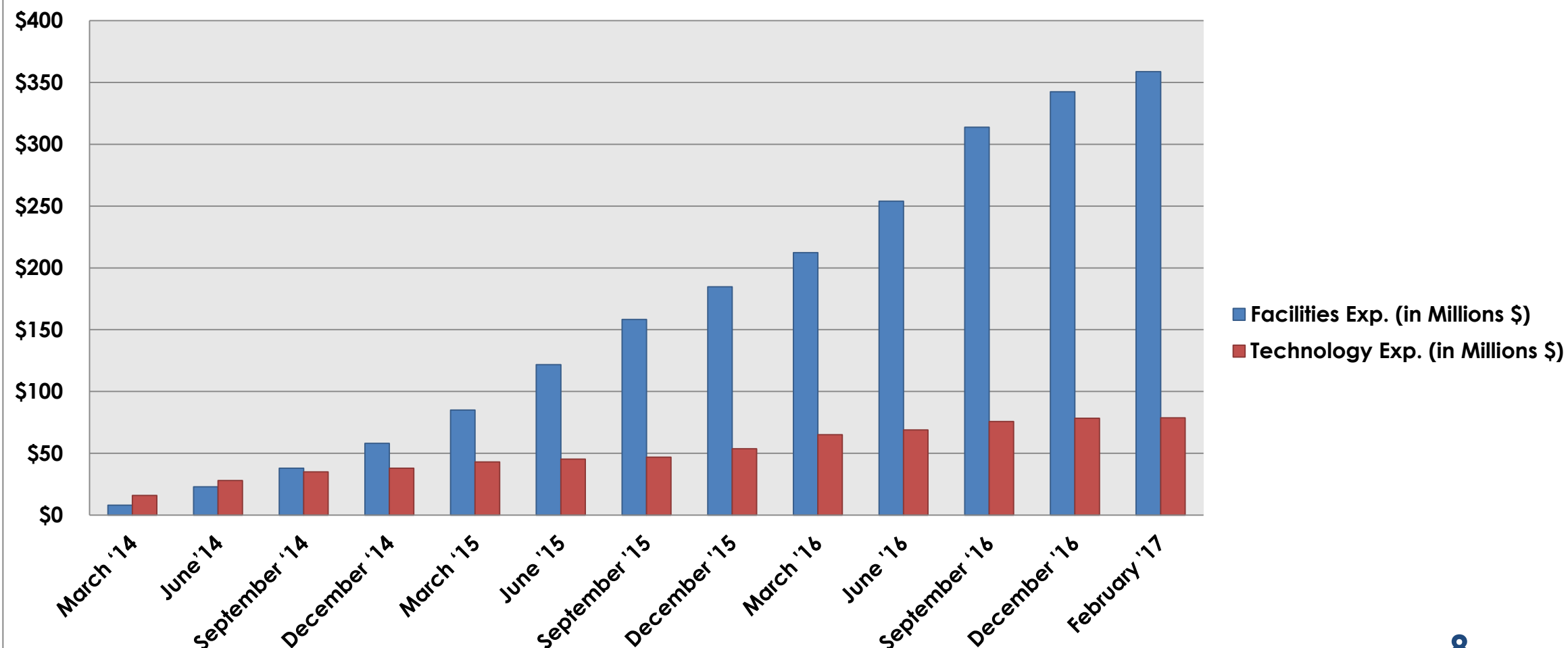
**255** Smaller accelerated projects (playgrounds, portable removal, roofing, air conditioning)

- 183 completed
- 20 in construction
- Balance in design or bidding

# GOB PROJECT EXPENDITURES

Transaction Category	March '14	June '14	Sept. '14	Dec. '14	March '15	June '15	Sept. '15	Dec. '15	March '16	Jun '16	Sept. '16	Dec. '16	Feb. '17
Facilities Exp. (Millions )	\$8	\$23	\$38	\$58	\$85	\$122	\$158	\$185	\$212	\$254	\$295	\$343	\$359
Technology Exp. (Millions)	\$16	\$28	\$35	\$38	\$43	\$45	\$47	\$54	\$65	\$69	72	\$78	\$79

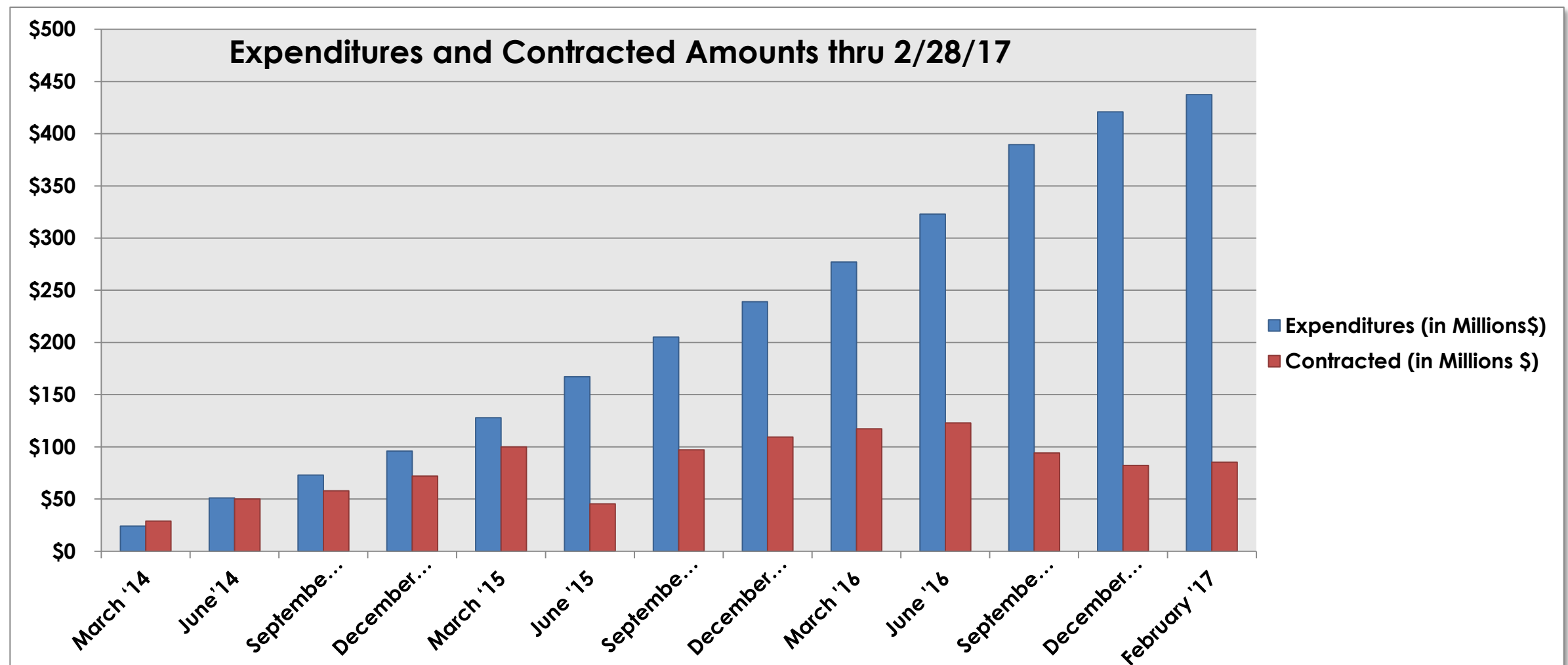
Expenditures thru 2/28/17





# GOB EXPENDITURES AND CONTRACTED

Transaction Category	March '14	June '14	Sept. '14	Dec. '14	March '15	June '15	Sept. '15	Dec. '15	March '16	Jun '16	Sept. '16	Dec. '16	Feb. '17
Expenditures (Millions )	\$8	\$23	\$38	\$58	\$85	\$122	\$158	\$185	\$212	\$254	\$295	\$421	\$438
Contracted (Millions)	\$16	\$28	\$35	\$38	\$43	\$45	\$47	\$54	\$65	\$69	72	\$82	\$85







# GOB PROGRAM ADJUSTMENTS



## GOB PROGRAM ADJUSTMENTS

- As projects are completed, a financial reconciliation is undertaken as part of the project close-out process
- This process creates opportunities for reallocation of funds from projects where all the scope was completed under budget to projects where the needs proved to be greater than what was provided in budget
- Information on proposed adjustments is included in the following slide



# GOB PROGRAM ADJUSTMENTS

COMPLETED PROJECTS WITH BALANCES	AVAILABLE BALANCE
UNDISTRIBUTED CONTINGENCY (CARRY FORWARD)	\$ 130,402.00
Dorothy M. Wallace Cope Center	\$ 1,154.42
Frank C. Martin K-8 Center	\$ 165,300.17
Gertrude K. Edelman/Sabal Palm ES	\$ 1.23
Highland Oaks MS	\$ 38.32
Young Men's Prep. Academy	\$ 15,102.46
Village Green ES	\$ 415,801.82
Virginia A. Boone/Highland Oaks ES	\$ 1,107.15
William H. Turner Tech. Arts H. School	\$ 392,584.02
TOTAL	\$ 1,121,491.59
RECOMMENDED TRANSFER TO UNDISTRIBUTED CONTINGENCY \$ 1,121,491.59	



## GOB PROGRAM ADJUSTMENTS

- The recommendation is to transfer these available balances into Undistributed Contingency for future reallocation. That recommendation will also be presented to the Board for approval
- Recommendations on re-appropriation of available funding into specific projects will be made at a future Committee meeting and subsequently presented to the Board for approval





OFFICE OF FINANCIAL SERVICES



## NEXT GO BONDS ISSUANCE

- With the objective of closely tying expenditures to projected cash flow needs, the District has been able to maintain the related tax burden low as promised the Miami-Dade voters when the bond referendum was approved in 2012.
- At this time, the cash flow projections require the issuance of approximately \$220 million in new bonds to meet the future project schedule and cash needs.

## NEXT GO BONDS ISSUANCE

- The proposal to issue the next series of General Obligation Bonds (GOB) was presented to the Treasury Advisory Committee, which recommended on February 24, 2017 the issuance of up to \$250 million for the 2017 Series.
- Pending approval by The School Board, the 2017 GOB series will be sold before the end of June, 2017.





## OFFICE OF ECONOMIC OPPORTUNITY





# SBE, MBE, M/WBE CERTIFICATION DASHBOARD

Total Number of Firms	Category	Small Business Enterprise (SBE)	Micro Business Enterprise (MBE)	Minority/Women Business Enterprise (M/WBE)
242	African-American	42	181	240
24	Asian-American	6	10	22
462	Hispanic-American	161	242	451
2	Native-American	1	1	2
43	Non-Minority	21	22	0
10	Service-Disabled Veteran	3	6	10
64	Women (Caucasian Female)	19	34	59
<b>847</b>		<b>253</b>	<b>496</b>	<b>784</b>

*\*The Office of Economic Opportunity currently serves 847 firms that have a total of 1,533 certifications based upon the requisite eligibility criteria.*



## B2G NOW COMPLIANCE SYSTEMS

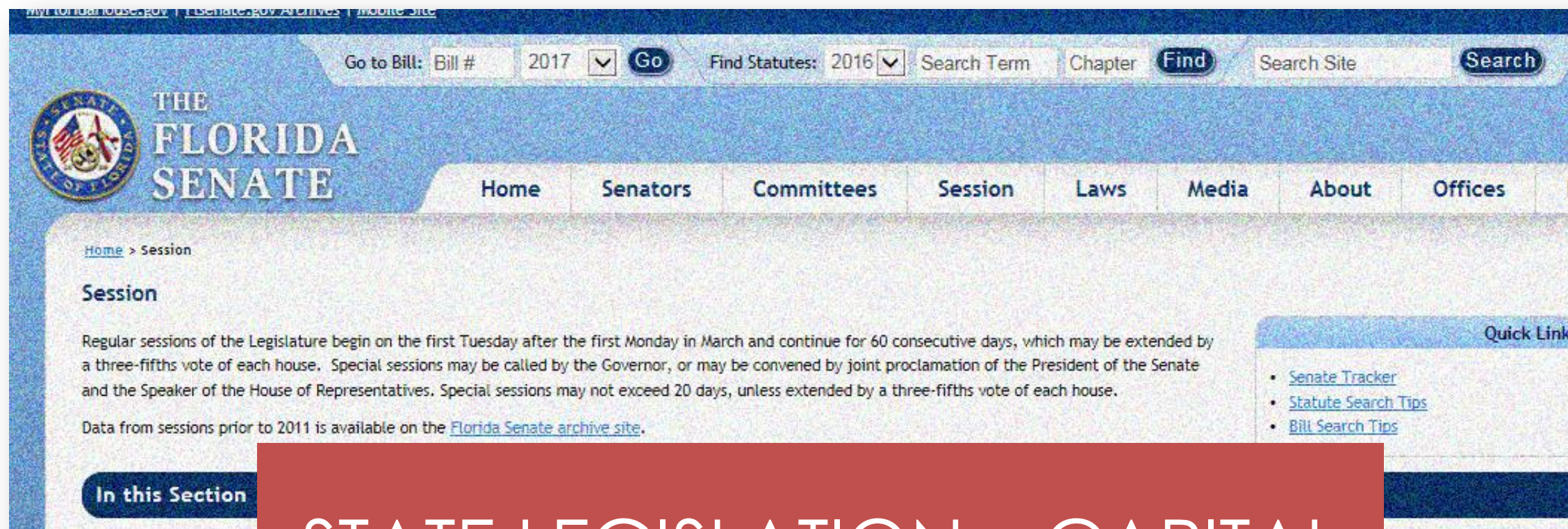
An online compliance tool that:

- Automates certification and contractor prequalification applications;
- Tracks Small, Micro, M/WBE goals, subcontractor payments, prompt payment and workforce utilization; and
- Compiles comprehensive payment analysis.

## B2G NOW COMPLIANCE SYSTEMS

- OUTREACH MODULE (**COMPLETED AND LIVE**)
- CERTIFICATION MODULE (**COMPLETED AND LIVE**)
- CONTRACT COMPLIANCE MODULE (**IN PROGRESS**)
- CONTRACTOR PREQUALIFICATION MODULE (**COMPLETED AND LIVE**)
- GOAL SETTING MODULE (**PENDING COMPLETION OF CONTRACT COMPLIANCE MODULE**)
- PAYMENT ANALYSIS MODULE (**IN PROGRESS**)
- WORKFORCE UTILIZATION MODULE (**PENDING COMPLETION OF CONTRACT COMPLIANCE MODULE**)





The screenshot shows the official website of the Florida Senate. At the top, there is a navigation bar with links for "Go to Bill", "Find Statutes", and "Search Site". Below this is a header section with the Florida Senate logo and the text "THE FLORIDA SENATE". A main navigation menu includes links for "Home", "Senators", "Committees", "Session", "Laws", "Media", "About", and "Offices". The "Session" link is highlighted. The main content area is titled "Session" and contains text about regular and special sessions of the Legislature. A "Quick Links" section on the right lists "Senate Tracker", "Statute Search Tips", and "Bill Search Tips". A red banner is overlaid on the bottom of the screenshot.

Go to Bill: Bill # 2017 Go Find Statutes: 2016 Search Term Chapter Find Search Site Search

THE FLORIDA SENATE

Home Senators Committees Session Laws Media About Offices

Home > Session

**Session**

Regular sessions of the Legislature begin on the first Tuesday after the first Monday in March and continue for 60 consecutive days, which may be extended by a three-fifths vote of each house. Special sessions may be called by the Governor, or may be convened by joint proclamation of the President of the Senate and the Speaker of the House of Representatives. Special sessions may not exceed 20 days, unless extended by a three-fifths vote of each house.

Data from sessions prior to 2011 is available on the [Florida Senate archive site](#).

**In this Section**

**Quick Links**

- [Senate Tracker](#)
- [Statute Search Tips](#)
- [Bill Search Tips](#)

# STATE LEGISLATION – CAPITAL CONCERNS



# STATE LEGISLATION – CAPITAL OUTLAY FUNDING

## **SB 376, sponsored by Senator Simmons:**

- Requires school districts to share local capital millage revenue (1.5 mills) with charter schools beginning in July 2017
- Would have an immediate and devastating impact on M-DCPS:
  - ✓ Approximately \$83 million would be shifted from M-DCPS to charter schools in 2017-18
  - ✓ Available funding for facilities maintenance would be drastically reduced jeopardizing building improvements made under the GOB
  - ✓ Strain on the Operating Budget to meet critical facilities needs would adversely impact educational programs
  - ✓ Credit rating would decline and cost of borrowing would increase



# STATE LEGISLATION – CONSTRUCTION COST

## **Legislation under consideration based on an OPPAGA report titled “Review of Florida’s Cost per Student Station:”**

- Recommends replacing current cost per student station ceiling with a cost per square foot limit
- Proposes unrealistic cost targets for new construction projects
- Not indexed for actual regional cost factors
- Would apply to projects funded from ANY source, including voter approved bond referendum
- Non-compliance would result in State intervention
- Comparable bills filed for colleges and universities set cost per square foot caps over 400% higher than those for K-12
  - ✓ \$565 to \$795 for college/university construction in Miami (SB 1668)
  - ✓ \$134 for middle school construction in Miami (OPPAGA report)
- M-DCPS would be unable to comply, thus, new construction and capacity amplification projects could be halted



## NEW BUSINESS





NEXT MEETING  
JUNE 13, 2017