



21ST CENTURY SCHOOLS BOND ADVISORY COMMITTEE

September 24, 2019

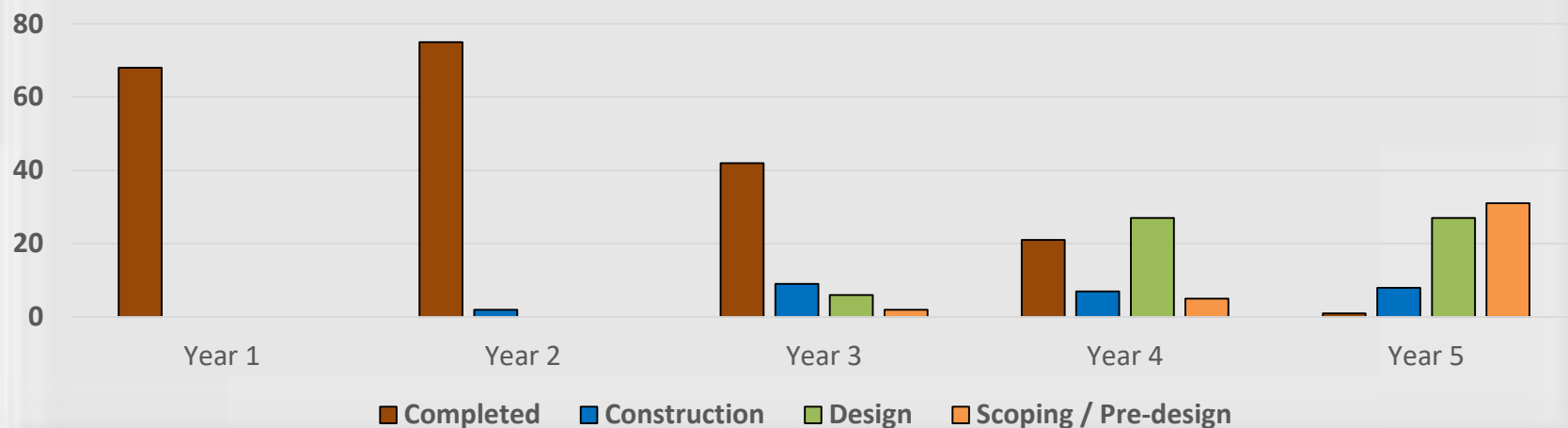


OFFICE OF SCHOOL FACILITIES GOB UPDATE

GOB PROJECT UPDATE

PROJECT STATUS AS OF 2019 FISCAL YEAR END					
	Year 1	Year 2	Year 3	Year 4	Year 5
COMPLETED	68	75	42	21	1
CONSTRUCTION		2	9	7	8
DESIGN			6	27	27
SCOPING / PRE-DESIGN			2	5	31

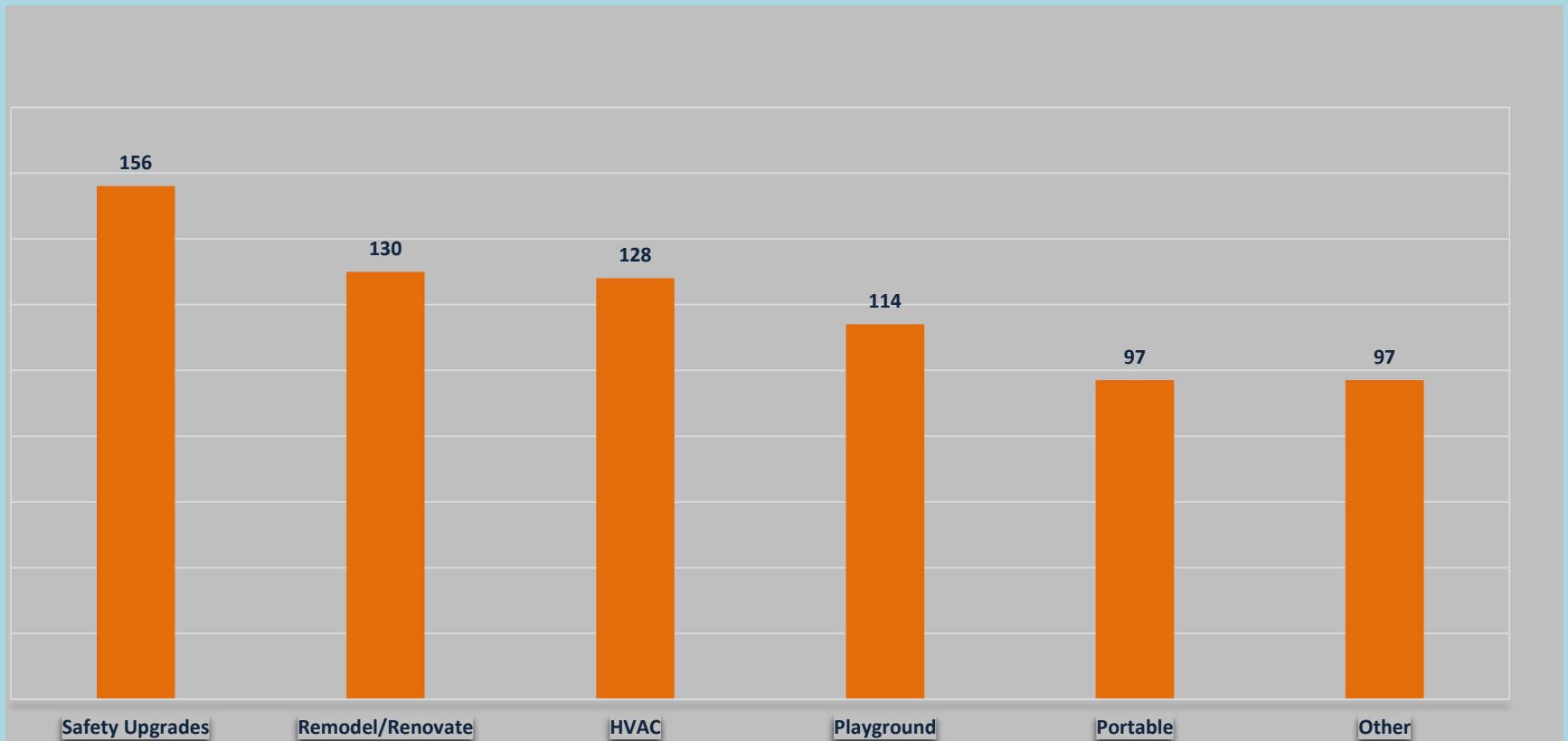
Main GOB Projects – Status



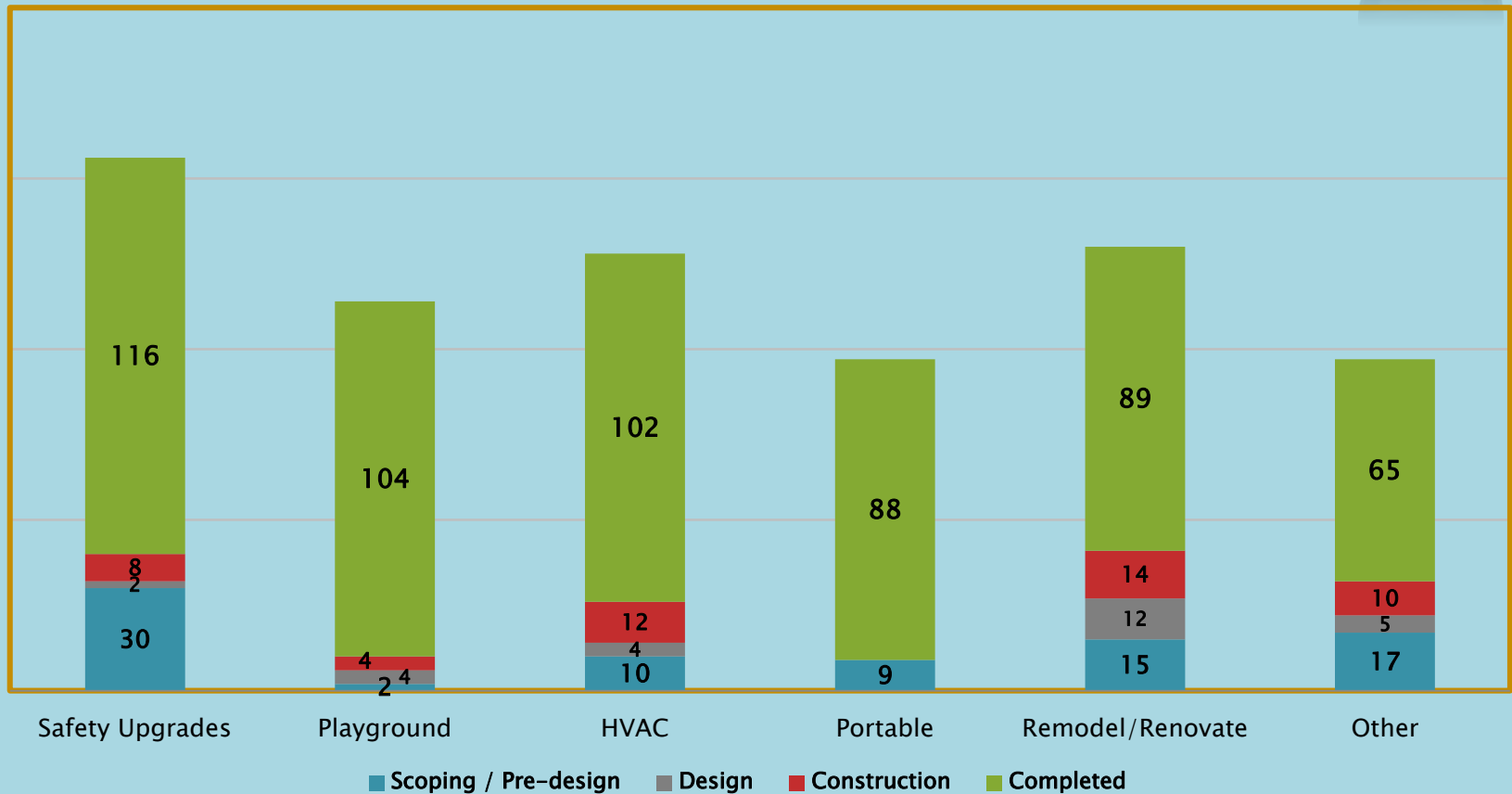
GOB PROJECT UPDATE



ACCELERATED SCOPE PROJECTS BY CATEGORY AS OF 2019 FISCAL YEAR END



GOB PROJECT UPDATE

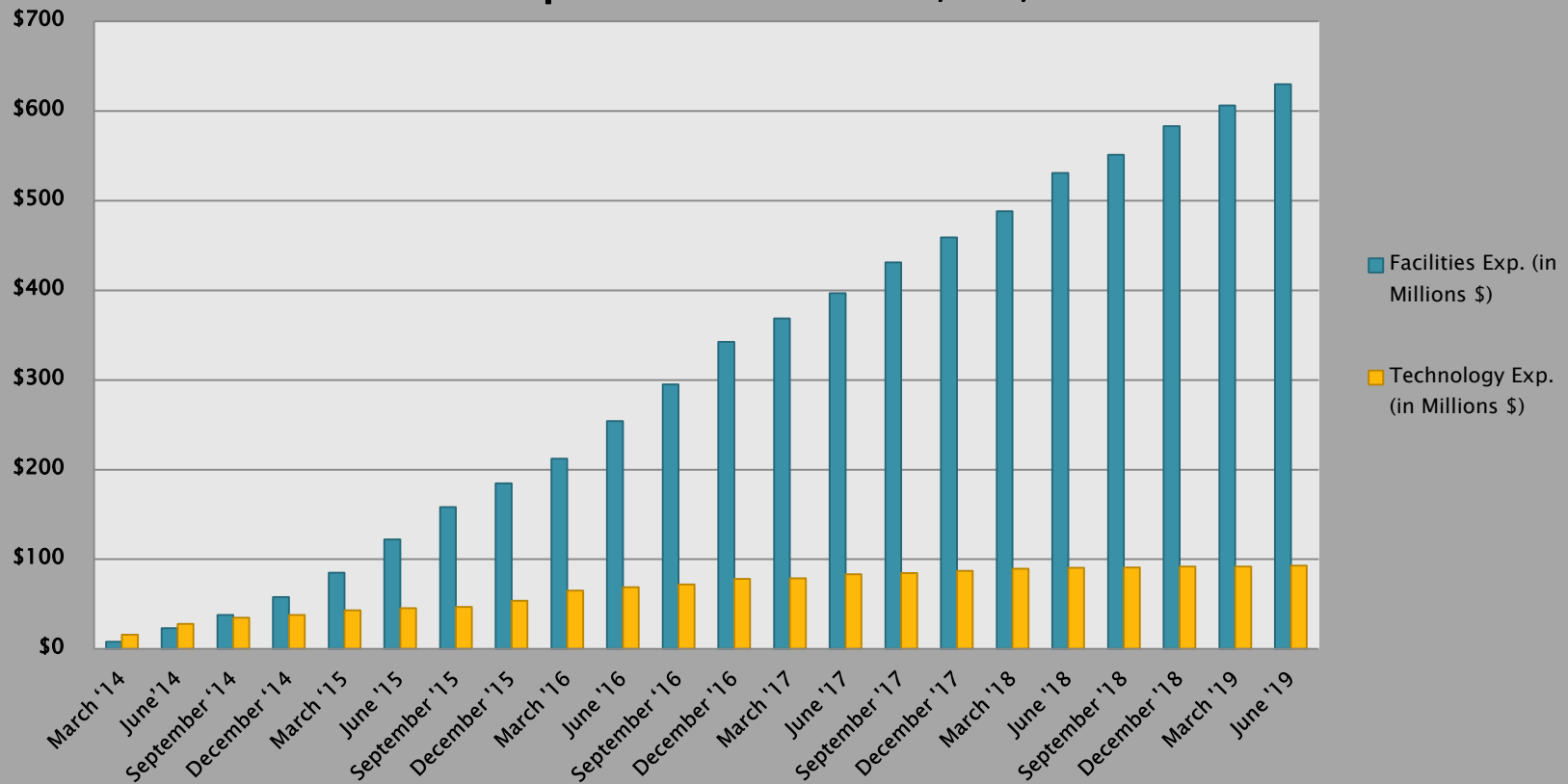


GOB EXPENDITURES



Transaction Category	Mar. '14	Jun. '14	Sept. '14	Dec. '14	Mar. '15	Jun. '15	Sept. '15	Dec. '15	Mar. '16	Jun. '16	Sept. '16	Dec. '16	Mar. '17	Jun. '17	Sept. '17	Dec. '17	Mar. '18	Jun. '18	Sept. '18	Dec. '18	Mar. '19	June '19
Facilities Exp. (in Millions \$)	\$8	\$23	\$38	\$58	\$85	\$122	\$158	\$185	\$212	\$254	\$295	\$343	\$369	\$397	\$431	\$459	\$488	\$531	\$551	\$583	\$606	\$630
Technology Exp. (in Millions \$)	\$16	\$28	\$35	\$38	\$43	\$45	\$47	\$54	\$65	\$69	\$72	\$78	\$79	\$83	\$85	\$87	\$90	\$90	\$91	\$92	\$92	\$93

Expenditures thru 6/30/19

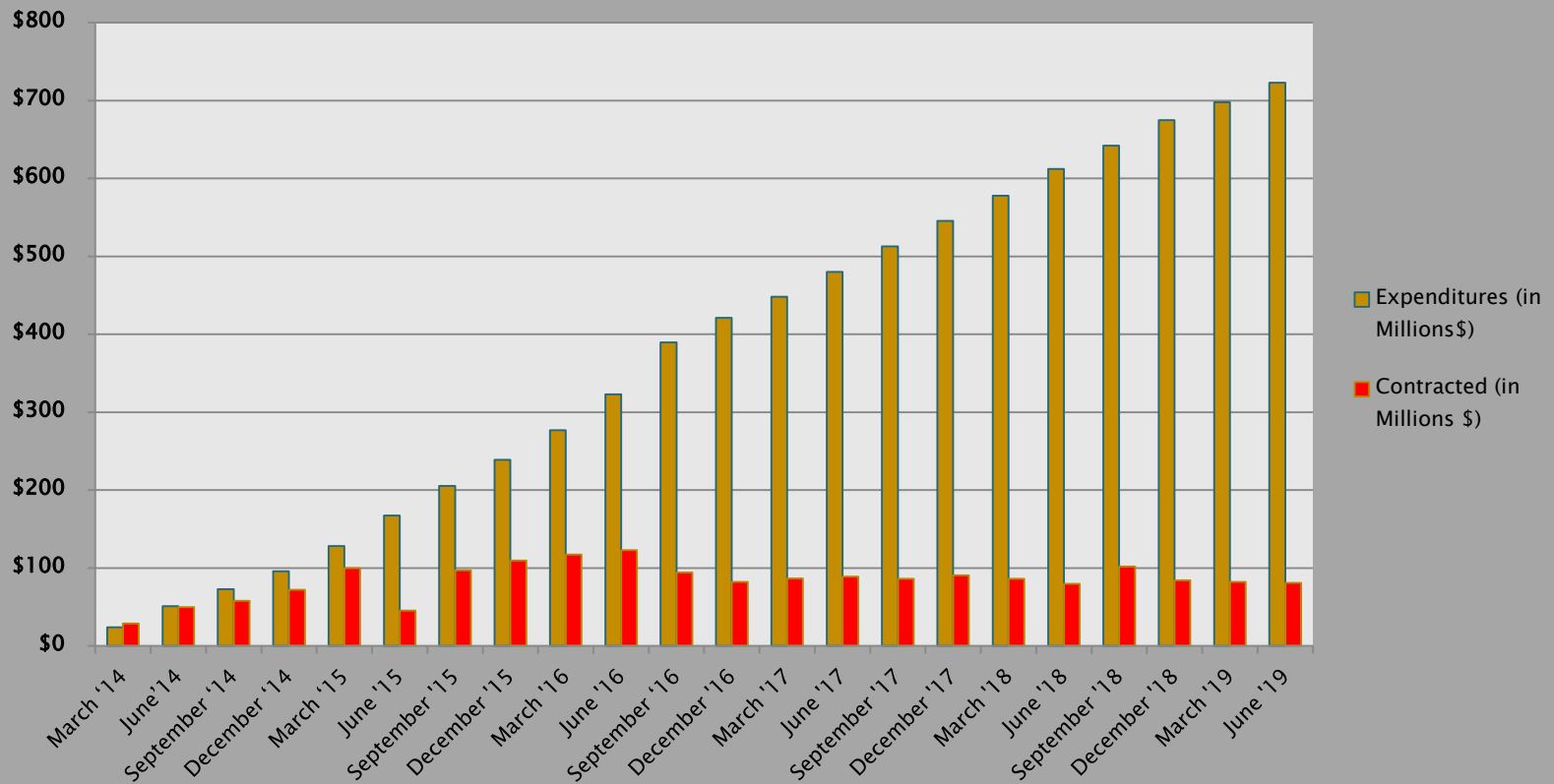


GOB EXPENDITURES & CONTRACTED



Transaction Category	Mar. '14	Jun. '14	Sept. '14	Dec. '14	Mar. '15	Jun. '15	Sept. '15	Dec. '15	Mar. '16	Jun. '16	Sept. '16	Dec. '16	Mar. '17	Jun. '17	Sept. '17	Dec. '17	Mar. '18	Jun. '18	Sept. '18	Dec. '18	Mar. '19	Jun. '19
Expenditures (in Millions\$)	\$24	\$51	\$73	\$96	\$128	\$167	\$205	\$239	\$277	\$323	\$390	\$421	\$448	\$480	\$513	\$546	\$578	\$625	\$642	\$675	\$698	\$723
Contracted (in Millions \$)	\$29	\$50	\$58	\$72	\$100	\$46	\$97	\$110	\$117	\$123	\$94	\$82	\$86	\$89	\$86	\$91	\$86	\$102	\$102	\$84	\$82	\$81

Expenditures and Contracted Amounts thru 6/30/19



QUARTERLY EXPENDITURES BY COST CATEGORY



GOB Expenditures Report through June 30, 2019

Cost Category Group Description	Facilities	Technology	Total Expenditures
Construction & Preconstruction Services	\$ 373,531,956.63	\$ 6,233,876.36	\$ 379,765,832.99
Direct Purchase of Construction Materials	\$ 93,396,044.24		\$ 93,396,044.24
Furniture Fixtures & Equipment	\$ 10,920,256.05	\$ 81,931,409.18	\$ 92,851,665.23
Architectural Engineering Services	\$ 40,276,908.94	\$ 24,182.62	\$ 40,301,091.56
Program Management Services	\$ 32,052,067.23	\$ 220,651.67	\$ 32,272,718.90
Maintenance Managed Projects	\$ 27,019,882.95	\$ 1,547,775.48	\$ 28,567,658.43
Abatement/Overhead	\$ 24,569,860.48	\$ 733,846.00	\$ 25,303,706.48
Building Code Compliance Services	\$ 8,580,135.70	\$ 11,009.00	\$ 8,591,144.70
Builders Risk Insurance	\$ 4,928,828.06	\$ 9,000.00	\$ 4,937,828.06
GOB Financial Services	\$ 4,593,406.93		\$ 4,593,406.93
P/A Systems Services	\$ 3,951,071.41		\$ 3,951,071.41
Environmental Services	\$ 2,142,753.62		\$ 2,142,753.62
Software	\$ 9,415.00	\$ 2,083,018.24	\$ 2,092,433.24
Custodial Reimbursement	\$ 1,155,667.17	\$ 20,576.12	\$ 1,176,243.29
Printing Services	\$ 814,027.26	\$ 452.02	\$ 814,479.28
Roofing	\$ 459,928.49		\$ 459,928.49
Print Media	\$ 406,728.27		\$ 406,728.27
Advertising	\$ 313,742.36		\$ 313,742.36
Miscellaneous (e.g., Fire Watch, Rekeying, Security Services, Signs)	\$ 271,121.51		\$ 271,121.51
GOB Audit	\$ 167,555.60		\$ 167,555.60
Photography Services	\$ 162,960.18	\$ 168.00	\$ 163,128.18
Legal Services	\$ 90,298.99		\$ 90,298.99
Reimbursement	\$ 56,875.99		\$ 56,875.99
Government Requirement	\$ 48,464.27		\$ 48,464.27
Utility Services	\$ 47,173.90		\$ 47,173.90
Estimating Services	\$ 30,758.00		\$ 30,758.00
Test and Balance	\$ 29,298.40		\$ 29,298.40
Survey Services	\$ 3,816.00		\$ 3,816.00
Scheduling	\$ 18.48		\$ 18.48
Total Expenditures	\$ 630,031,022.11	\$ 92,815,964.69	\$ 722,846,986.80

SOURCE: SAP

QUARTERLY EXPENDITURES BY VENDOR (EXCERPT)



GOB Expenditures by Vendor through June 30, 2019

Vendor	Total Expenditures	Micro Business Enterprise	Small Business Enterprise	Minority/Women Business Enterprise	Expired Certification Date
A & B HARDWARE/LUMBER INC	\$ 937.84		X	Hispanic American	
A 1 DURAN ROOFING INC	\$ 273,325.79				
A 50 STAR FLAGS BANNER	\$ 456.00				
A AFFORDABLE CARPET	\$ 92,561.73		X	Hispanic American	
A AND B PIPE & SUPPLY CO	\$ 35,135.30				
A&B UTILITIES SUPPLY INC	\$ 69,644.71				
A. FALERO TRUCKING, INC.	\$ 135,177.31				
AAA AUTOMATED DOOR REPAIR INC	\$ 8,581.74				
AAA FLAG & BANNER MFG CO	\$ 9,070.74				
AARON INDUSTRIAL SAFETY INC	\$ 3,073.60				
ABC IMAGING INC	\$ 11,545.60				
ABC SUPPLY CO INC	\$ 382,428.58				
ABI & COMPANY, INC.	\$ 207.00				
ABOVE INTERIOR DISTRIBUTORS INC	\$ 156,360.72				
AC1 SUPPLY, INC.	\$ 50,952.38				
ACAI ASSOCIATES INC	\$ 408,660.39				
ACCESS BUILDERS, INC.	\$ 44,150.00		X	Hispanic American	6/16/2019
ACCO BRANDS USA LLC	\$ 6,053.96				
ACCUAIR INC	\$ 10,362,968.29				
ACCURATE DESIGN	\$ 83,500.00				
ACE EDUCATIONAL SUPPLIES INC	\$ 3,975.37				
ACE Flooring Systems, Inc.	\$ 8,249.45		X	Hispanic American	
ACE PUMP & SUPPLY	\$ 3,700.74				
ACE SEWING & VACUUM CENTER	\$ 1,055.92				
ACOUSTI ENGINEERING CO OF FL	\$ 276,075.68				
ACTION SOD & LANDSCAPE CENTER INC	\$ 50,334.00				
ACTION SUPPLY CO.	\$ 446,298.61				
ADONEL CONCRETE & FNG OF SO F	\$ 2,009.60				
ADONEL CONCRETE PUMPING AND	\$ 1,004.63				
ADVANCE SECURITY GROUP ENTERPRISE	\$ 402,809.19				
ADVANCED FIRE & SECURITY INC	\$ 6,508.00				
ADVANCED RECREATIONAL CONCEPTS	\$ 1,008.64		X		
AFF SCHOOL SUPPLY	\$ 10.51				
AIR CONTRACTING &	\$ 1,009.00				
AIRQUEST ENVIRONMENTAL, INC.	\$ 1,459.76			Woman	
ALDORA ALUMINUM & GLASS	\$ 58,308.96				
ALL AMERICAN PRECAST	\$ 74,519.00				
ALL COUNTY MUSIC INC	\$ 568,483.44				
ALL DADE LAWN MOWER	\$ 1,295.88				
ALL GREEN NURSERY	\$ 317,524.65				
ALL POINTS DESIGN CORP	\$ 111,218.00	X		Hispanic American	
ALL RACK & SHELVING INC	\$ 12,359.53				
ALL SOUTH LIGHTNING PROTECTION	\$ 12,128.81				
ALL SPECIALTY SALES INC	\$ 221,907.45				
ALLEGUEZ ARCHITECTURE INC	\$ 1,193,906.16		X	Hispanic American	
ALLI PUMPS INC	\$ 56,233.00				
ALLIED CONTROLS INC	\$ 100,083.38				
ALLIED INTERIOR PRODUCTS	\$ 217,510.38				
ALLIED PAPER COMPANY	\$ 50,448.10				
ALLIED TRUCKING OF FLORIDA	\$ 39,976.53				
ALLSTEEL & GYPSUM PRODUCTS	\$ 216,409.65				
ALM MEDIA LLC	\$ 35,032.98				
AMEC FOSTER WHEELER ENVIRONMENT &	\$ 52,761.64				
AMERICAN IMPACT WINDOWS	\$ 205,372.08				
AMERICAN OLEAN	\$ 35,319.27				
AMI DISTRIBUTORS INC	\$ 5,606.44				
AMION ENTERPRISE INTNL CORP	\$ 162,453.86	X		African American	

SOURCE: SAP

GOB Expenditures by Vendor through June 30, 2019

Vendor	Total Expenditures	Micro Business Enterprise	Small Business Enterprise	Minority/Women Business Enterprise	Expired Certification Date
ZIPP SPORTING GOODS	\$ 2,018.60				
ZYSCOVICH INC	\$ 3,532,557.17				
Total Expenditures	\$ 722,846,986.80				

Last Page

SOURCE: SAP

QUARTERLY EXPENDITURES BY DISTRICT, SCHOOL, PROJECT # AND COST CATEGORY



GOB Expenditures by Location & Project through June 30, 2019 - District 7

Location / Project Number / Cost Category	Total Expenditures
KENWOOD K-8 CENTER	
01295400	\$ 37,926.93
Abatement/Overhead	\$ 2,446.41
Architectural Engineering Services	\$ 145.74
Building Code Compliance Services	\$ 1,430.75
Construction & Preconstruction Services	\$ 33,904.03
01344700	\$ 114,278.67
Construction & Preconstruction Services	\$ 18,137.46
Custodial Reimbursement	\$ 804.35
Furniture Fixtures & Equipment	\$ 95,336.86
01434400	\$ 1,050,724.43
Abatement/Overhead	\$ 110,027.13
Advertising	\$ 1,166.72
Architectural Engineering Services	\$ 252,011.86
Builders Risk Insurance	\$ 8,827.08
Building Code Compliance Services	\$ 32,129.08
Construction & Preconstruction Services	\$ 2,841,580.58
Custodial Reimbursement	\$ 9,062.11
Direct Purchase of Construction Materials	\$ 446,971.85
Environmental Services	\$ 15,622.50
Furniture Fixtures & Equipment	\$ 176,774.90
Miscellaneous (e.g., Fire Watch, Rekeying, Security Services, Signs)	\$ 2,831.14
Printing Services	\$ 3,510.93
Program Management Services	\$ 150,208.55
0111400	\$ 17,440.56
Construction & Preconstruction Services	\$ 2,659.27
Furniture Fixtures & Equipment	\$ 14,781.29
2881	\$ 1,476,248.59
LEEWOOD K-8 CENTER	
01333000	\$ 1,253,757.90
Abatement/Overhead	\$ 43,598.00
Architectural Engineering Services	\$ 89,612.12
Builders Risk Insurance	\$ 10,847.02
Building Code Compliance Services	\$ 25,774.64
Construction & Preconstruction Services	\$ 729,033.22
Custodial Reimbursement	\$ 238.34
Direct Purchase of Construction Materials	\$ 258,800.05
Environmental Services	\$ 7,669.34
Miscellaneous (e.g., Fire Watch, Rekeying, Security Services, Signs)	\$ 129.50
Printing Services	\$ 2,440.23
Program Management Services	\$ 85,615.44
01344700	\$ 86,517.57
Construction & Preconstruction Services	\$ 9,268.19

GOB PROGRAM FUND REALLOCATION (F-21 Board Item)



Available Balances for Reallocations		
School	Amount	Note
CARIBBEAN K-8 CENTER	\$87,394.31	Project Closed
CHARLES R. HADLEY ELEMENTARY	\$419,496.60	Project Closed
CORAL GABLES PREPARATORY ACADEMY	\$18,116.37	Project Closed
DAVID LAWRENCE, JR. K-8 CENTER	\$2,925.41	Project Closed
ETHEL F. BECKFORD/RICHMOND ELEMENTARY	\$145,211.26	Project Closed
GREENGLADE ELEMENTARY	\$3,125.24	Project Closed
JESSE J MCCRARY JR ELEMENTARY	\$412,620.88	Project Closed
KINLOCH PARK MIDDLE	\$901,458.22	Project Closed
LEEWOOD K - 8 CENTER	\$107,997.72	Project Closed
LIBERTY CITY ELEMENTARY SCHOOL	\$260,239.94	Project Closed
MAYA ANGELOU ELEMENTARY	\$87,340.67	Project Closed
MORNINGSIDE ELEMENTARY	\$59,158.13	Project Closed
NORLAND MIDDLE SCHOOL	\$4,210.00	Project Closed
OJUS ELEMENTARY SCHOOL	\$ 3,667.57	Project Closed
TOTAL	\$2,512,962.32	

Funds will be reallocated to GOB Reserves

RECOMMENDED ACTION: THAT THE ADVISORY COMMITTEE RECEIVE THE UPDATE ON GOB PROGRAM FUND REALLOCATIONS

ADOPTED FY 2019/20-2023/24 CAPITAL PLAN

GOB FUNDING AND APPROPRIATIONS



Newly Allocated Funding (By Funding Source)	FY 18-19	FY 19-20	FY 20-21	FY 21-22	FY 22-23	FY 23-24
GOB Reserves	\$2,003,567					
GOB Interest		\$3,362,500	\$2,089,500	\$1,881,000	\$1,881,000	\$1,881,000
Total GOB Funding	\$2,003,567	\$3,362,500	\$2,089,500	\$1,881,000	\$1,881,000	\$1,881,000

Appropriations (Approved at the September 2019 Budget Hearing)


Amelia Earhart ES/Hialeah MS (4)		\$262,250				
Henry West Lab (6)			\$1,000,000			
MAST @ FIU (3)	\$2,003,567					
Myrtle Grove K-8 (1)			\$1,000,000			
Nautilus MS (3)		\$500,000				
Richmond Heights MS (9)		\$850,000				
Sylvania Heights ES (8)		\$1,000,000				
Total GOB Appropriations	\$2,003,567	\$2,612,250	\$2,000,000			
Total Unappropriated GOB Balance	\$-	\$750,250	\$89,500	\$1,881,000	\$1,881,000	\$1,881,000

RECOMMENDED ACTION: RECEIVE REPORT ON GOB FUNDING AND APPROPRIATIONS



OFFICE OF SCHOOL FACILITIES SIXTH ANNUAL REPORT

APPROVAL OF SIXTH ANNUAL REPORT



21st Century Schools Bond Advisory Committee

2019

Best Practices

As part of the continued rollout of the GOB program, the District has looked for ways to streamline project delivery and scope in a number of ways, including:

- ✦ Reuse of prototypical designs for new schools, replacements and additions, which reduces design time and associated costs. Examples are the replacement buildings at Frederick Douglass Elementary and Bunche Park Elementary, three K-8 Centers in Doral and one in the west Kendall area, classroom additions at various locations throughout the District, replacing obsolete portable units or buildings, and in some instances providing an opportunity for facility right-sizing.
- ✦ Notable among the prototype additions is the two-story classroom building first used at Madie Ives K-8 conversion which was reused and adapted for the iPrep at Dr. Michael M. Krop Senior High and is currently being utilized for reuse at Palm Springs North Elementary, Biscayne Gardens ES/Thomas Jefferson MS K-8 conversion and the replacement building at Coral Gables SHS.
- ✦ Greater standardization of design in the renovation of existing facilities, particularly one-story finger-plan layouts through the use of similar storefront designs and individual high efficiency classroom HVAC units.
- ✦ Grouping of like-size projects in terms of scope and budget for A/E and contractor solicitations. This has proven to achieve significant time savings and has been wholeheartedly embraced by proposers and the District alike.
- ✦ The maximum utilization of continuing Term Contracts for architectural/engineering professional services which in accordance to state statutes allows for the assignment of design professionals for construction contracts under \$2M construction cost. The extensive list of pre-selected firms are evaluated for performance and assign projects aligned with their expertise. This process reduces the time to advertise for project specific projects.

APPROVAL OF SIXTH ANNUAL REPORT



The Sixth Annual Report (Report) is a high level summary of GO Bond related activities undertaken during the period of July 1, 2018 through June 30, 2019.

While the Report's content is similar in structure to that of prior years, it now includes certification information for prime vendors, and project based reporting.

Special attention is being made of the external audit report by S. Davis & Associates P.A. as summarized on pages 11-13.

APPROVAL OF SIXTH ANNUAL REPORT



Main Sections:

- Committee governance and membership;
- Executive Summary describing level of effort for projects in years 1 through 5, as well as accelerated scope;
- S/MBE related activities specific to S/MBE and M/WBE project participation, efforts to pre-qualify contractors, and outreach and mentoring;
- A general GO Bond program update highlighting accomplishments and lessons learned;
- An overview of best practices employed to streamline project delivery and achieve cost efficiencies
- Financial activity, specifically expenditures and contracted amounts through June 30, 2019 and detail at the more micro level, including location, project and type of expenditure
- A project status summary for 1053 projects, which include main projects and accelerated scope
- Committee meeting information for the reporting period, outreach events and press releases

APPROVAL OF SIXTH ANNUAL REPORT



District provided link to the “Draft” Sixth Annual Report to Committee members on September 18, 2019. A hard copy of the Annual Report will be made available at the Committee Meeting;

Members are requested to provide any desired comments for incorporation into the Final Report;

It is recommended that the Sixth Annual Report be approved by the Committee for ultimate transmittal to the Board in “final” form once the Committee Chair’s letter is inserted in the document.

RECOMMENDED ACTION: APPROVE THE “DRAFT” SIXTH ANNUAL REPORT FOR TRANSMITTAL TO THE SCHOOL BOARD



OFFICE OF INSTRUCTIONAL TECHNOLOGY



DIGITAL CONVERGENCE 4.0

Accelerating Excellence

Mobile Devices

172,000

Current



30,000

Mobile Device Deployments

- Success Centers
- Elementary Schools and K-8 Ctrs¹
- Middle and Senior Device Refresh
- Middle Grades Self-Contained Autism
- Senior Academies (e.g., YWPA)

IWB

15,175

Current
342 Schools



800



Teacher Training and Support

	14 - 15	15 - 16	16 - 17	17 - 18	18 - 19
Teachers Trained*	13,573	22,217	30,031	38,248	28,096
• Devices, Applications, Technology Integration	1,217	18,989	27,212	36,722	25,496
• Promethean IWB Application & Functionality	12,356	3,228	2,819	1,526	2,600
Classroom Visits (Digital Convergence Facilitators)	NA	2,469	2,070	912	1,454

**Not unique teachers; teachers may attend multiple training sessions.*

Digital Leader Cadres

- Discovery Digital Leader Network*
- Microsoft Innovative Educator*
- Minecraft Mentor
- Skype Ambassador
- Nearpod Certified Educator

***Cadres @ 292 Schools!**

Teacher Desktops

~17,000



Digital Content

Done!



¹Tier 1 ES & K8 not meeting the 3:1 student to computer ratio and Tier 2 and 3 ES & K8 not meeting the 2:1 student to computer ratio



OFFICE OF ECONOMIC OPPORTUNITY

Ms. Jennifer D. Andreu

jandreu@dadeschools.net

Economic Equity & Diversity Compliance Officer

M-DCPS Office of Economic Opportunity

oeo.dadeschools.net

305-995-1307

Infographic: OEO's Impact Since 2013



Impact Since 2013



\$373.36M
GOB SPENDING WITH
SMALL/MICRO, M/WBE, AND
VETERAN FIRMS



59
GRADUATED FIRMS
IN OUR PROGRAMS



286
TOTAL NUMBER OF
OUTREACH EVENTS



675
SCHOOL SITE WORKFORCE
REVIEWS

DATA AS OF JUNE 30, 2019

GOB PRIME EXPENDITURE SUMMARY

GOB Expenditures Breakdown by Certification Programs through June 30, 2019

Certified Expenditures Summary by Program	
M/WBE Expenditures	\$364,491,882.12
MBE/SBE Expenditures	\$8,816,311.55
VBE Expenditures	\$54,095.05

Certified Expenditures Summary by M/WBE Designation		
African American Expenditures	\$41,251,774.53	11.32%
Asian American Expenditures	\$4,189,293.95	1.15%
Hispanic American Expenditures	\$306,236,497.41	84.02%
Woman Expenditures	\$12,814,316.23	3.52%
Total Certified Firms Expenditures	\$373,362,288.72	

NOTE: Out of more than \$722.85M spent through June 30, 2019, 51.65% of all dollars were expended on local certified Small/Micro, Minority/Women and Veteran Businesses!

CERTIFICATION BY DESIGNATION AND INDUSTRY

TOTAL CERTIFICATIONS				TYPE OF COMPANY			
<i>FY 11-12 Benchmark</i>	<i>August 2019</i>	<i>September 2019</i>	BREAKDOWN OF CERTIFICATIONS	Construction	Goods & Services	Professional Services Non A/E	Professional Services A/E
40	113	113	African-American Female	17	84	10	2
128	193	195	African-American Male	81	83	11	20
0	6	6	Asian-American Female	0	4	0	2
0	20	21	Asian-American Male	2	6	0	13
78	183	184	Hispanic-American Female	66	81	12	25
207	352	353	Hispanic-American Male	157	115	13	68
0	1	1	Native-American Female	1	0	0	0
0	2	2	Native-American Male	2	0	0	0
104	76	76	Non-Minority Female	26	34	6	10
0	52	51	Non-Minority Male	15	21	7	8
0	11	11	Veteran Female	3	8	0	0
0	43	42	Veteran Male	9	25	5	3
557	1052	1055	TOTAL	379	461	64	151

As of September 13, 2019

CONTRACTOR PRE-QUALIFICATION DASHBOARD

155	TOTAL PREQUALIFIED FIRMS* <i>*As of September 5, 2019</i>
77	General Contractors
1	General Contractor (Fuel Systems Only)
2	General Contractor (1 Site Civil & 1 Demolition)
2	General Contractor (1 Bleacher Systems & 1 Energy Conservation)
12	Mechanical (2 Energy Conservation)
13	Electrical (1 Intercom only)
13	Roofing
5	Air Conditioning
3	Class A Air Conditioning
3	Alarm Systems Contractor I
3	1 Alarm System Contractor II, 1 Intercom & 1 Energy Conservation Alarm System Contractor
5	1 Fire Alarms & 2 Fire Protection Contractor II, 1 Fire Sprinkler, 1 Fire Extinguisher/Extinguishing Systems
4	Asbestos Contractor
6	Building
1	Mold
4	Plumbing
1	Glass & Glazing
1	Gypsum Drywall – Specialty Contractor
1	Pollutant Storage Systems
1	Underground Utility & Excavation
1	Irrigation Specialty

155	TOTAL PREQUALIFIED FIRMS <i>*As of September 5, 2019</i>
84	PREQUALIFIED M/WBE FIRMS
2	PREQUALIFIED VBE FIRMS
27	PREQUALIFIED MBE FIRMS
41	PREQUALIFIED SBE FIRMS
64	NON-CERTIFIED FIRMS

**NOTE: Certified firms may hold more than one designation (i.e. M/WBE, VBE and SBE or MBE)*

COMPLIANCE UPDATE

The OEO has reviewed:

- **31 School Board agenda items during fiscal year 2019-2020**
- Reviews Include:
 - Assessment of compliance on established SBE/MBE/MWBE/VBE goals
 - Confirming and verifying signed Letters of Intent on contract dollars awarded to SBE, MBE, MWBE, and VBE Sub-contractors
 - Confirming and verifying signed Memorandums of Understanding on contract dollars awarded to SBE, MBE, MWBE, and VBE Sub-consultants
 - Confirming and verifying SBE, MBE, MWBE, and VBE certification designations.

ON-SITE WORKFORCE REVIEWS UPDATE

CURRENT FISCAL YEAR 2019-2020 (35 REVIEWS WERE CONDUCTED)

During On-site Workforce Reviews, OEO:

- **Conduct** - Prime and Sub-contractor worker interviews
- **Inspect** - Vendor badges for compliance with Jessica Lunsford Act
- **Verify** - Sub-contractors and Sub-consultants reporting in the M-DCPS Online Diversity Compliance System
- **Document** - Local workforce on the project through daily logs, interviews, and pictures
- **Complete** - On-site workforce reports for each project site visited

RECENT OUTREACH EFFORTS & EVENTS

M-DCPS Doughnuts & Dialogue

Tuesday, August 27, 2019

8:30 am – 10:00 am

M-DCPS Auditorium/ 1450 NE 2nd Avenue / Miami, FL 33132

Miami-Dade County Minority Affairs Division Community Outreach Meeting

Friday, September 13, 2019

9:00 am – 11:00 am

Miami International Airport / 4200 NW 36 Street / Miami, FL 33122

NAACP Meeting

Thursday, September 19, 2019

10:00 am – 12:00 pm

Carrie Meek Foundation / 4000 NW 142 Street / Opa-Locka, FL 33054

OEO Technical Tuesday with Miami-Dade Chamber of Commerce

Tuesday, September 24, 2019

10:00 am – 12:00 pm

M-DCPS /1450 NE 2nd Avenue – Suite 428 / Miami, FL 33132

UPCOMING OUTREACH EFFORTS & EVENTS

Council of Urban Boards of Education (CUBE) Annual Conference

Thursday, September 26, 2019

9:00 am – 4:30 pm

Intercontinental Miami / 100 Chopin Plaza / Miami, FL 33131

City of Miami Opportunity Zone Summit

Friday, September 27 & Saturday, September 28, 2019

1:00 pm – 5:30 pm (Friday) - 9:00 am – 1:00 pm (Saturday)

James L. Knight Center / 400 SE 2nd Avenue / Miami, FL 33131

Small Business Wednesday

Wednesday, October 2, 2019

4:00 pm – 6:00 pm

Space Called Tribe / 937 NW 3rd Avenue / Miami, FL 33136

South Florida Anchor Alliance

Friday, October 4, 2019

8:00 am – 5:00 pm

Florida International University / 3000 NE 151 Street / Miami, FL 33181

UPCOMING OUTREACH EFFORTS & EVENTS

MedWeek 2019

Friday, October 11, 2019

9:00 am – 5:00 pm

Hilton Miami / 1601 Biscayne Blvd. / Miami, FL 33132

OEO Technical Tuesdays*

***Every Tuesday from 10:00 am – 2:00 pm**

OEO Office / 1450 NE 2nd Avenue – Suite 428 / Miami, FL 33132

OEO Technical Tuesday with Miami-Dade Chamber of Commerce**

****Every last Tuesday of the month from 10:00 am – 12:00 pm**

OEO Office / 1450 NE 2nd Avenue – Suite 428 / Miami, FL 33132

October 22, November 26, December 17

OEO Technical Tuesday with United States Small Business Administration **

****Every first Tuesday of the month from 10:00 am – 12:00 pm**

OEO Office / 1450 NE 2nd Avenue – Suite 428 / Miami, FL 33132

November 5 and December 3

Infographic: Mission, Initiatives & Outcomes OEO



OFFICE OF ECONOMIC OPPORTUNITY

Providing contracting opportunities for local businesses

Who We Are

The Office of Economic Opportunity (OEO) promotes the economic inclusion and growth of Small/Micro, Minority/Women, and Veteran Business Enterprises. We accomplish economic development and growth through certification, community outreach programs, contractor prequalification, and monitoring compliance activities. In addition, the OEO continues an ongoing collaboration with other public and private stakeholders to promote a more vibrant and inclusive local marketplace that maximizes future economic opportunities. We strive to ensure that local S/MBE's, M/WBE's, and VBE's have the best opportunity to do business with Miami-Dade County Public Schools and have an equal opportunity in all phases of the contracting process. The OEO currently operates under School Board Policy 6320.02 and the OEO Administrative Procedures Manual.

**CERTIFICATION | CONTRACTOR PREQUALIFICATION | COMPLIANCE
COMMUNITY OUTREACH | TECHNICAL ASSISTANCE**

OEO HIGHLIGHTS

SCHOOLS



472
MIAMI-DADE
COUNTY PUBLIC
SCHOOLS

NATION'S 4TH
LARGEST SCHOOL
DISTRICT

SPEND



\$373.36M
EXPENDITURES

GOB SPENDING
WITH CERTIFIED
FIRMS

GRADUATION



59
BUSINESSES

GRADUATED
FIRMS IN OUR
PROGRAMS

CONNECT



@MDCPSOEO



oed.dadeschools.net

ENGAGE HOW YOU CAN GET INVOLVED WITH US

Community Connections

Technical Tuesdays

Doughnuts & Dialogue

Social Media & Twitter Chats

South Florida Business Directory &
Resource Guide

Small Business Outreach Events

Quarterly Stakeholder Survey

BUY LEARN WHAT WE DO



Goods & Services

Equipment • Furniture • Janitorial • Security •
Information Technology • Transportation • Food •
Hauling of Goods

Construction

Construction Services • Job Order Contracts •
Construction Specialty Trades

Professional Services (A/E)

Architecture • Professional Engineering •
Landscape Architecture • Surveying •
Mapping

Professional Services (Non-A/E)

Asbestos Consultants • Program Management •
Geotechnical • Construction Materials Testing •
Environmental Services

CERTIFICATIONS

SBE/MBE

918

Small Business Enterprise &
Micro Business Enterprise
Program

M/WBE

940

Minority/Women Business
Enterprise Program

VBE

50

Veteran Business Enterprise
Program

As of June 2019

INTERLOCAL AGREEMENTS

SMALL/MICRO

U.S Small Business
Administration

Miami-Dade County
Miami Dade College

M/WBE

Florida Office of Supplier
Diversity

VBE

Florida Office of Supplier
Diversity

Infographic: Increasing the Number of Firms in Targeted Industries



DATA AS OF June 30, 2019

Alberto M. Carvalho, Superintendent of Schools



NEXT MEETING

TUESDAY, DECEMBER 10, 2019